Back To Article

INLINE HARNESS CONNECTOR END VIEWS - INDEX

Inline Harness Connector End Views

Description
X100 Front Fascia Harness to Body Harness
X101 Body Harness to Forward Lamp Harness
X102 Forward Lamp Harness to Forward Lamp Extension Harness
X103 Forward Lamp Harness to Cooling Fan Harness
X104 Cooling Fan Harness to Forward Lamp Harness
X106 Engine Harness to Body Harness ()
X107 Engine Harness to Body Harness
X108 Engine Harness to Crankshaft Position Sensor Jumper Harness (LH7)
X110 Forward Lamp Harness to Left Headlamp Harness (T4A)
X110 Forward Lamp Harness to Left Headlamp Harness (T4F+TR6)
X110 Forward Lamp Harness to Left Headlamp Harness (T4F+X88)
X110 Forward Lamp Harness to Left Headlamp Harness (T4F+Z88)
X110 Forward Lamp Harness to Left Headlamp Harness (T4L+TR7)
X110 Forward Lamp Harness to Left Headlamp Harness (T4L+X88)
X110 Forward Lamp Harness to Left Headlamp Harness (T4L+Z88)
X111 Engine Harness to Engine Oil Pressure Control Solenoid Valve Harness (LYX)
X120 Forward Lamp Harness to Right Headlamp Harness (T4A+TR6)
X120 Forward Lamp Harness to Right Headlamp Harness (T4F+TR6)
X120 Forward Lamp Harness to Right Headlamp Harness (T4F+X88)
X120 Forward Lamp Harness to Right Headlamp Harness (T4F+Z88)
X120 Forward Lamp Harness to Right Headlamp Harness (T4L+TR7)
X120 Forward Lamp Harness to Right Headlamp Harness (T4L+X88)
X120 Forward Lamp Harness to Right Headlamp Harness (T4L+Z88)
X160 Engine Harness to Fuel Injector Harness (LTG)
X160 Engine Harness to Fuel Injector Harness (LYX)
X200 Instrument Panel Harness to Body Harness
X201 Instrument Panel Harness to Body Harness
X202 Instrument Panel Harness to Body Harness ()
X203 Instrument Panel Harness to Body Harness (X88)
X205 Antenna Jumper Harness to Instrument Panel Harness (-UE1-U2K-U2Q)
X205 Antenna Jumper Harness to Instrument Panel Harness ((UKS)/(IO6-U2Q-UE1))
X205 Antenna Jumper Harness to Instrument Panel Harness ((IOR+UE1+MAH/MVC/MCX-U2K)/(IOR+MAM))
X205 Antenna Jumper Harness to Instrument Panel Harness (UE1)
X205 Antenna Jumper Harness to Instrument Panel Harness (-UE1)
X206 Antenna Jumper Harness to Instrument Panel Harness (UE1)
X207 Instrument Panel Harness to Body Harness (UQA+IOS/IOT/IOU)
X208 Floor Console Harness to Instrument Panel harness ()
X209 Instrument Panel Harness to Floor Console Harness
X212 Instrument Panel Harness to Passenger Air Bag Harness (AJG)
X212 Instrument Panel Harness to Passenger Air Bag Harness (AY0)
X213 Body Harness to Auxiliary Heater Harness (C32)
X214 Instrument Panel Harness to Floor Console Harness (MCZ)

Description
X300 Rain/Ambient Light Sensor Module Harness to Body Harness (CE1)
X301 Humidity Sensor Harness to Body Harness (ASV-CE1)
X303 Headliner Harness to Garage Door Opener Harness
X310 Driver Seat Harness to Body Harness ()
X320 Passenger Seat Harness to Body Harness ()
X330 Body Harness to Left Rear Seat Harness (KA6)
X340 Body Harness to Right Rear Seat Harness (KA6)
X350 Fuel Tank Harness to Body Harness ()
X351 Fuel Tank Harness to Particulate Filter Harness (LH7)
X400 Rear Fascia Harness to Body Harness ()
X401 Body Harness to Center High Mount Stop Lamp Harness
X402 Body Harness to Axle Harness ()
X403 Headliner Harness to Body Harness ()
X404 Headliner Harness to Body Harness ()
X405 Sunroof Harness to Body Harness (C3U)
X410 Tail Lamp Harness to Tail Lamp Harness (Z88-V9V)
X410 Tail Lamp Harness to Tail Lamp Harness (Z88+V9V)
X420 Tail Lamp Harness to Tail Lamp Harness (Z88+V9V)
X420 Tail Lamp Harness to Tail Lamp Harness (Z88-V9V)
X500 Driver Door Harness to Body Harness (Z88+AXG)
X505 Driver Door Harness to Driver Door Trim Panel Harness ()
X506 Driver Door Harness to Driver Door Trim Panel Harness ()
X510 Driver Door Harness to Driver Outside Rearview Mirror Harness
X600 Passenger Door Harness to Body Harness ((Z88/X88)+AED/A45)
X605 Passenger Door Harness to Passenger Door Trim Panel Harness ()
X606 Passenger Door Harness to Passenger Door Trim Panel Harness
X610 Passenger Door Harness to Passenger Outside Rearview Mirror Harness
X700 Left Rear Door Harness to Body Harness ()
X800 Right Rear Door Harness to Body Harness ()
X900 Body Harness to Liftgate Harness
X901 Body Harness to Liftgate Harness
X902 License Lamp Harness to Liftgate Harness (Z88)
X903 Body Harness to Center High Mount Stop Lamp Harness (Z88)

mcxao.com

Back To Article

COMPONENT CONNECTOR END VIEWS

A3L SUNSHADE - LEFT

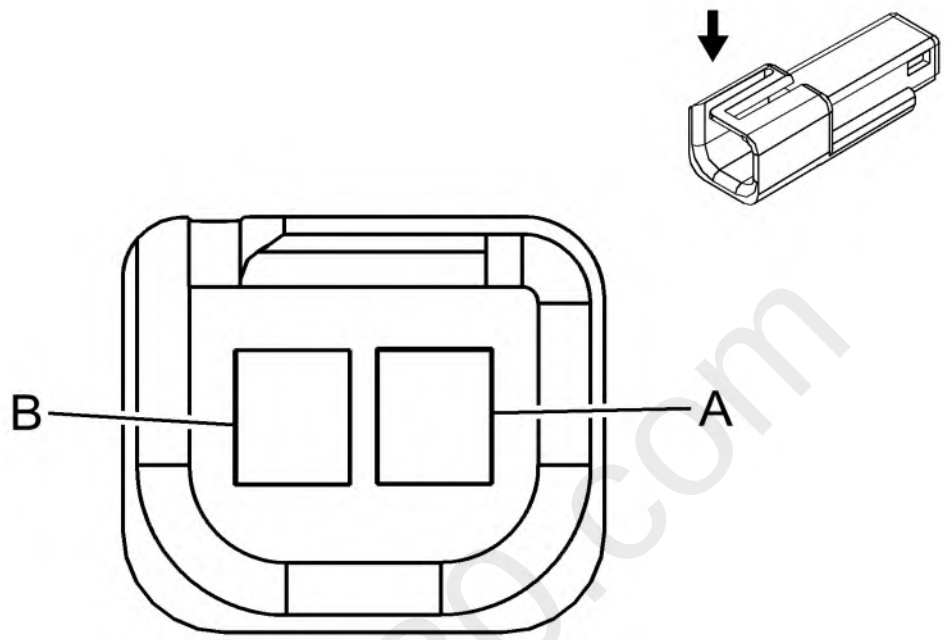

Connector Part Information

- Harness Type: Headliner
- OEM Connector: 90565972
- Service Connector: 13584278
- Description: 2-Way M 150 Metri-Pack Series (BK)

Terminal Part Information

Terminal Type ID	Terminated Lead	Diagnostic Test Probe	Terminal Removal Tool	Service Terminal	Tray Name	Core Crimp	Insulation Crimp
I	Not Required	J-35616-3 (GY)	No Tool Required	Not Required	Not Required	Not Required	Not Required

Pin	Size	Color	Circuit	Function	Terminal Type ID	Option
A	0.35	WH/BN	6815	Inadvertent Power Control	I	-
B	0.35	BK	2050	Ground	I	-

A3R SUNSHADE - RIGHT

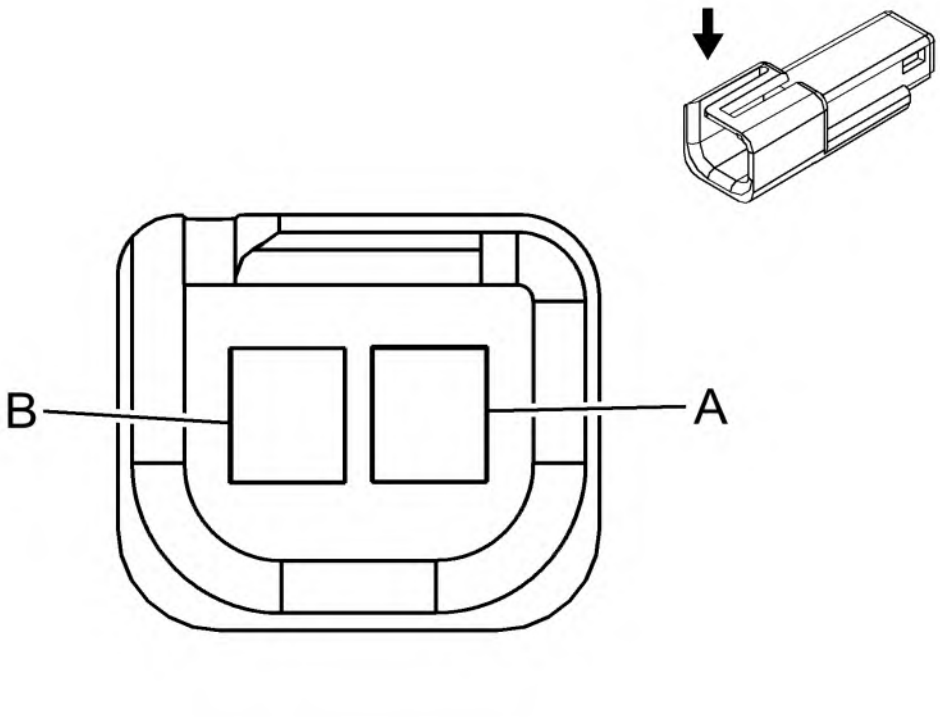

Connector Part Information

- Harness Type: Headliner
- OEM Connector: 90565972
- Service Connector: 13584278
- Description: 2-Way M 150 Metri-Pack Series (BK)

Terminal Part Information

Terminal Type ID	Terminated Lead	Diagnostic Test Probe	Terminal Removal Tool	Service Terminal	Tray Name	Core Crimp	Insulation Crimp
I	Not Required	J-35616-3 (GY)	No Tool Required	Not Required	Not Required	Not Required	Not Required

Pin	Size	Color	Circuit	Function	Terminal Type ID	Option
A	0.35	WH/BN	6815	Inadvertent Power Control	I	-
B	0.35	BK	2050	Ground	I	-

A7 FUEL PUMP AND LEVEL SENSOR ASSEMBLY (LH7+F48)

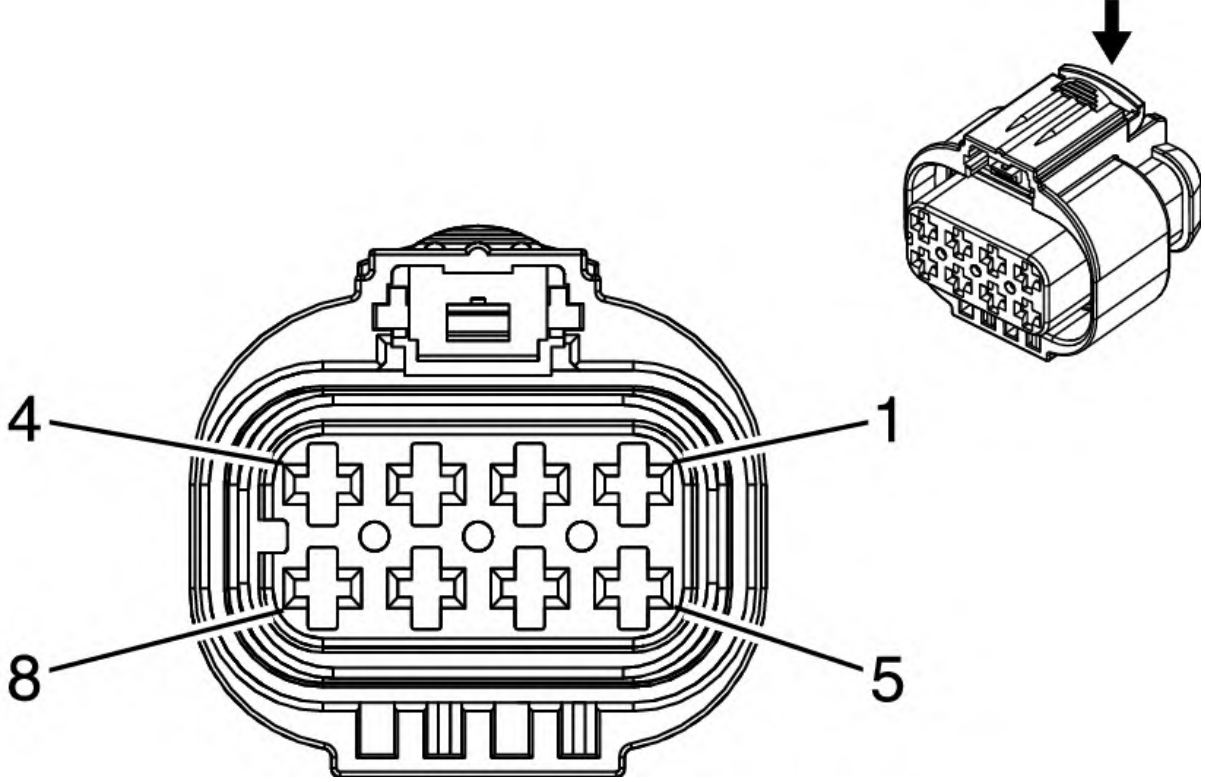

Connector Part Information

- Harness Type: Fuel Tank
- OEM Connector: 13588284
- Service Connector: Service by Harness - See Part Catalog
- Description: 8-Way F 2.8 Series, Sealed (L-GY)

Terminal Part Information

Terminal Type ID	Terminated Lead	Diagnostic Test Probe	Terminal Removal Tool	Service Terminal	Tray Name	Core Crimp	Insulation Crimp
I	Not Required	J-35616-4A (PU)	No Tool Required	Not Required	Not Required	Not Required	Not Required

Pin	Size	Color	Circuit	Function	Terminal Type ID	Option
1	2.5	GY	120	Fuel Pump Control	I	-
2	2.5	YE/GY	4137	Fuel Pump Supply Voltage Phase 2	I	-
3	2.5	WH/BN	4138	Fuel Pump Supply Voltage Phase 3	I	-
4	0.5	BU	7443	Fuel System Control Module Shield Ground Extension	I	-
5	0.5	BU/VT	1589	Primary Fuel Level Sensor Signal	I	-
6	0.5	BK/GN	6281	Fuel Level Sensor Low Reference	I	-
7 - 8	-	-	-	Not Occupied	-	-

A7 FUEL PUMP AND LEVEL SENSOR ASSEMBLY (LH7+F48)

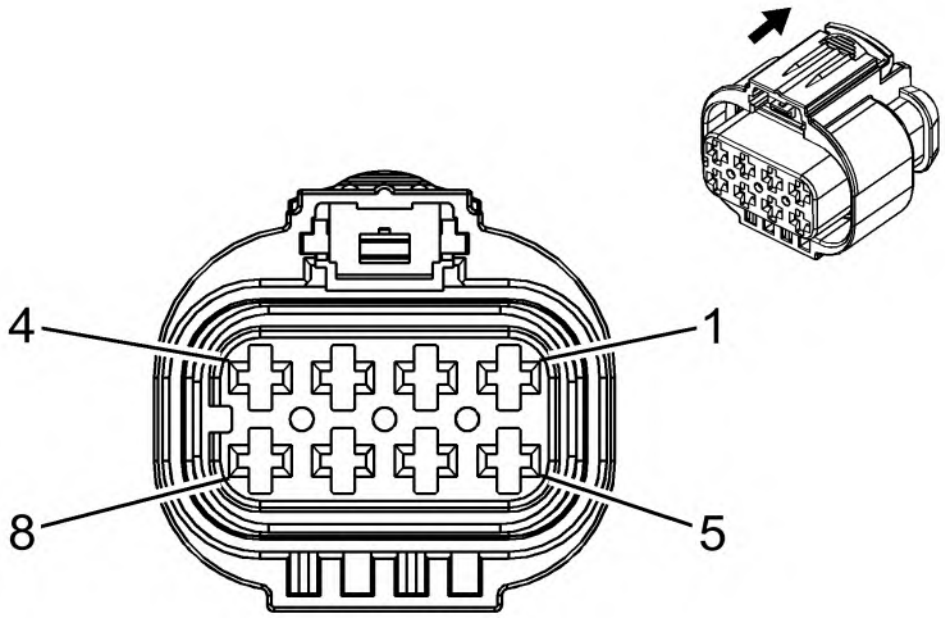

Connector Part Information

- Harness Type: Fuel Tank
- OEM Connector: 13586306
- Service Connector: Service by Harness - See Part Catalog
- Description: 8-Way F 2.8 Series, Sealed (L-BU)

Terminal Part Information

Terminal Type ID	Terminated Lead	Diagnostic Test Probe	Terminal Removal Tool	Service Terminal	Tray Name	Core Crimp	Insulation Crimp
I	Not Required	J-35616-4A (PU)	No Tool Required	Not Required	Not Required	Not Required	Not Required
II	Not Required	No Tool Required	No Tool Required	Not Required	Not Required	Not Required	Not Required

Pin	Size	Color	Circuit	Function	Terminal Type ID	Option
1	2.5	GY	120	Fuel Pump Control	I	-
2	2.5	YE/GY	4137	Fuel Pump Supply Voltage Phase 2	I	-
3	2.5	WH/BN	4138	Fuel Pump Supply Voltage Phase 3	I	-
4	0.5	BU	7443	Fuel System Control Module Shield Ground Extension	I	-
5	0.5	BU/VT	1589	Primary Fuel Level Sensor Signal	I	-
6	0.5	BK/GN	6281	Fuel Level Sensor Low Reference	I	-
7	0.5	BU/WH	1937	Secondary Fuel Level Sensor Signal	II	-
8	0.5	BK/BU	6282	Fuel Level Sensor 2 Low Reference	II	-

A7 FUEL PUMP AND LEVEL SENSOR ASSEMBLY (LTG/LYX)

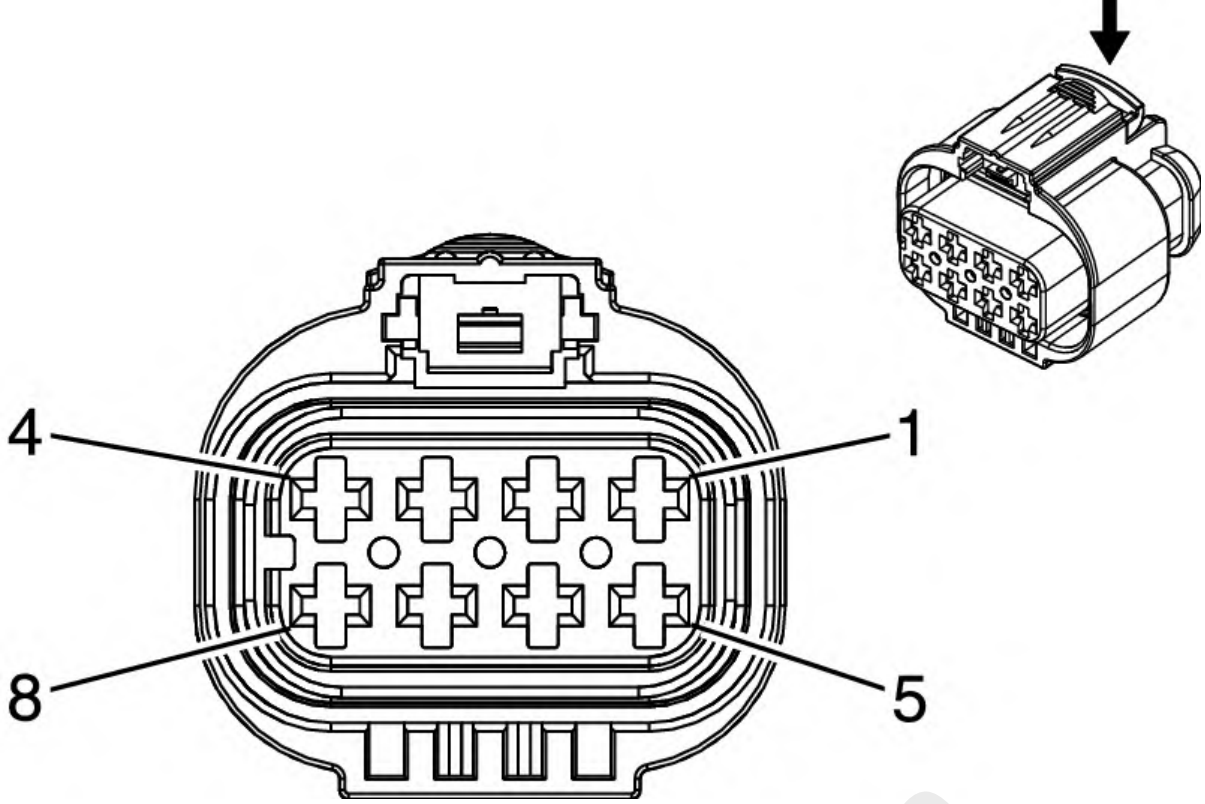

Connector Part Information

- Harness Type: Fuel Tank
- OEM Connector: 13588283
- Service Connector: Service by Harness - See Part Catalog
- Description: 8-Way F 2.8 Series, Sealed (BK)

Terminal Part Information

Terminal Type ID	Terminated Lead	Diagnostic Test Probe	Terminal Removal Tool	Service Terminal	Tray Name	Core Crimp	Insulation Crimp
I	Not Required	J-35616-4A (PU)	No Tool Required	Not Required	Not Required	Not Required	Not Required

Pin	Size	Color	Circuit	Function	Terminal Type ID	Option
1 - 2	-	-	-	Not Occupied	-	-
3	2.5	GY	120	Fuel Pump Control	I	-
4	2.5	BK/GN	1580	Fuel Pump Low Reference	I	-
5	0.5	BU/VT	1589	Primary Fuel Level Sensor Signal	I	-
6	0.5	BK/GN	580	Engine Control Sensors Low Reference (2)	I	-
7 - 8	-	-	-	Not Occupied	-	-

A7 FUEL PUMP AND LEVEL SENSOR ASSEMBLY (LTG/LYX+NTB/NUB)

-

Connector Part Information

- Harness Type: Fuel Tank
- OEM Connector: 13596704
- Service Connector: Service by Harness - See Part Catalog
- Description: 8-Way F

Terminal Part Information

Terminal Type ID	Terminated Lead	Diagnostic Test Probe	Terminal Removal Tool	Service Terminal	Tray Name	Core Crimp	Insulation Crimp
I	Not Required	J-35616-4A (PU)	No Tool Required	Not Required	Not Required	Not Required	Not Required
II	Not Required	Not Available	No Tool Required	Not Required	Not Required	Not Required	Not Required

Pin	Size	Color	Circuit	Function	Terminal Type ID	Option
3	2.5	GY	120	Fuel Pump Control	I	-
4	2.5	BK/GN	1580	Fuel Pump Low Reference	I	-
5	0.5	BU/VT	1589	Primary Fuel Level Sensor Signal	I	-
6	0.5	BK/GN	580	Engine Control Sensors Low Reference (2)	II	-
7	0.5	BU/WH	1937	Secondary Fuel Level Sensor Signal	I	-
8	0.5	BK/GN	580	Engine Control Sensors Low Reference (2)	II	-

A10 INSIDE REARVIEW MIRROR (DD8)

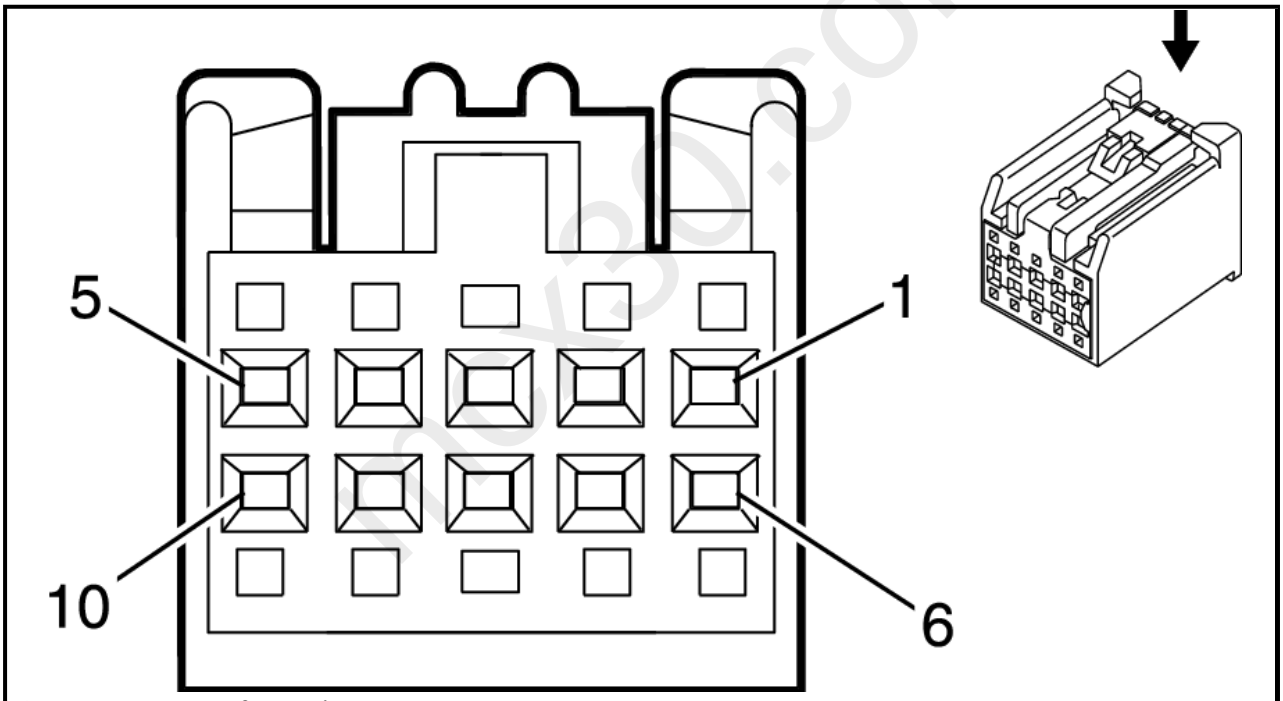

Connector Part Information

- Harness Type: Body
- OEM Connector: 13577390
- Service Connector: 13577390
- Description: 10-Way F 0.64 Kaizen Series (BK)

Terminal Part Information

Terminal Type ID	Terminated Lead	Diagnostic Test Probe	Terminal Removal Tool	Service Terminal	Tray Name	Core Crimp	Insulation Crimp
I	13575742	J-35616-64B (LT BU)	J-38125-215A	Not Available	Not Available	Not Available	Not Available

Pin	Size	Color	Circuit	Function	Terminal Type ID	Option
1	0.5	GN/WH	1324	Backup Lamp Control	I	-
2	0.35	VT/GY	139	Run/Crank Ignition 1 Voltage	I	-
3 - 4	-	-	-	Not Occupied	-	-
5	0.5	BK	1550	Ground	I	-
6 - 7	-	-	-	Not Occupied	-	-
8	0.35	BK/YE	1691	Automatic Day/Night Mirror Low Reference	I	-
9	0.35	YE/WH	1690	Automatic Day/Night Mirror Signal	I	-
10	-	-	-	Not Occupied	-	-

A11 RADIO X1 (IO5/IO6)

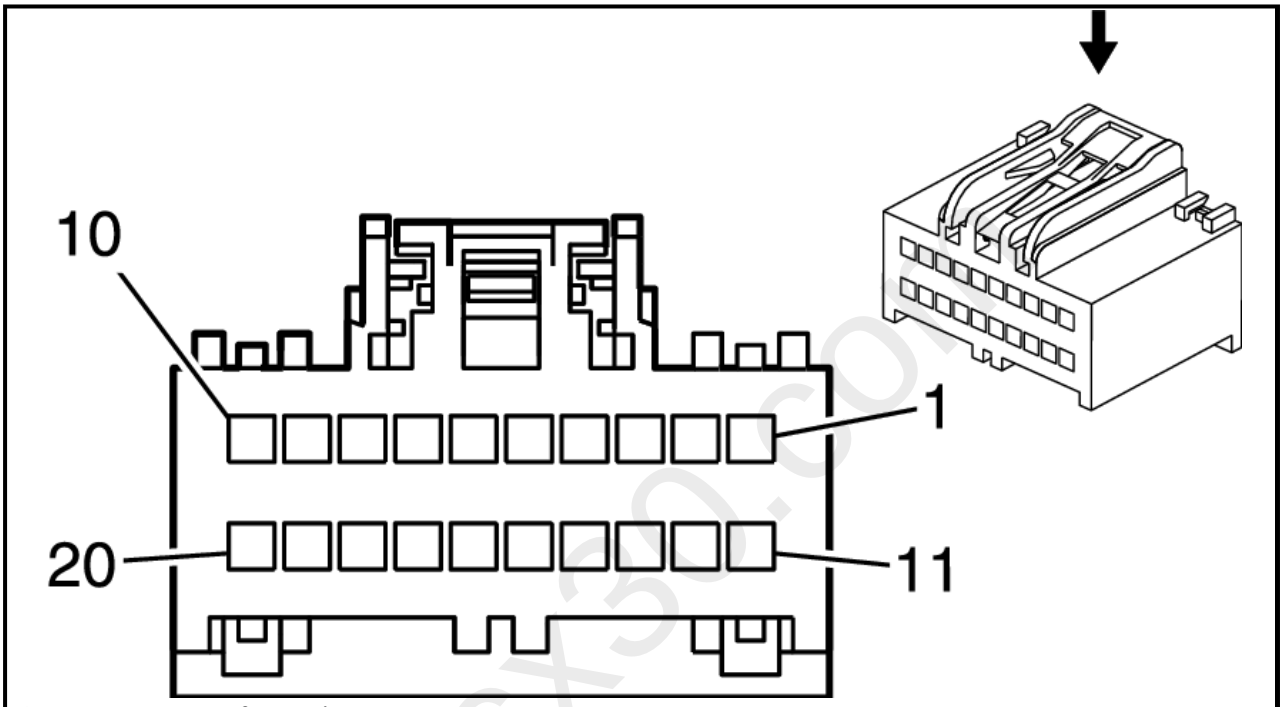

Connector Part Information

- Harness Type: Instrument Panel
- OEM Connector: 31410-0201
- Service Connector: 13593932
- Description: 20-Way F USCAR 64 Series (GY)

Terminal Part Information

Terminal Type ID	Terminated Lead	Diagnostic Test Probe	Terminal Removal Tool	Service Terminal	Tray Name	Core Crimp	Insulation Crimp
I	13575742	J-35616-64B (LT BU)	J-38125-215A	Not Available	Not Available	Not Available	Not Available
II	13575742	J-35616-64B (LT BU)	J-38125-215A	SAIT-A03T-M064	Yazaki 14	P	P
III	19300629	J-35616-64B (LT BU)	J-38125-215A	Not Available	Not Available	Not Available	Not Available

Pin	Size	Color	Circuit	Function	Terminal Type ID	Option

mcx30.com

Pin	Size	Color	Circuit	Function	Terminal Type ID	Option
1	0.75	BK	1750	Ground	III	IOB
2	0.35 0.35	BK/GN GN/YE	2804 7066	Radio Display Backlight Low Reference Entertainment Remote Enable Signal	II II	IOB NKC+UZ6+IO5/IO6
3	0.35	BU/GN	2813	Radio Display Backlight Dimming Control	II	IOB
4	0.35	GY/GN	1102	Low Speed GMLAN Serial Data #2	II	IOB
5	-	-	-	Not Occupied	-	-
6	0.35 0.35	BK/GY BK/BN	5152 654	Voice Recognition Audio Low Reference Cellular Telephone Microphone Low Reference	II II	IOB+UE1 IOB-UE1
7	0.35 0.35	GY/YE BU	5149 655	Voice Recognition Audio Signal Cellular Telephone Microphone Signal	II II	IOB+UE1 IOB-UE1
8	0.35	VT/WH	2810	Radio Keypad Button Signal	II	IOB
9	0.35	BK/YE	659	Cellular Telephone Voice Low Reference	II	IOB+UE1
10	0.35	YE	658	Cellular Telephone Voice Signal	II	IOB+UE1
11	0.75	RD/YE	5040	Battery Positive Voltage	III	IOB
12	0.35	GN/YE	7066	Entertainment Remote Enable Signal	II	IOB+NKC+UZ6
13	0.35 0.35	GN/BU SR	7532 6974	Local Interconnect Network Serial Data Bus 10 Camera Low Reference	II II	IO5/IO6 IOB+UVC
14	0.35 0.35	GY/GN WH/BU	1102 6973	Low Speed GMLAN Serial Data #2 Camera Signal 2	II II	IO5/IO6 IOB+UVC
15	0.35	GY/YE	6972	Camera Signal 2 +	II	IOB+UVC
16	0.35	BARE	5842	Auxiliary Audio Screen 2	II	IOB+USR
17	0.13	BU	2060	Auxiliary Detection Signal	I	IOB+USR
18	0.35	VT	5843	Auxiliary Audio Common Signal	II	IOB+USR
19	0.35 0.35	GY BK/YE	5839 659	Left Auxiliary Audio Signal 2 Cellular Telephone Voice Low Reference	II II	IOB+USR UE1+IO5/IO6
20	0.35 0.35	GN YE	5841 658	Right Auxiliary Audio Signal 2 Cellular Telephone Voice Signal	II II	IOB+USR UE1+IO5/IO6

A11 RADIO X1 (IOB)

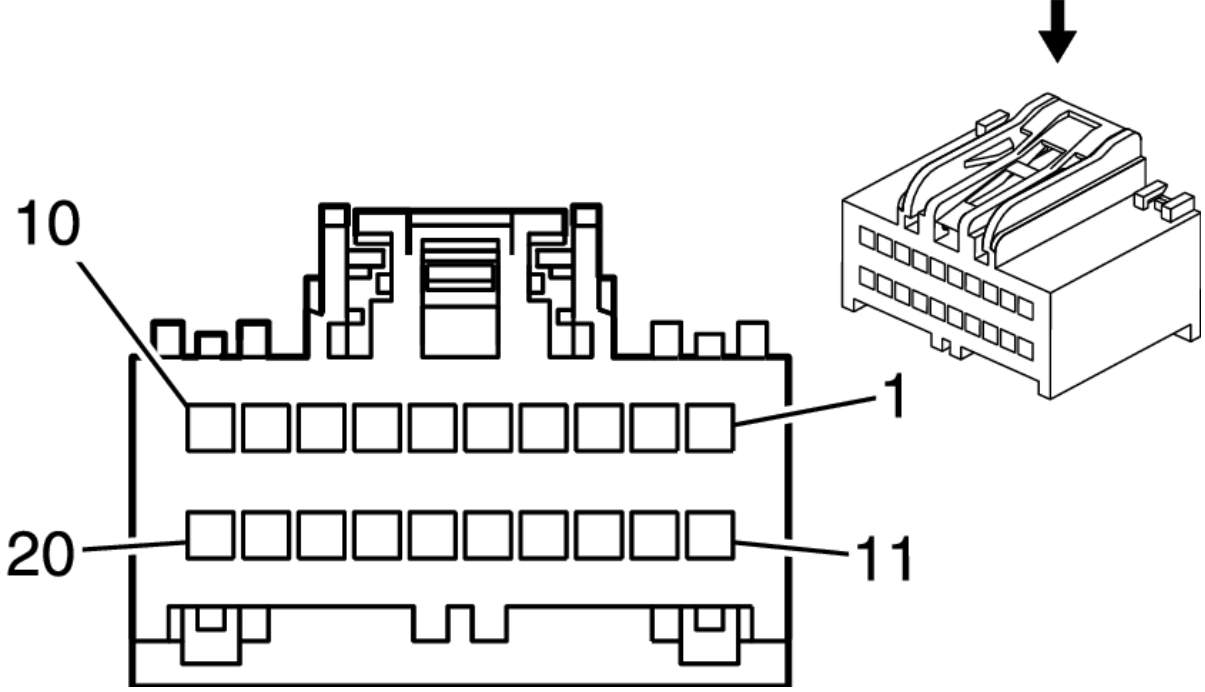

Connector Part Information

- Harness Type: Instrument Panel
- OEM Connector: 13593932
- Service Connector: 13593932
- Description: 20-Way F USCAR 64 Series (GY)

Terminal Part Information

Terminal Type ID	Terminated Lead	Diagnostic Test Probe	Terminal Removal Tool	Service Terminal	Tray Name	Core Crimp	Insulation Crimp
I	13575867	J-35616-64B (LT BU)	J-38125-215A	Not Available	Not Available	Not Available	Not Available
II	13575867	J-35616-64B (LT BU)	J-38125-215A	SAIT-A03T-M064	Yazaki 14	P	P
III	19119865	J-35616-64B (LT BU)	J-38125-215A	Not Available	Not Available	Not Available	Not Available

Pin	Size	Color	Circuit	Function	Terminal Type ID	Option
1	0.75	BK	1750	Ground	III	IOB
2	0.35	BK/GN	2804	Radio Display Backlight Low Reference	II	IOB
3	0.35	BU/GN	2813	Radio Display Backlight Dimming Control	II	IOB
4	0.35	GY/GN	1102	Low Speed GMLAN Serial Data #2	II	IOB
5	-	-	-	Not Occupied	-	-
6	0.35 0.35	BK/GY BK/BN	5152 654	Voice Recognition Audio Low Reference Cellular Telephone Microphone Low Reference	II II	IOB+UE1 IOB-UE1
7	0.35 0.35	GY/YE BU	5149 655	Voice Recognition Audio Signal Cellular Telephone Microphone Signal	II II	IOB+UE1 IOB-UE1

Pin	Size	Color	Circuit	Function	Terminal Type ID	Option
8	0.35	VT/WH	2810	Radio Keypad Button Signal	II	IOB
9	0.35	BK/YE	659	Cellular Telephone Voice Low Reference	II	IOB+UE1
10	0.35	YE	658	Cellular Telephone Voice Signal	II	IOB+UE1
11	0.75	RD/YE	5040	Battery Positive Voltage	III	IOB
12	0.35	GN/YE	7066	Entertainment Remote Enable Signal	II	IOB+NKC+UZ6
13	0.35	SR	6974	Camera Low Reference	II	IOB+UVC
14	0.35	WH/BU	6973	Camera Signal 2	II	IOB+UVC
15	0.35	GY/YE	6972	Camera Signal 2 +	II	IOB+UVC
16	0.35	BARE	5842	Auxiliary Audio Screen 2	II	IOB+USR
17	0.13	BU	2060	Auxiliary Detection Signal	I	IOB+USR
18	0.35	VT	5843	Auxiliary Audio Common Signal	II	IOB+USR
19	0.35	GY	5839	Left Auxiliary Audio Signal 2	II	IOB+USR
20	0.35	GN	5841	Right Auxiliary Audio Signal 2	II	IOB+USR

A11 RADIO X2 (IO5/IO6)

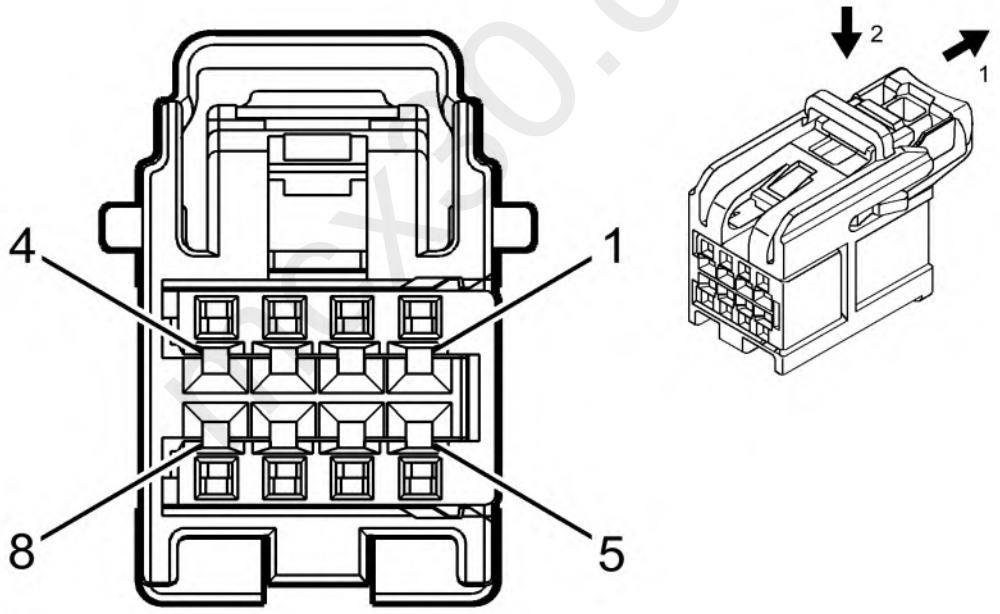

Connector Part Information

- Harness Type: Instrument Panel
- OEM Connector: 13591516
- Service Connector: 19353873
- Description: 8-Way F 0.64 OCS Series (GY)

Terminal Part Information

Terminal Type ID	Terminated Lead	Diagnostic Test Probe	Terminal Removal Tool	Service Terminal	Tray Name	Core Crimp	Insulation Crimp

Terminal Type ID	Terminated Lead	Diagnostic Test Probe	Terminal Removal Tool	Service Terminal	Tray Name	Core Crimp	Insulation Crimp
I	Not Required	J-35616-64B (LT BU)	No Tool Required	Not Required	Not Required	Not Required	Not Required

Pin	Size	Color	Circuit	Function	Terminal Type ID	Option
1	0.35	WH/GN	3997	MOST Serial Data (-)	I	UDD+IO5/IO6
2	0.35	GY/VT	3998	MOST Serial Data (+)	I	UDD+IO5/IO6
3	0.35	WH/GN	3997	MOST Serial Data (-)	I	IO5/IO6
4	0.35	GY/VT	3998	MOST Serial Data (+)	I	IO5/IO6
5	-	-	-	Not Occupied	-	-
6	0.35	WH/VT	3999	MOST Control	I	IO5/IO6+UQA/UDD
7 - 8	-	-	-	Not Occupied	-	-

A11 RADIO X3 (IO5/IO6)

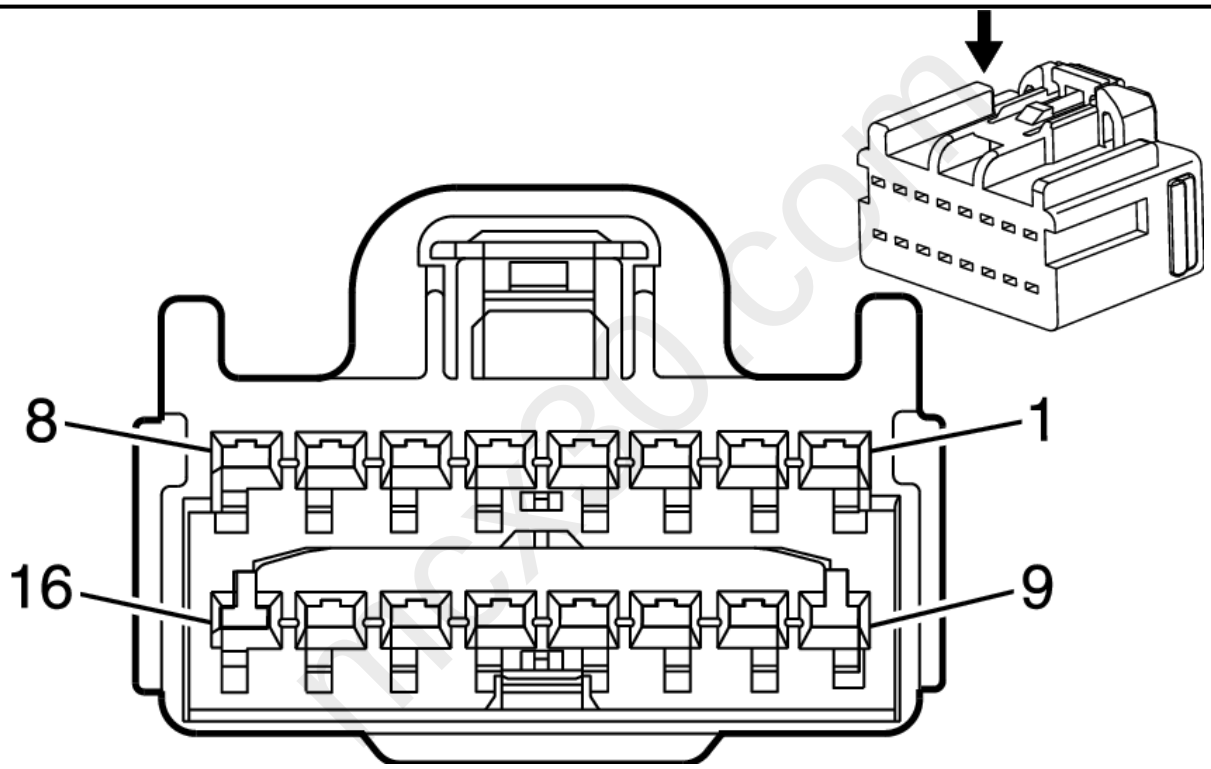

Connector Part Information

- Harness Type: Instrument Panel
- OEM Connector: 89047090
- Service Connector: 89047090
- Description: 16-Way F 1.5 Kaizen Series (GN)

Terminal Part Information

Terminal Type ID	Terminated Lead	Diagnostic Test Probe	Terminal Removal Tool	Service Terminal	Tray Name	Core Crimp	Insulation Crimp
I	13575850	J-35616-14 (GN)	J-38125-557	Not Available	Not Available	Not Available	Not Available

Pin	Size	Color	Circuit	Function	Terminal Type ID	Option
1	0.75	BU	201	Left Front Speaker Control (+) 1	I	-

Pin	Size	Color	Circuit	Function	Terminal Type ID	Option
2	0.75	YE	200	Right Front Speaker Control (+) 1	I	-
3	0.75	GN	199	Left Rear Speaker Control (+)	I	-
4	0.75	WH	46	Right Rear Speaker Control (+)	I	-
5 - 7	-	-	-	Not Occupied	-	-
8	1	RD/YE	5040	Battery Positive Voltage	I	IO5/IO6
9	0.75	BN/BU	118	Left Front Speaker Signal (-) 1	I	-
10	0.75	YE/BK	117	Right Front Speaker Signal (-) 1	I	-
11	0.75	GN/BK	116	Left Rear Speaker Signal (-)	I	-
12	0.75	BU/BK	115	Right Rear Speaker Signal (-)	I	-
13 - 15	-	-	-	Not Occupied	-	-
16	1	BK	1750	Ground	I	IO5/IO6

A11 RADIO X4 (IO5/IO6)

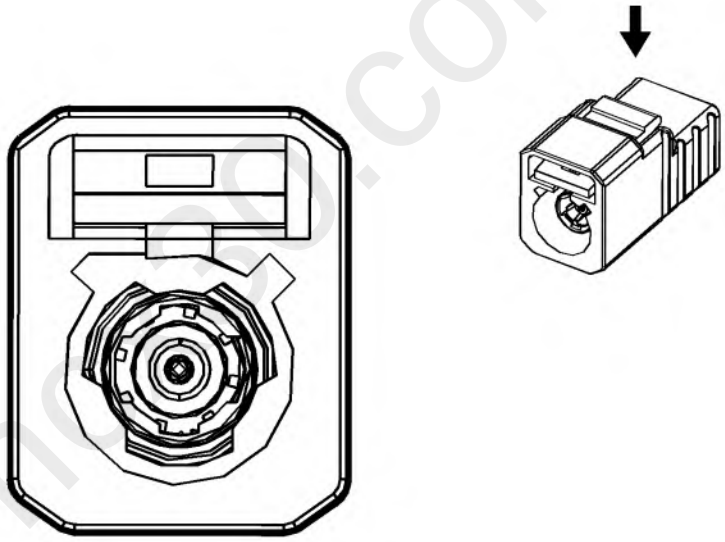

Connector Part Information

- Harness Type: Instrument Panel
- OEM Connector: 13581686
- Service Connector: Service by Cable Assembly - See Part Catalog
- Description: 1-Way F Coax Type (BK)

Terminal Part Information

Terminal Type ID	Terminated Lead	Diagnostic Test Probe	Terminal Removal Tool	Service Terminal	Tray Name	Core Crimp	Insulation Crimp
I	Not Required	No Tool Required	No Tool Required	Not Required	Not Required	Not Required	Not Required

Pin	Size	Color	Circuit	Function	Terminal Type ID	Option
-	-	Coax	-	(AM/FM) Antenna RF Signal	I	-

A11 RADIO X5 (IO5/IO6+U2K)

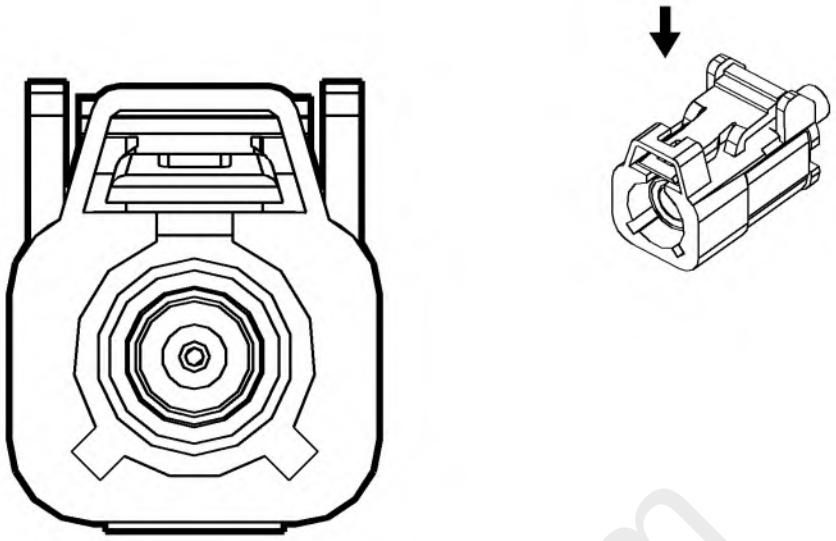

Connector Part Information

- Harness Type: Instrument Panel
- OEM Connector: 13580584
- Service Connector: Service by Cable Assembly - See Part Catalog
- Description: 1-Way F Coax Type (CU)

Terminal Part Information

Terminal Type ID	Terminated Lead	Diagnostic Test Probe	Terminal Removal Tool	Service Terminal	Tray Name	Core Crimp	Insulation Crimp
I	Not Required	No Tool Required	No Tool Required	Not Required	Not Required	Not Required	Not Required

Pin	Size	Color	Circuit	Function	Terminal Type ID	Option
-	-	Coax	-	(XM +/-HD) Coaxial Antenna XM Signal	I	-

A11 RADIO X2 (IOB)

mcx30.com

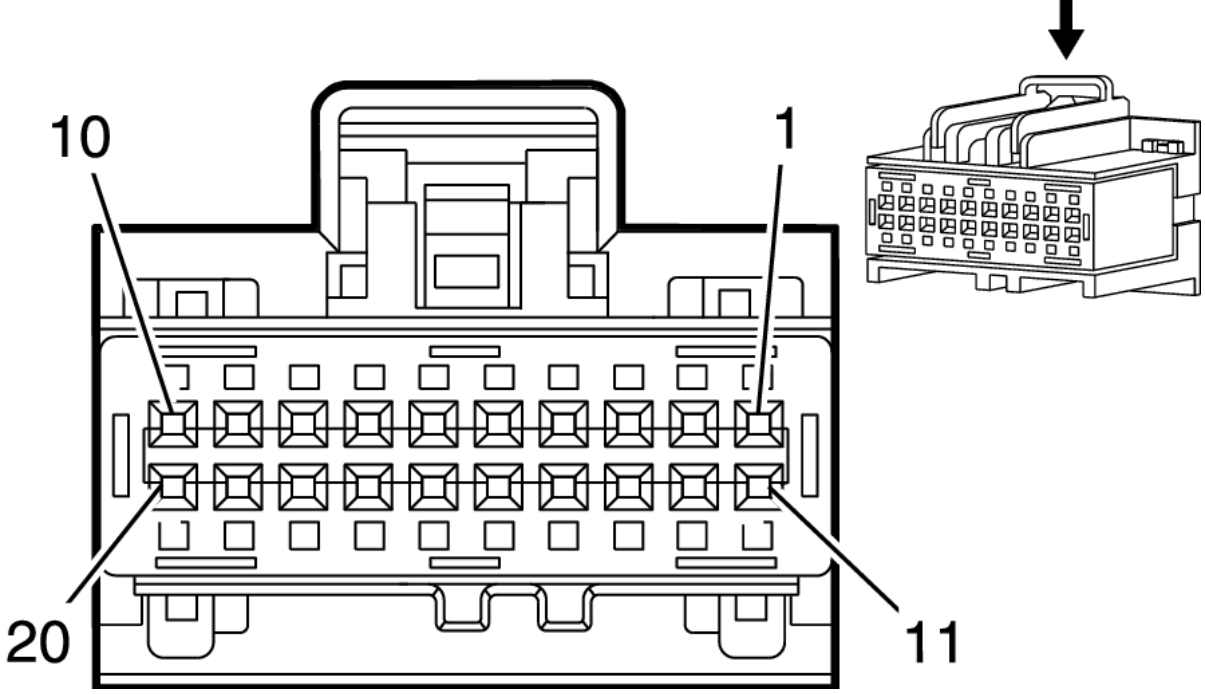

Connector Part Information

- Harness Type: Instrument Panel
- OEM Connector: 13593933
- Service Connector: 13593933
- Description: 20-Way F USCAR 64 Series (BN)

Terminal Part Information

Terminal Type ID	Terminated Lead	Diagnostic Test Probe	Terminal Removal Tool	Service Terminal	Tray Name	Core Crimp	Insulation Crimp
I	13575742	J-35616-64B (LT BU)	J-38125-215A	SAIT-A03T-M064	Yazaki 14	P	P
II	19300629	J-35616-64B (LT BU)	J-38125-215A	Not Available	Not Available	Not Available	Not Available

Pin	Size	Color	Circuit	Function	Terminal Type ID	Option
1 - 2	-	-	-	Not Occupied	-	-
3	0.35	BN/WH	2809	Radio Keypad Power Signal	I	IOB
4	0.35	BN	2814	Radio Display Low Voltage Differential Signaling Lock Signal	I	IOB
5	0.35	GY/VT	2812	Radio Display Low Voltage Differential Signaling Error Signal	I	IOB
6	0.35	GY/BU	2803	Radio Display Touch Interrupt Request Signal	I	IOB
7	0.35	WH	2811	Radio Display Diagnostic Signal	I	IOB
8	0.35	BU	4315	Radio Volume Up Signal	I	IOB
9	0.35	GY/BN	4314	Radio Volume Down Signal	I	IOB
10	0.75	BK	1750	Ground	II	IOB
11	0.75	WH	46	Right Rear Speaker Control (+)	II	-
12	0.75	BU/BK	115	Right Rear Speaker Signal (-)	II	-

Pin	Size	Color	Circuit	Function	Terminal Type ID	Option
13	0.75	GN	199	Left Rear Speaker Control (+)	II	-
14	0.75	GN/BK	116	Left Rear Speaker Signal (-)	II	-
15	0.75	YE/BK	117	Right Front Speaker Signal (-) 1	II	-
16	0.75	YE	200	Right Front Speaker Control (+) 1	II	-
17	0.75	BN/BU	118	Left Front Speaker Signal (-) 1	II	-
18	0.75	BU	201	Left Front Speaker Control (+) 1	II	-
19	-	-	-	Not Occupied	-	-
20	0.75	RD/YE	5040	Battery Positive Voltage	II	IOB

A11 RADIO X4 (IOB)

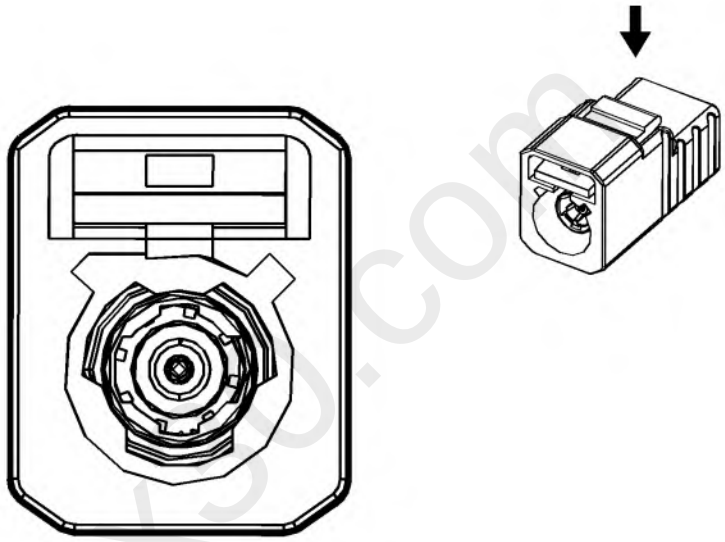

Connector Part Information

- Harness Type: Instrument Panel
- OEM Connector: 13581686
- Service Connector: Service by Cable Assembly - See Part Catalog
- Description: 1-Way F Coax Type (BK)

Terminal Part Information

Terminal Type ID	Terminated Lead	Diagnostic Test Probe	Terminal Removal Tool	Service Terminal	Tray Name	Core Crimp	Insulation Crimp
I	Not Required	No Tool Required	No Tool Required	Not Required	Not Required	Not Required	Not Required

Pin	Size	Color	Circuit	Function	Terminal Type ID	Option
-	-	Coax	-	(AM/FM) Antenna RF Signal	I	-

A11 RADIO X7 (IOB)

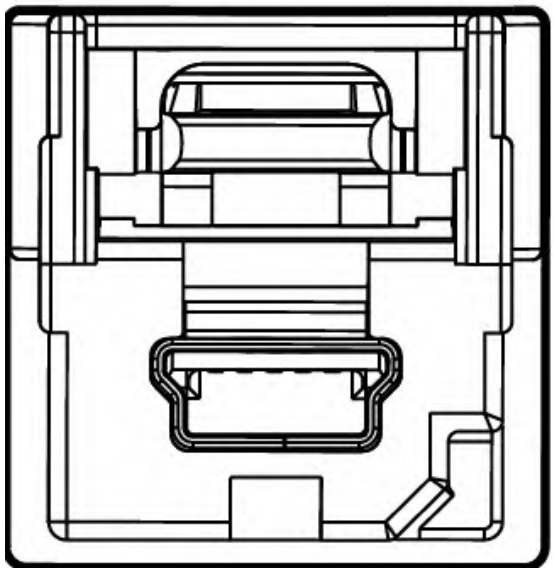

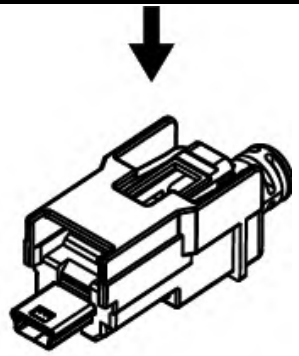

Connector Part Information

- Harness Type: Instrument Panel LVDS
- OEM Connector: 13576672
- Service Connector: Service by Cable Assembly - See Part Catalog
- Description: 5-Way M 2.0 Mini-B USB Type (GY)

Terminal Part Information

Terminal Type ID	Terminated Lead	Diagnostic Test Probe	Terminal Removal Tool	Service Terminal	Tray Name	Core Crimp	Insulation Crimp
I	Not Required	No Tool Required	No Tool Required	Not Required	Not Required	Not Required	Not Required

Pin	Size	Color	Circuit	Function	Terminal Type ID	Option
-	-	LVDS	-	(Infotainment) Infotainment Display Signal	I	-

A11 RADIO X3 (IOB+MCY)

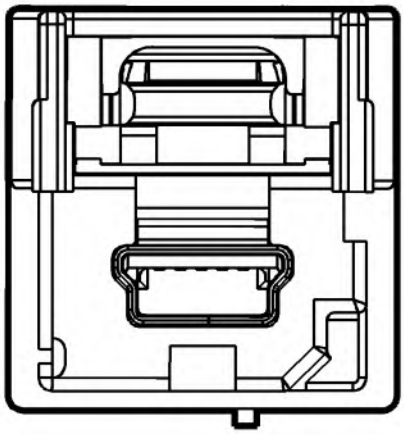

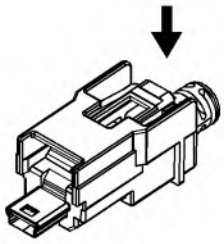

Connector Part Information

- Harness Type: Instrument Panel
- OEM Connector: 13578154
- Service Connector: Service by Cable Assembly - See Part Catalog
- Description: 5-Way M 2.0 Mini-B USB Type (BU)

Terminal Part Information

Terminal Type ID	Terminated Lead	Diagnostic Test Probe	Terminal Removal Tool	Service Terminal	Tray Name	Core Crimp	Insulation Crimp
I	Not Required	No Tool Required	No Tool Required	Not Required	Not Required	Not Required	Not Required

Pin	Size	Color	Circuit	Function	Terminal Type ID	Option
-	-	USB	-	USB Serial Data	I	-

A11 RADIO X5 (IOB+U2K)

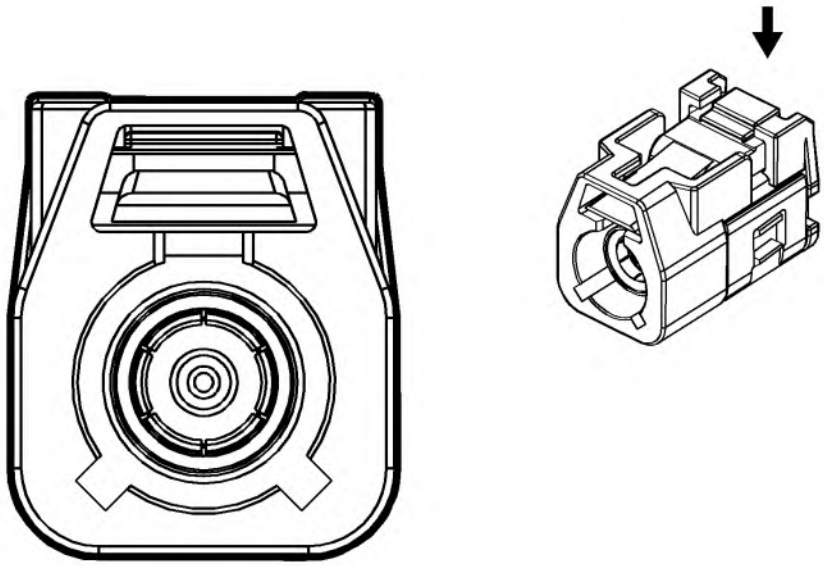

Connector Part Information

- Harness Type: Instrument Panel COAX
- OEM Connector: 13586878
- Service Connector: Service by Cable Assembly - See Part Catalog
- Description: 1-Way F Coax Type (CU)

Terminal Part Information

Terminal Type ID	Terminated Lead	Diagnostic Test Probe	Terminal Removal Tool	Service Terminal	Tray Name	Core Crimp	Insulation Crimp
I	Not Required	No Tool Required	No Tool Required	Not Required	Not Required	Not Required	Not Required

Pin	Size	Color	Circuit	Function	Terminal Type ID	Option
-	-	Coax	-	(XM +/-HD) Coaxial Antenna XM Signal	I	-

A11 RADIO X1 (IOR)

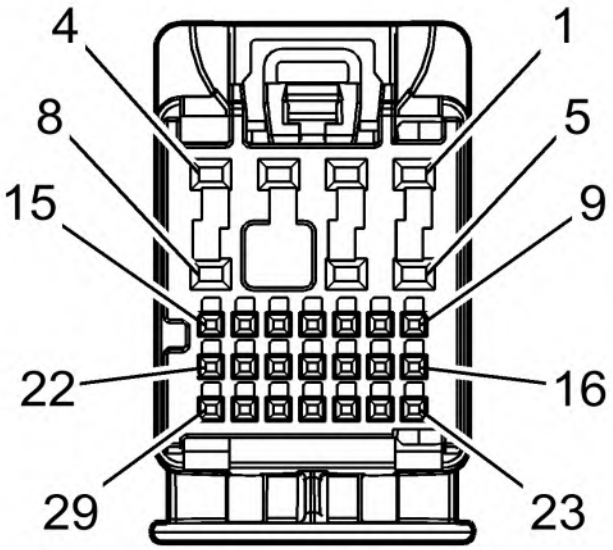

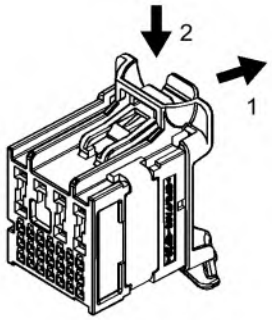

Connector Part Information

- Harness Type: Instrument Panel
- OEM Connector: 160014-0002
- Service Connector: 13506123
- Description: 29-Way F 0.5 NANO, 1.2 MCON Series Sealed (GN)

Terminal Part Information

Terminal Type ID	Terminated Lead	Diagnostic Test Probe	Terminal Removal Tool	Service Terminal	Tray Name	Core Crimp	Insulation Crimp
I	19354361	EL-35616-58 (BK)	EL-38125-58	Not Available	Not Available	Not Available	Not Available
II	19367551	J-35616-16 (LT GN)	J-38125-21	Not Available	Not Available	Not Available	Not Available

Pin	Size	Color	Circuit	Function	Terminal Type ID	Option
1	0.75	RD/YE	5040	Battery Positive Voltage	II	IOR
2	0.75	RD/YE	5040	Battery Positive Voltage	II	IOR
3	0.75	BK	1750	Ground	II	IOR
4	0.35	BU/RD	2807	Radio Keypad Voltage Reference	II	IOR
5	0.35	BK/GN	2804	Radio Display Backlight Low Reference	II	IOR
6	0.75	BK	1750	Ground	II	IOR
7	-	-	-	Not Occupied	-	-
8	0.75	GN/BK	116	Left Rear Speaker Signal (-)	II	IOR+UZ6
9	0.35	GY/BU	2803	Radio Display Touch Interrupt Request Signal	I	IOR
10	-	-	-	Not Occupied	-	-
11	0.35	GN/WH	1324	Backup Lamp Control	I	IOR
12	0.35	GY/GN	1102	Low Speed GMLAN Serial Data #2	I	IOR
13 - 14	-	-	-	Not Occupied	-	-

Pin	Size	Color	Circuit	Function	Terminal Type ID	Option
15	0.35	BU/GY	2808	Radio Keypad Dimming Control	I	IOR
16 - 20	-	-	-	Not Occupied	-	-
21	0.35	GY/VT	3363	Navigation Display Dimming Control	I	IOR
22	0.35	BU/GN	2813	Radio Display Backlight Dimming Control	I	IOR
23	0.35	VT/BU	6091	Crankshaft Position Sensor Replicated Signal	I	IOR
24	0.35	BN/WH	2809	Radio Keypad Power Signal	I	IOR
25	0.35	VT/WH	2810	Radio Keypad Button Signal	I	IOR
26	0.35	BU	4315	Radio Volume Up Signal	I	IOR
27	0.35	GY/BN	4314	Radio Volume Down Signal	I	IOR
28 - 29	-	-	-	Not Occupied	-	-

A11 RADIO X2 (IOR)

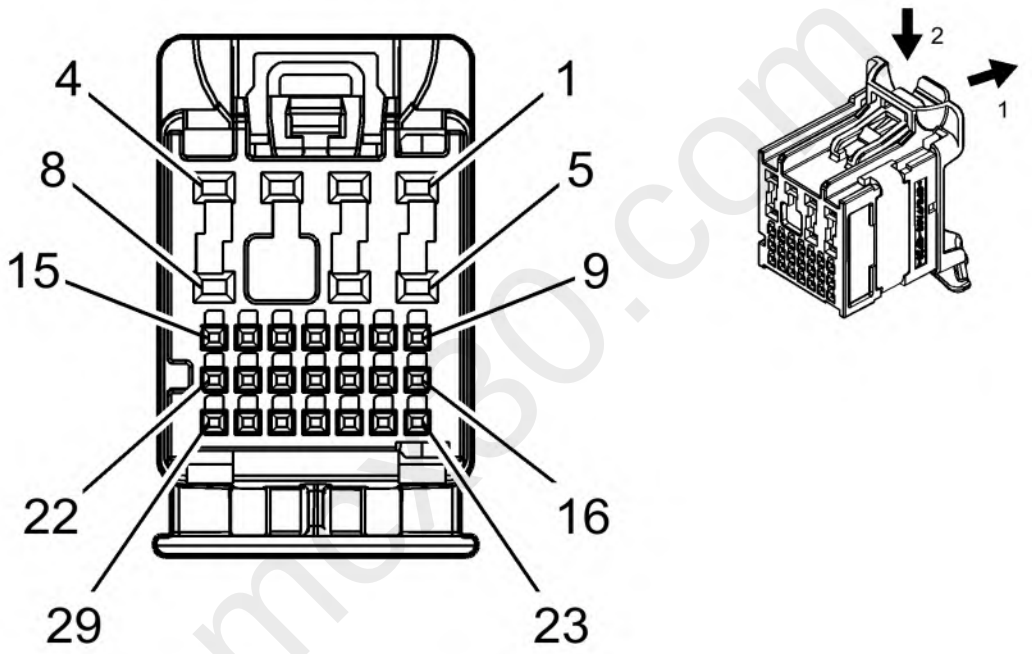

Connector Part Information

- Harness Type: Instrument Panel
- OEM Connector: 160014-0003
- Service Connector: 13506123
- Description: 29-Way F 0.5 NANO, 1.2 MCON Series Sealed (GY)

Terminal Part Information

Terminal Type ID	Terminated Lead	Diagnostic Test Probe	Terminal Removal Tool	Service Terminal	Tray Name	Core Crimp	Insulation Crimp
I	19300649	J-35616-16 (LT GN)	J-38125-21	Not Available	Not Available	Not Available	Not Available
II	19354361	EL-35616-58 (BK)	EL-38125-58	Not Available	Not Available	Not Available	Not Available
III	19367551	J-35616-16 (LT GN)	J-38125-21	Not Available	Not Available	Not Available	Not Available

Pin	Size	Color	Circuit	Function	Terminal Type ID	Option
1	0.75 0.75	RD/YE GN	5040 199	Battery Positive Voltage Left Rear Speaker Control (+)	III I	IOR IOR+UZ6
2	0.75 0.75	RD/YE BU	5040 201	Battery Positive Voltage Left Front Speaker Control (+) 1	III I	IOR IOR+UZ6
3	0.75 0.75 0.75	BK YE/BK YE	1750 117 200	Ground Right Front Speaker Signal (-) 1 Right Front Speaker Control (+) 1	III I I	IOR IOR+UZ6 UZ6+NKC-IOR
4	0.35 0.75	BU/RD BU/BK	2807 115	Radio Keypad Voltage Reference Right Rear Speaker Signal (-)	III I	IOR IOR+UZ6
5	0.35 0.75	BK/GN BN/BU	2804 118	Radio Display Backlight Low Reference Left Front Speaker Signal (-) 1	III I	IOR IOR+UZ6
6	0.75 0.75 0.75	BK YE/BK YE	1750 117 200	Ground Right Front Speaker Signal (-) 1 Right Front Speaker Control (+) 1	III I I	IOR IOR+UZ6 UZ6+NKC-IOR
7	-	-	-	Not Occupied	-	-
8	0.75	WH	46	Right Rear Speaker Control (+)	I	IOR+UZ6
9	0.35 0.35 0.35	GY/BU BK/GY BK/BN	2803 5152 654	Radio Display Touch Interrupt Request Signal Voice Recognition Audio Low Reference Cellular Telephone Microphone Low Reference	II II II	IOR IOR+UE1 IOR-UE1
10	0.35 0.35	GY/YE BU	5149 655	Voice Recognition Audio Signal Cellular Telephone Microphone Signal	II II	IOR+UE1 IOR-UE1
11	0.35	GN/WH	1324	Backup Lamp Control	II	IOR
12	0.35 0.35	GY/GN GY/YE	1102 6972	Low Speed GMLAN Serial Data #2 Camera Signal 2 +	II II	IOR IOR+UVC
13	0.35	WH/BU	6973	Camera Signal 2	II	IOR+UVC
14	0.35	WH/GN	1776	Noise Reduction Microphone #4 Return	II	IOR
15	0.35	VT/BU	1775	Noise Reduction Microphone #4 Signal	II	-
16 - 19	-	-	-	Not Occupied	-	-
20	0.35	GY/BN	3010	Noise Reduction Microphone 3 Low Reference	II	IOR
21	0.35	GY/BU	3007	Noise Reduction Microphone 3 Signal	II	IOR
22	0.35	BU/BK	3009	Noise Reduction Microphone 2 Low Reference	II	IOR

Pin	Size	Color	Circuit	Function	Terminal Type ID	Option
23	0.35	VT/BU	6091	Crankshaft Position Sensor Replicated Signal	II	IOR
24	0.35	BN/WH	2809	Radio Keypad Power Signal	II	IOR
25	0.35	VT/WH	2810	Radio Keypad Button Signal	II	IOR
26	0.35	BU	4315	Radio Volume Up Signal	II	IOR
27	0.35	GN/BN	3005	Noise Reduction Microphone 1 Signal	II	IOR
28	0.35	GN/BK	3008	Noise Reduction Microphone 1 Low Reference	II	IOR
29	0.35	BU/YE	3006	Noise Reduction Microphone 2 Signal	II	IOR

A11 RADIO X3 (IOR)

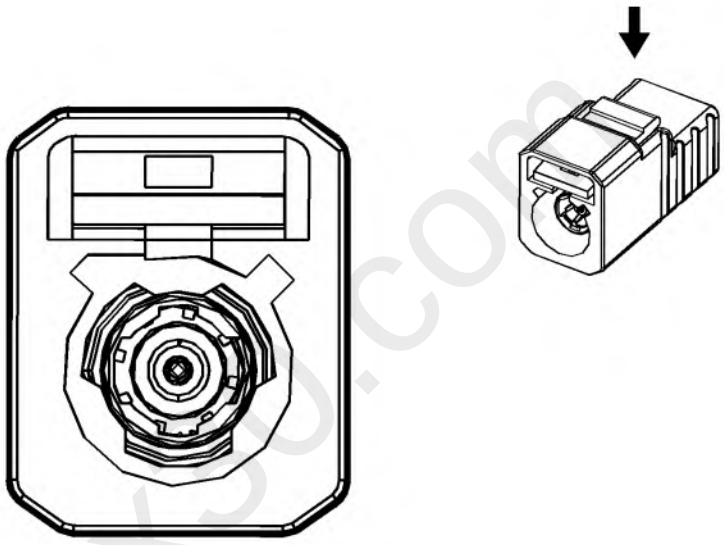

Connector Part Information

- Harness Type: Instrument Panel
- OEM Connector: 13581686
- Service Connector: Service by Cable Assembly - See Part Catalog
- Description: 1-Way F Coax Type (BK)

Terminal Part Information

Terminal Type ID	Terminated Lead	Diagnostic Test Probe	Terminal Removal Tool	Service Terminal	Tray Name	Core Crimp	Insulation Crimp
I	Not Required	No Tool Required	No Tool Required	Not Required	Not Required	Not Required	Not Required

Pin	Size	Color	Circuit	Function	Terminal Type ID	Option
-	-	Coax	-	(AM/FM) Antenna RF Signal	I	-

A11 RADIO X4 (IOR)

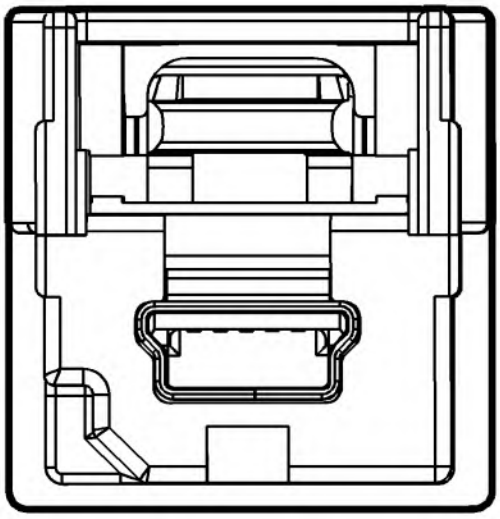

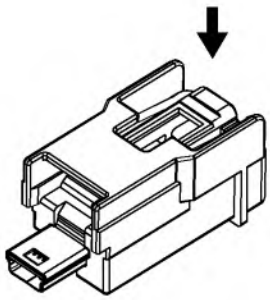

Connector Part Information

- Harness Type: Instrument Panel LVDS
- OEM Connector: 13576673
- Service Connector: Service by Cable Assembly - See Part Catalog
- Description: 5-Way M 2.0 Mini-B USB Type (GY)

Terminal Part Information

Terminal Type ID	Terminated Lead	Diagnostic Test Probe	Terminal Removal Tool	Service Terminal	Tray Name	Core Crimp	Insulation Crimp
I	Not Required	No Tool Required	No Tool Required	Not Required	Not Required	Not Required	Not Required

Pin	Size	Color	Circuit	Function	Terminal Type ID	Option
-	-	LVDS	-	(Infotainment) Infotainment Display Signal	I	-

A11 RADIO X5 (IOR)

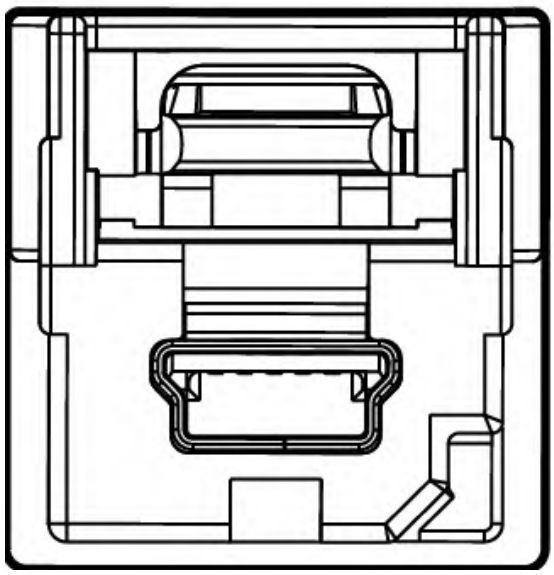

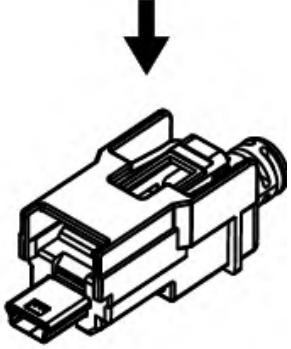

Connector Part Information

- Harness Type: Instrument Panel
- OEM Connector: 13576672
- Service Connector: Service by Cable Assembly - See Part Catalog
- Description: 5-Way M 2.0 Mini-B USB Type (BK)

Terminal Part Information

Terminal Type ID	Terminated Lead	Diagnostic Test Probe	Terminal Removal Tool	Service Terminal	Tray Name	Core Crimp	Insulation Crimp
I	Not Required	No Tool Required	No Tool Required	Not Required	Not Required	Not Required	Not Required

Pin	Size	Color	Circuit	Function	Terminal Type ID	Option
-	-	USB	-	USB Serial Data	I	-

A11 RADIO X6 (IOR+UE1)

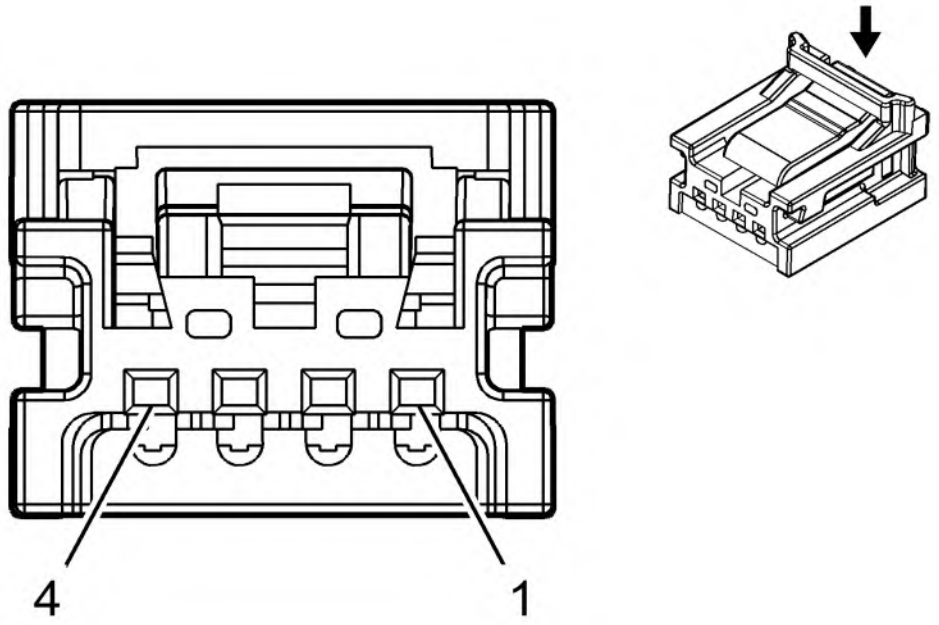

Connector Part Information

- Harness Type: Instrument Panel
- OEM Connector: 34791-5140
- Service Connector: 19354840
- Description: 4-Way F Mini 50 Series (BK)

Terminal Part Information

Terminal Type ID	Terminated Lead	Diagnostic Test Probe	Terminal Removal Tool	Service Terminal	Tray Name	Core Crimp	Insulation Crimp
I	Not Required	EL-35616-58 (BK)	No Tool Required	Not Required	Not Required	Not Required	Not Required

Pin	Size	Color	Circuit	Function	Terminal Type ID	Option
1	-	-	-	Not Occupied	-	-
2	0.35	GY/WH	7211	Ethernet Bus 4 (+)	I	IOR+UE1
3	0.35	GY	7210	Ethernet Bus 4 (-)	I	IOR+UE1
4	-	-	-	Not Occupied	-	-

A11 RADIO X1 (IOS/IOT/IOU)

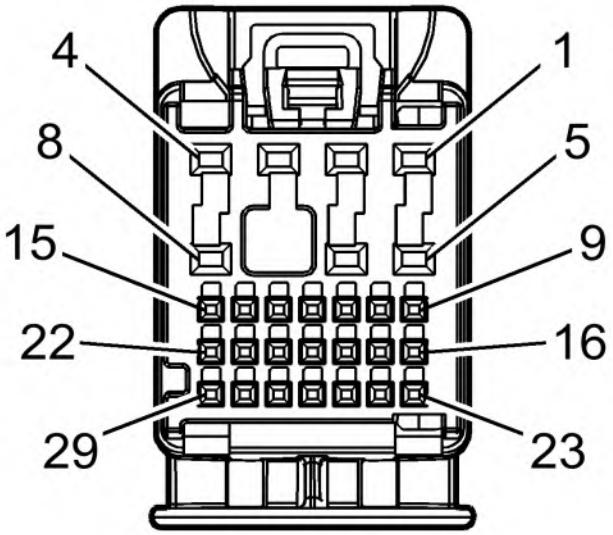

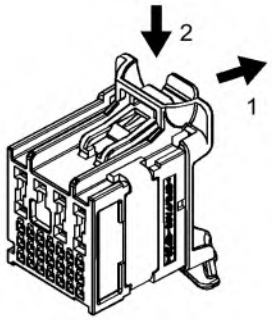

Connector Part Information

- Harness Type: Instrument Panel
- OEM Connector: 160014-0004
- Service Connector: 13506123
- Description: 29-Way F 0.5 NANO, 1.2 MCON Series Sealed (BK)

Terminal Part Information

Terminal Type ID	Terminated Lead	Diagnostic Test Probe	Terminal Removal Tool	Service Terminal	Tray Name	Core Crimp	Insulation Crimp
I	19354361	EL-35616-58 (BK)	EL-38125-58	Not Available	Not Available	Not Available	Not Available
II	19367551	J-35616-16 (LT GN)	J-38125-21	Not Available	Not Available	Not Available	Not Available

Pin	Size	Color	Circuit	Function	Terminal Type ID	Option
1	0.75	RD/YE	5040	Battery Positive Voltage	II	IOS/IOT/IOU
2	0.75	RD/YE	5040	Battery Positive Voltage	II	IOS/IOT/IOU
3	0.75	BK	1750	Ground	II	IOS/IOT/IOU
4 - 5	-	-	-	Not Occupied	-	-
6	0.75	BK	1750	Ground	II	IOS/IOT/IOU
7	-	-	-	Not Occupied	-	-
8	0.75	GN/BK	116	Left Rear Speaker Signal (-)	II	NKC+UZ6+IOS/IOU
9	0.35 0.35	BU GY/YE	655 5149	Cellular Telephone Microphone Signal Voice Recognition Audio Signal	I I	IOS/IOT/IOU-UE1 UE1+IOS/IOT/IOU
10	0.35 0.35	BK/BN BK/GY	654 5152	Cellular Telephone Microphone Low Reference Voice Recognition Audio Low Reference	I I	IOS/IOT/IOU-UE1 UE1+IOS/IOT/IOU
11	0.35	VT/YE	7043	Microphone (+) Signal	I	-

Pin	Size	Color	Circuit	Function	Terminal Type ID	Option
12	0.35	BU/BK	7044	Microphone (-) Low Reference	I	IOS/IOT/IOU
13	-	-	-	Not Occupied	-	-
14	0.35	GY/YE	6972	Camera Signal 2 +	I	-
15	0.35	WH/BU	6973	Camera Signal 2	I	-
16 - 29	-	-	-	Not Occupied	-	-

A11 RADIO X2 (IOS/IOT/IOU)

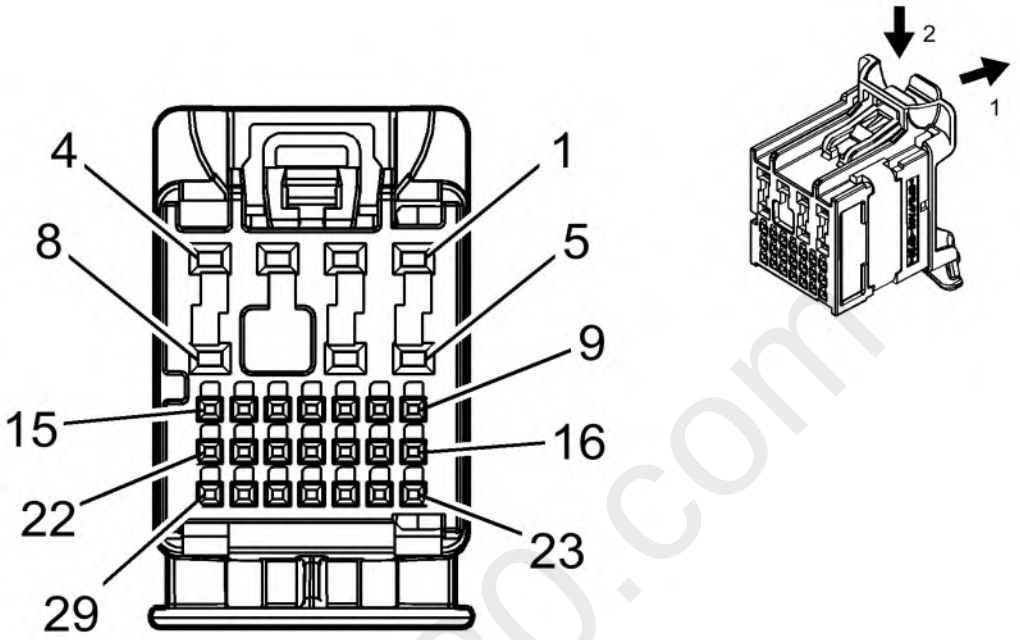

Connector Part Information

- Harness Type: Instrument Panel
- OEM Connector: 160014-0001
- Service Connector: 19355494
- Description: 29-Way F 0.5 NANO, 1.2 MCON Series Sealed (GY)

Terminal Part Information

Terminal Type ID	Terminated Lead	Diagnostic Test Probe	Terminal Removal Tool	Service Terminal	Tray Name	Core Crimp	Insulation Crimp
I	19300649	J-35616-16 (LT GN)	J-38125-21	Not Available	Not Available	Not Available	Not Available
II	19354361	EL-35616-58 (BK)	EL-38125-58	Not Available	Not Available	Not Available	Not Available

Pin	Size	Color	Circuit	Function	Terminal Type ID	Option
1	0.75	GN	199	Left Rear Speaker Control (+)	I	NKC+UZ6+IOS/IOU
2	0.75	BU	201	Left Front Speaker Control (+) 1	I	NKC+UZ6+IOS/IOU
3	0.75	YE/BK	117	Right Front Speaker Signal (-) 1	I	NKC+UZ6+IOS/IOU

mcx30.com

Pin	Size	Color	Circuit	Function	Terminal Type ID	Option
4	0.75	BU/BK	115	Right Rear Speaker Signal (-)	I	NKC+UZ6+IOS/IOU
5	0.75	BN/BU	118	Left Front Speaker Signal (-) 1	I	NKC+UZ6+IOS/IOU
6	0.75	YE	200	Right Front Speaker Control (+) 1	I	NKC+UZ6+IOS/IOU
7	-	-	-	Not Occupied	-	-
8	0.75	WH	46	Right Rear Speaker Control (+)	I	NKC+UZ6+IOS/IOU
9	0.35 0.35	WH/GN BU/GN	1305 1304	High Speed GMLAN Serial Data (-) 9 High Speed GMLAN Serial Data (+) 9	II II	IOS/IOT/IOU-UE1 UE1+IOS/IOT/IOU
10	0.35 0.35	BU/GN WH/GN	1304 1305	High Speed GMLAN Serial Data (+) 9 High Speed GMLAN Serial Data (-) 9	II II	IOS/IOT/IOU-UE1 UE1+IOS/IOT/IOU
11	0.35	BU/GN	1304	High Speed GMLAN Serial Data (+) 9	II	IOS/IOT/IOU
12	0.35	WH/GN	1305	High Speed GMLAN Serial Data (-) 9	II	IOS/IOT/IOU
13	0.35	GN/WH	1324	Backup Lamp Control	II	IOS/IOT/IOU
14	0.13	GN/YE	7066	Entertainment Remote Enable Signal	II	NKC+UZ6+IOS/IOU
15 - 17	-	-	-	Not Occupied	-	-
18	0.35	GY/GN	1102	Low Speed GMLAN Serial Data #2	II	IOS/IOT/IOU
19	-	-	-	Not Occupied	-	-
20	0.35	GN/BU	7532	Local Interconnect Network Serial Data Bus 10	II	IOS/IOT/IOU
21 - 23	-	-	-	Not Occupied	-	-
24	0.35	GN/WH	7527	Local Interconnect Network Serial Data Bus 5	II	IOS/IOT/IOU
25 - 27	-	-	-	Not Occupied	-	-
28	0.35	WH/BU	5986	Serial Data Communication Enable	II	IOS/IOT/IOU
29	-	-	-	Not Occupied	-	-

A11 RADIO X3 (IOS/IOT/IOU)

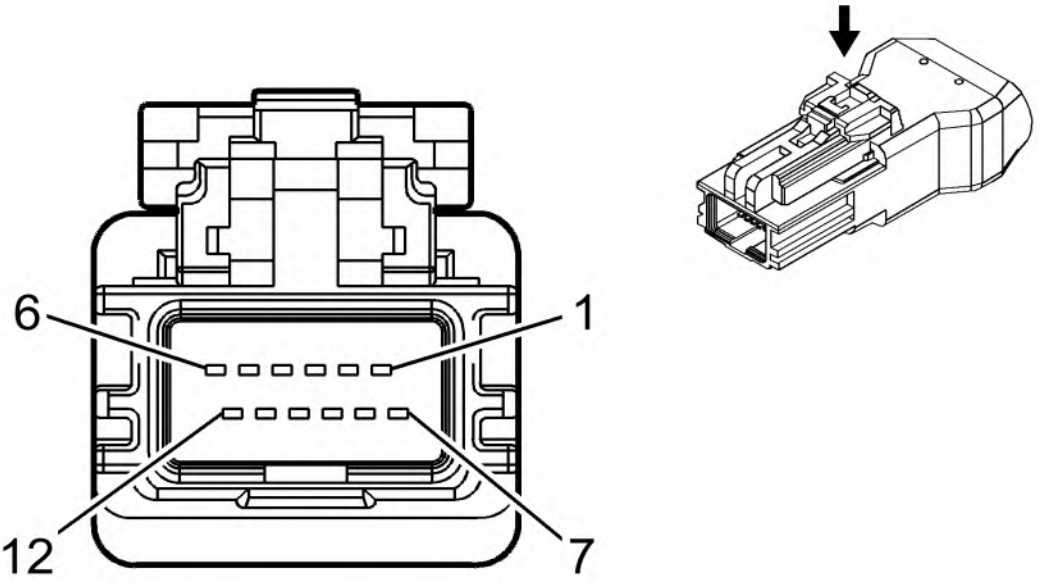

Connector Part Information

- Harness Type: Instrument Panel
- OEM Connector: 13511514
- Service Connector: Service by Cable - See Part Catalog
- Description: 12-Way M 2.0 HSAL-2 Series (BK)

Terminal Part Information

Terminal Type ID	Terminated Lead	Diagnostic Test Probe	Terminal Removal Tool	Service Terminal	Tray Name	Core Crimp	Insulation Crimp
I	Not Required	No Tool Required	No Tool Required	Not Available	Not Available	Not Available	Not Available

Pin	Size	Color	Circuit	Function	Terminal Type ID	Option
1 - 6	-	-	-	Not Occupied	-	-
7	0.1	WH/GN	3149	USB Serial Data Control	I	MCZ
8	0.1	WH	3147	USB D (-) Serial Data	I	MCZ
9	0.1	WH/GY	3146	USB D (+) Serial Data	I	MCZ
10	0.1	BK	3148	USB Serial Data Low Reference	I	MCZ
11 - 12	-	-	-	Not Occupied	-	-

A11 RADIO X6 (IOS/IOT/IOU)

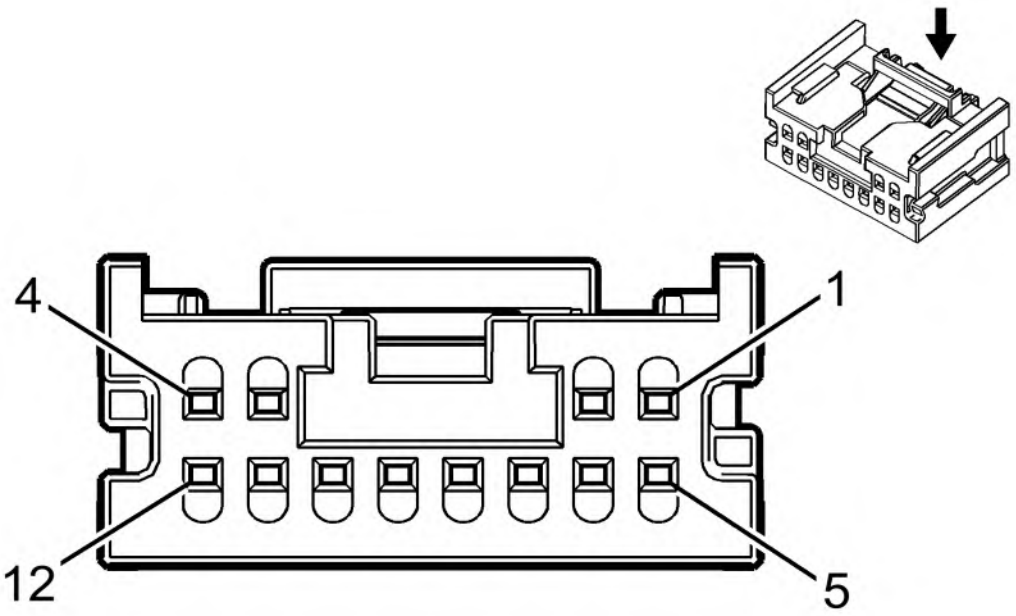

Connector Part Information

- Harness Type: Instrument Panel
- OEM Connector: 34824-5124
- Service Connector: 13507121
- Description: 12-Way F Mini 50 Series (BK)

Terminal Part Information

Terminal Type ID	Terminated Lead	Diagnostic Test Probe	Terminal Removal Tool	Service Terminal	Tray Name	Core Crimp	Insulation Crimp
I	19333221	EL-35616-58 (BK)	J-38125-553	Not Available	Not Available	Not Available	Not Available

Pin	Size	Color	Circuit	Function	Terminal Type ID	Option
1 - 7	-	-	-	Not Occupied	-	-
8	0.35	GY/BK	7215	Ethernet Bus 6 (+)	I	UQA+IOT/IOU/IOS
9	0.35	BN/BK	7214	Ethernet Bus 6 (-)	I	UQA+IOT/IOU/IOS
10	-	-	-	Not Occupied	-	-
11	0.35	GY/WH	7211	Ethernet Bus 4 (+)	I	UE1+IOT/IOU/IOS
12	0.35	GY	7210	Ethernet Bus 4 (-)	I	UE1+IOT/IOU/IOS

A11 RADIO X7 (IOS/IOT/IOU)

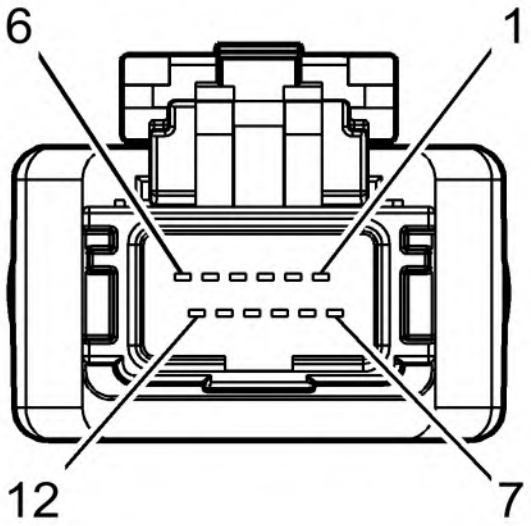

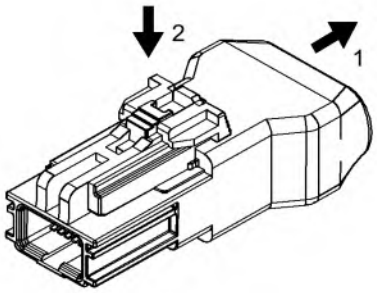

Connector Part Information

- Harness Type: Instrument Panel
- OEM Connector: 13511515
- Service Connector: Service by Cable - See Part Catalog
- Description: 12-Way M 2.0 HSAL-2 Series (GY)

Terminal Part Information

Terminal Type ID	Terminated Lead	Diagnostic Test Probe	Terminal Removal Tool	Service Terminal	Tray Name	Core Crimp	Insulation Crimp
I	Not Required	No Tool Required	No Tool Required	Not Available	Not Available	Not Available	Not Available
I	Not Required	No Tool Required	No Tool Required	Not Available	Not Available	Not Available	Not Available

Pin	Size	Color	Circuit	Function	Terminal Type ID	Option
1	0.1	BARE	3365	Navigation Display Low Reference	I	IOS/IOT/IOU
2	-	BU	3366	Navigation Display Signal (+)	I	IOS/IOT/IOU
3	0.1	BN	3367	Navigation Display Signal (-)	I	IOS/IOT/IOU
4 - 12	-	-	-	Not Occupied	-	-

A11 RADIO X4 (IOS/IOT/IOU+U2K)

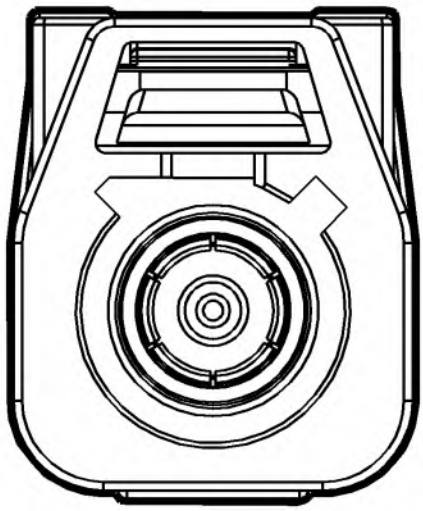

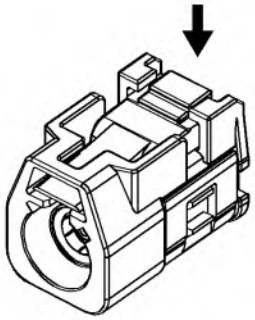

Connector Part Information

- Harness Type: Instrument Panel
- OEM Connector: 13583834
- Service Connector: Service by Cable Assembly - See Part Catalog
- Description: 1-Way F Coax Type (BK)

Terminal Part Information

Terminal Type ID	Terminated Lead	Diagnostic Test Probe	Terminal Removal Tool	Service Terminal	Tray Name	Core Crimp	Insulation Crimp
I	Not Required	No Tool Required	No Tool Required	Not Required	Not Required	Not Required	Not Required

Pin	Size	Color	Circuit	Function	Terminal Type ID	Option
-	-	Coax	-	(RFR) Coaxial Antenna RFA Signal	I	-

A11 RADIO X5 (IOS/IOT/IOU+U2K)

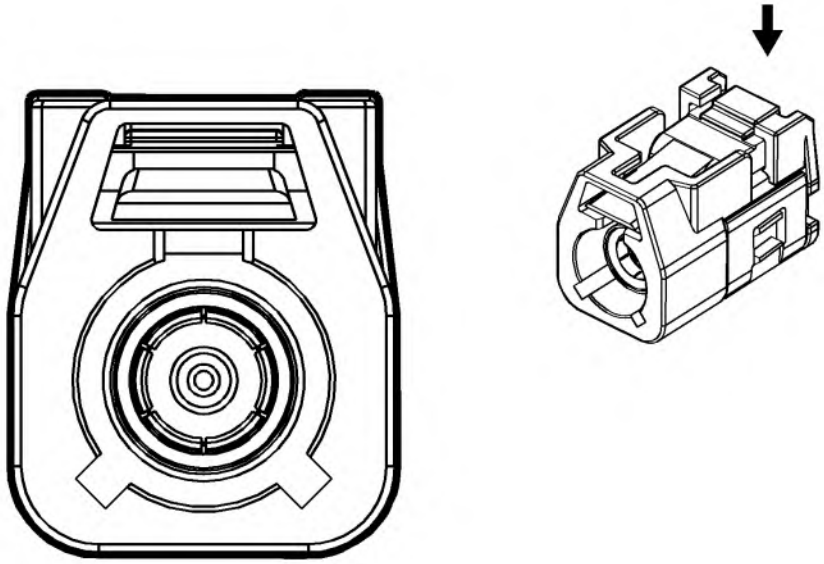

Connector Part Information

- Harness Type: Instrument Panel
- OEM Connector: 13586878
- Service Connector: Service by Cable Assembly - See Part Catalog
- Description: 1-Way F Coax Type (CU)

Terminal Part Information

Terminal Type ID	Terminated Lead	Diagnostic Test Probe	Terminal Removal Tool	Service Terminal	Tray Name	Core Crimp	Insulation Crimp
I	Not Required	No Tool Required	No Tool Required	Not Required	Not Required	Not Required	Not Required

Pin	Size	Color	Circuit	Function	Terminal Type ID	Option
-	-	Coax	-	(XM +/-HD) Coaxial Antenna XM Signal	I	-

A11 RADIO X4 (IOS/IOT/IOU-UE1)

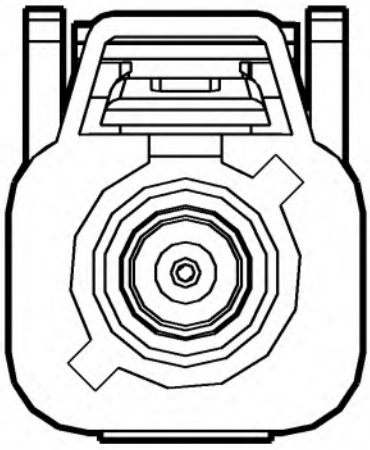

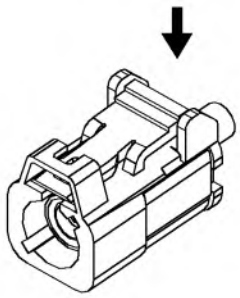

Connector Part Information

- Harness Type: Instrument Panel
- OEM Connector: 13586874
- Service Connector: Service by Cable Assembly - See Part Catalog
- Description: 1-Way F Coax Type (BU)

Terminal Part Information

Terminal Type ID	Terminated Lead	Diagnostic Test Probe	Terminal Removal Tool	Service Terminal	Tray Name	Core Crimp	Insulation Crimp
I	Not Required	No Tool Required	No Tool Required	Not Required	Not Required	Not Required	Not Required

Pin	Size	Color	Circuit	Function	Terminal Type ID	Option
-	-	Coax	-	(GPS only) Coaxial Antenna GPS Signal	I	-

A22 RADIO CONTROLS (IOB/IOR)

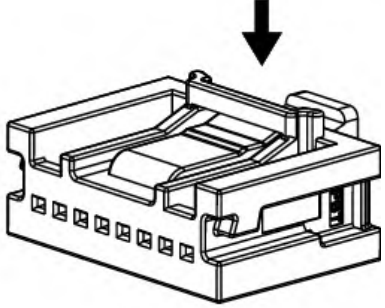

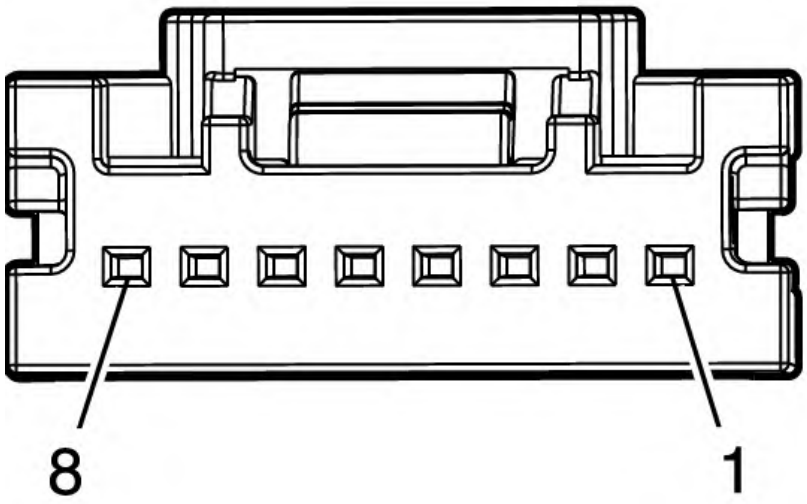

Connector Part Information

- Harness Type: Instrument Panel
- OEM Connector: 34791-5180
- Service Connector: 19354223
- Description: 8-Way F Mini 50 Series (BK)

Terminal Part Information

Terminal Type ID	Terminated Lead	Diagnostic Test Probe	Terminal Removal Tool	Service Terminal	Tray Name	Core Crimp	Insulation Crimp
I	Not Required	EL-35616-58 (BK)	No Tool Required	Not Required	Not Required	Not Required	Not Required

Pin	Size	Color	Circuit	Function	Terminal Type ID	Option
1	0.35 0.35	BU/RD BN/WH	2807 2517	Radio Keypad Voltage Reference Keypad Red LED Control	I I	IOB IOR
2	0.35 0.35	GN/BK BU/RD	2805 2807	Radio Keypad Ground Return Radio Keypad Voltage Reference	I I	IOB IOR
3	0.35 0.35	VT/WH BN/WH	2810 2809	Radio Keypad Button Signal Radio Keypad Power Signal	I I	IOB IOR
4	0.35 0.35	BN/WH BK/YE	2809 2806	Radio Keypad Power Signal Radio Keypad Low Reference	I I	IOB IOR
5	0.35	BU/GY	2808	Radio Keypad Dimming Control	I	-
6	0.35 0.35	BU VT/WH	4315 2810	Radio Volume Up Signal Radio Keypad Button Signal	I I	IOB IOR
7	0.35 0.35	GY/BN BU	4314 4315	Radio Volume Down Signal Radio Volume Up Signal	I I	IOB IOR

Pin	Size	Color	Circuit	Function	Terminal Type ID	Option
8	0.35 0.35	BK/YE GY/BN	2806 4314	Radio Keypad Low Reference Radio Volume Down Signal	I I	IOB IOR

A23C LIFTGATE LATCH ASSEMBLY (TB5/TC2)

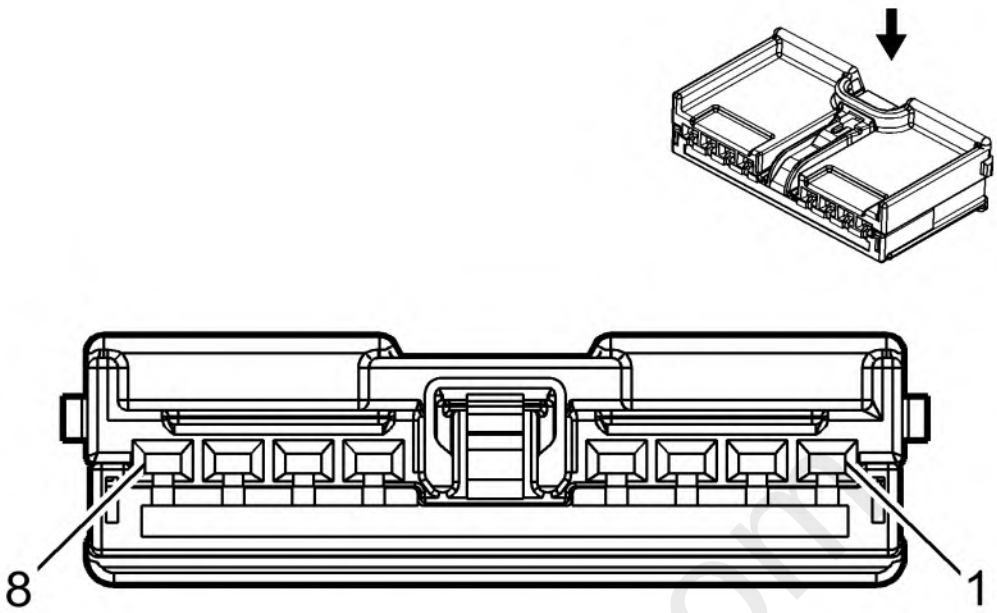

Connector Part Information

- Harness Type: Liftgate
- OEM Connector: 19115648
- Service Connector: Service by Harness - See Part Catalog
- Description: 8-Way F 1.5 Series (BK)

Terminal Part Information

Terminal Type ID	Terminated Lead	Diagnostic Test Probe	Terminal Removal Tool	Service Terminal	Tray Name	Core Crimp	Insulation Crimp
I	Not Required	J-35616-14 (GN)	No Tool Required	Not Required	Not Required	Not Required	Not Required
II	Not Required	J-35616-2A (GY)	No Tool Required	Not Required	Not Required	Not Required	Not Required

Pin	Size	Color	Circuit	Function	Terminal Type ID	Option
1	0.35	GY	4668	Rear Closure Ajar Switch Signal 3	I	TB5/TC2
2	0.35	GN/BK	4659	Rear Closure Open	II	TB5/TC2
3	0.35	GY/VT	4678	Rear Closure Ajar Switch Signal 1	II	TB5/TC2
4	0.35	BU/YE	4679	Rear Closure Motor Release Control 2	II	TB5/TC2
5	-	-	-	Not Occupied	-	-
6	0.35	BK/VT	4656	Rear Closure Object Sensor Low Reference	II	TB5/TC2

Pin	Size	Color	Circuit	Function	Terminal Type ID	Option
7	1	BN	4681	Rear Closure Cinch Latch Motor Open Control	I	TB5/TC2
8	1	BU/GY	4682	Rear Closure Cinch Latch Motor Close Control	I	TB5/TC2

A23D DOOR LATCH ASSEMBLY - DRIVER

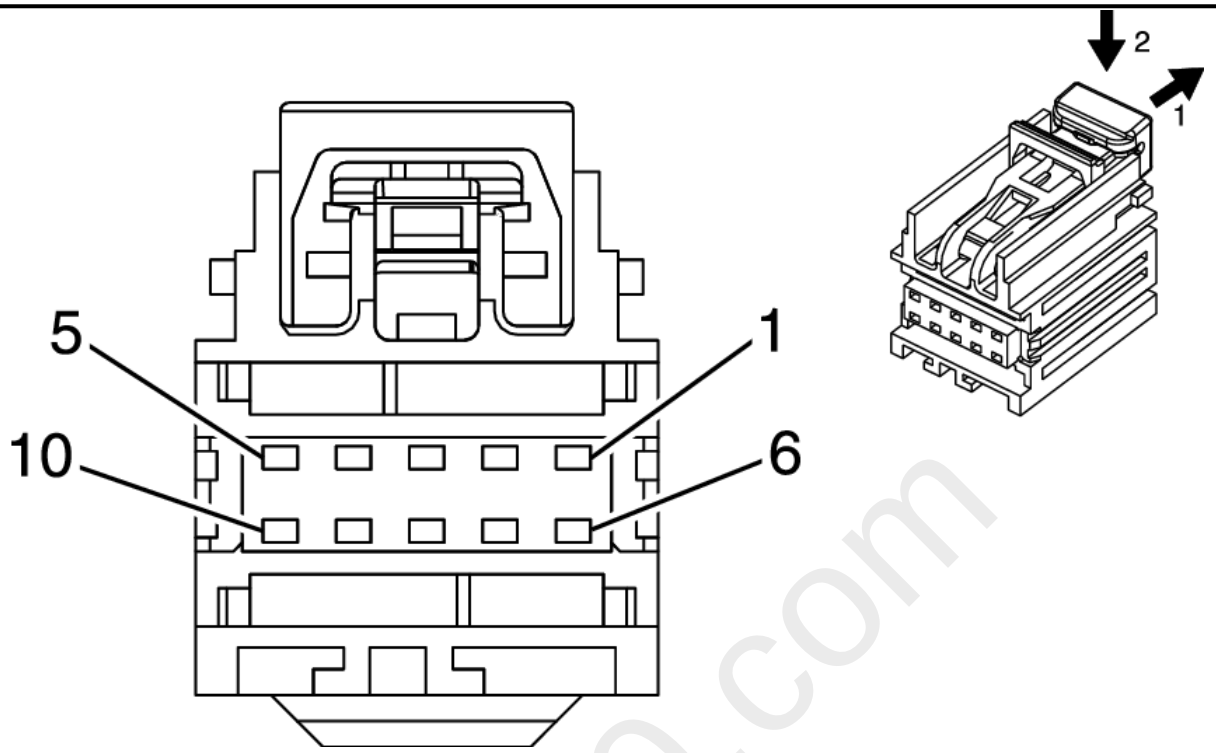

Connector Part Information

- Harness Type: Driver Door
- OEM Connector: 7289-5068-60
- Service Connector: Service by Harness - See Part Catalog
- Description: 10-Way F 0.64 YESC Kaizen Series (GN)

Terminal Part Information

Terminal Type ID	Terminated Lead	Diagnostic Test Probe	Terminal Removal Tool	Service Terminal	Tray Name	Core Crimp	Insulation Crimp
I	Not Required	J-35616-64B (LT BU)	No Tool Required	Not Required	Not Required	Not Required	Not Required

Pin	Size	Color	Circuit	Function	Terminal Type ID	Option
1	0.35	GY	745	Left Front Door Ajar Switch Signal	I	AXG
2	0.35	WH/YE	3574	Driver Door Open Switch Signal	I	-
3	0.5	BK	1550	Ground	I	-
4	0.35	WH/VT	3270	Driver Door Lock Motor Status Signal	I	-
5	0.35	BU/VT	1124	Door Lock Key Switch Unlock Signal	I	-
6	-	-	-	Not Occupied	-	-
7	0.75	BU/WH	195	Door Lock Control	I	-

mx30.com

Pin	Size	Color	Circuit	Function	Terminal Type ID	Option
8	0.75	BN/YE	294	Door Lock Actuator Unlock Control	I	-
9 - 10	-	-	-	Not Occupied	-	-

A23LR DOOR LATCH ASSEMBLY - LEFT REAR

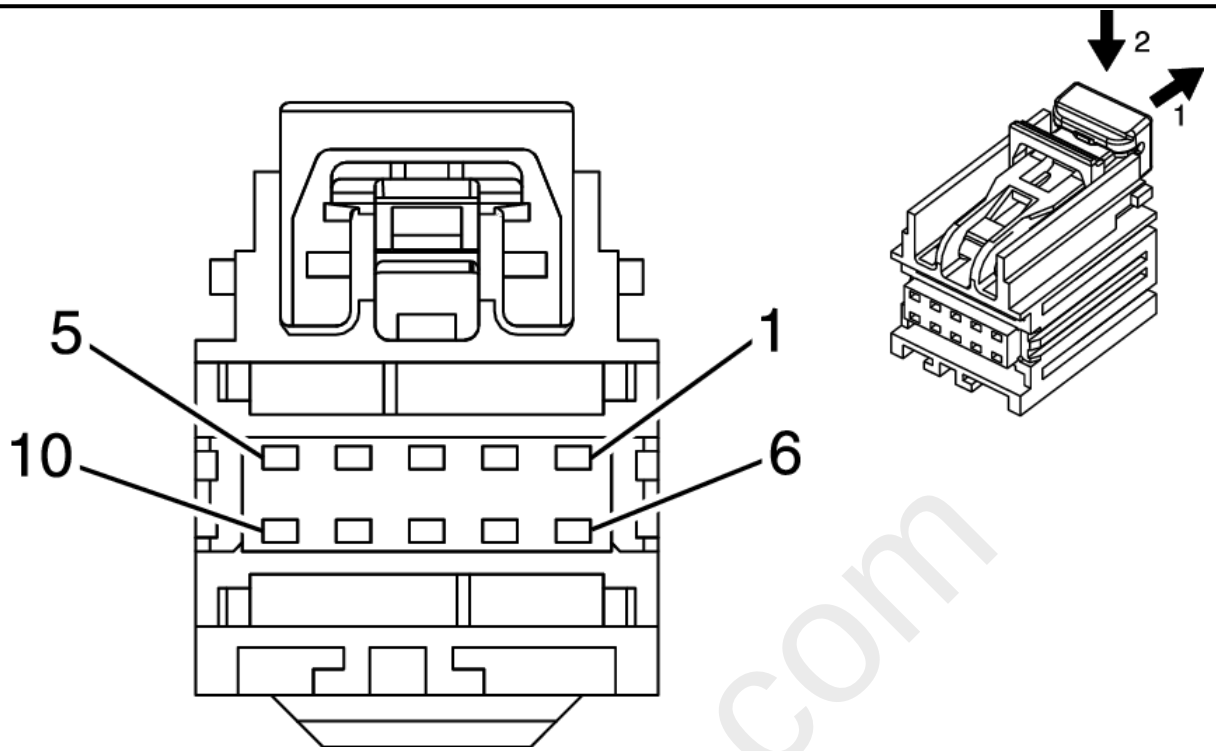

Connector Part Information

- Harness Type: Left Rear Door
- OEM Connector: 7289-5068-60
- Service Connector: Service by Harness - See Part Catalog
- Description: 10-Way F 0.64 YESC Kaizen Series (GN)

Terminal Part Information

Terminal Type ID	Terminated Lead	Diagnostic Test Probe	Terminal Removal Tool	Service Terminal	Tray Name	Core Crimp	Insulation Crimp
I	Not Required	J-35616-64B (LT BU)	No Tool Required	Not Required	Not Required	Not Required	Not Required

Pin	Size	Color	Circuit	Function	Terminal Type ID	Option
1	0.35	GY	747	Left Rear Door Ajar Switch Signal	I	-
2	-	-	-	Not Occupied	-	-
3	0.35	BK	1550	Ground	I	-
4 - 6	-	-	-	Not Occupied	-	-
7	0.75	GY	295	Door Lock Actuator Lock Control	I	-
8	0.75	BN/YE	294	Door Lock Actuator Unlock Control	I	-
9 - 10	-	-	-	Not Occupied	-	-

A23P DOOR LATCH ASSEMBLY - PASSENGER

mcx30.com

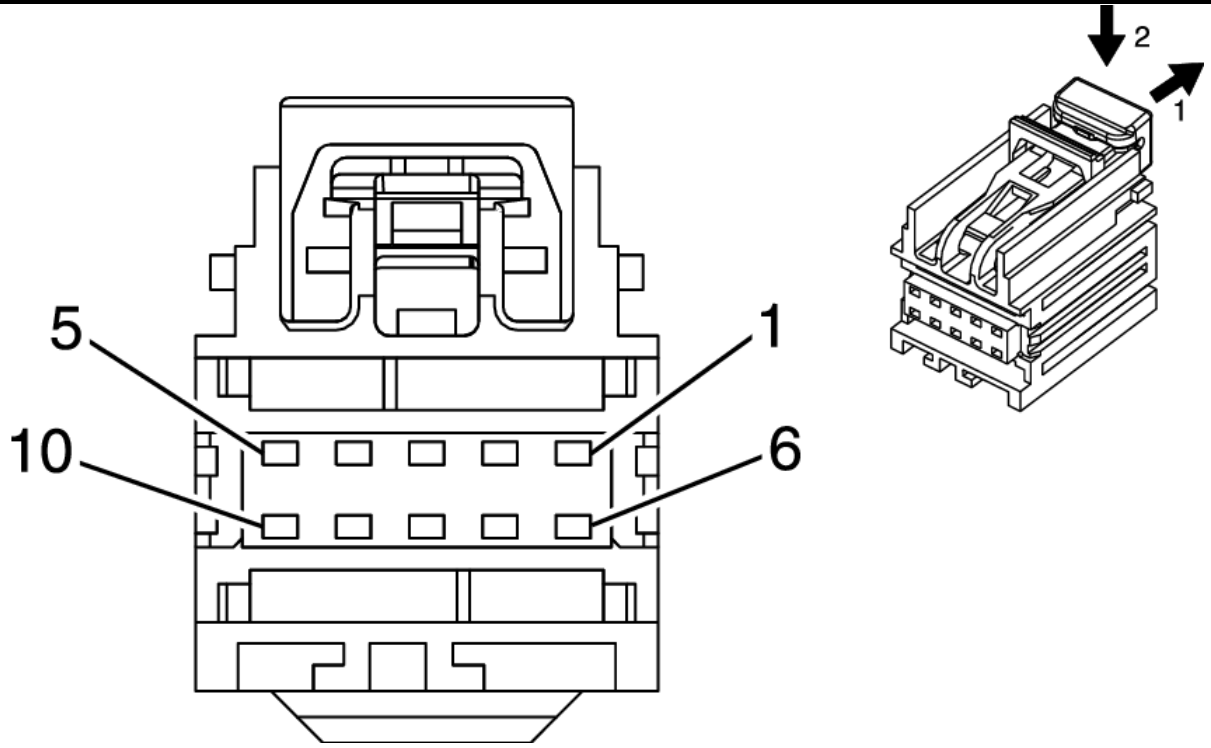

Connector Part Information

- Harness Type: Passenger Door
- OEM Connector: 7289-5068-60
- Service Connector: Service by Harness - See Part Catalog
- Description: 10-Way F 0.64 YESC Kaizen Series (GN)

Terminal Part Information

Terminal Type ID	Terminated Lead	Diagnostic Test Probe	Terminal Removal Tool	Service Terminal	Tray Name	Core Crimp	Insulation Crimp
I	Not Required	J-35616-64B (LT BU)	No Tool Required	Not Required	Not Required	Not Required	Not Required

Pin	Size	Color	Circuit	Function	Terminal Type ID	Option
1	-	-	-	Not Occupied	-	-
2	0.35	VT	4009	Passenger Door Lock Status	I	-
3	0.35	BK	2050	Ground	I	-
4	-	-	-	Not Occupied	-	-
5	0.35	GY	746	Right Front Door Ajar Switch Signal	I	AED
6 - 7	-	-	-	Not Occupied	-	-
8	0.75	BN/YE	294	Door Lock Actuator Unlock Control	I	-
9	0.75	GY	295	Door Lock Actuator Lock Control	I	-
10	-	-	-	Not Occupied	-	-

A23RR DOOR LATCH ASSEMBLY - RIGHT REAR

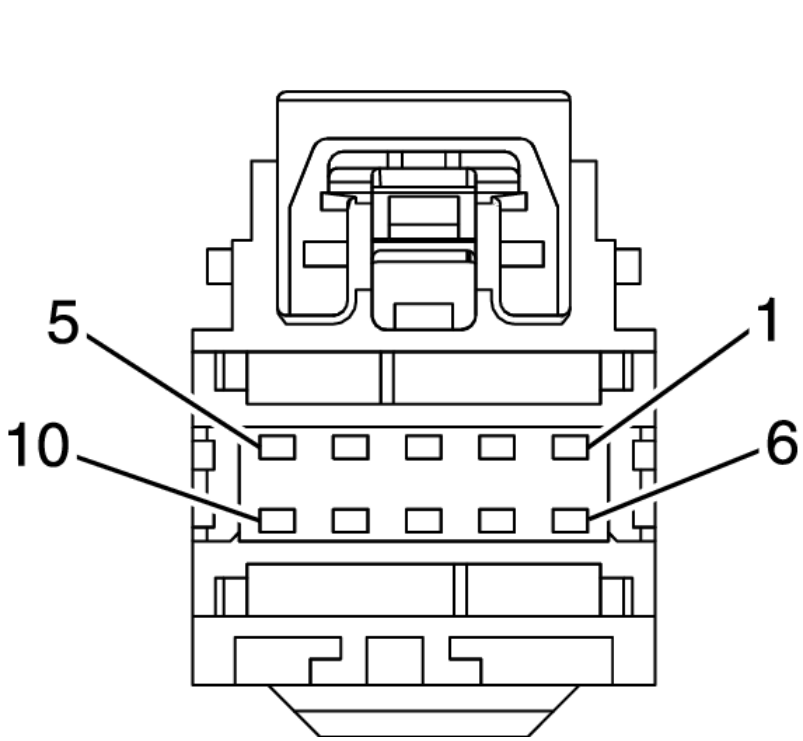

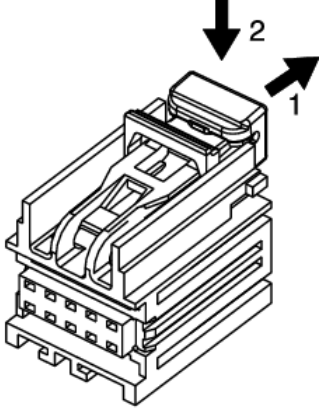

Connector Part Information

- Harness Type: Right Rear Door
- OEM Connector: 7289-5068-60
- Service Connector: Service by Harness - See Part Catalog
- Description: 10-Way F 0.64 YESC Kaizen Series (GN)

Terminal Part Information

Terminal Type ID	Terminated Lead	Diagnostic Test Probe	Terminal Removal Tool	Service Terminal	Tray Name	Core Crimp	Insulation Crimp
I	Not Required	J-35616-64B (LT BU)	No Tool Required	Not Required	Not Required	Not Required	Not Required

Pin	Size	Color	Circuit	Function	Terminal Type ID	Option
1 - 2	-	-	-	Not Occupied	-	-
3	0.35	BK	2050	Ground	I	-
4	-	-	-	Not Occupied	-	-
5	0.35	GY	748	Right Rear Door Ajar Switch Signal	I	-
6 - 7	-	-	-	Not Occupied	-	-
8	0.75	BN/YE	294	Door Lock Actuator Unlock Control	I	-
9	0.75	GY	295	Door Lock Actuator Lock Control	I	-
10	-	-	-	Not Occupied	-	-

A24D DOOR HANDLE ASSEMBLY - DRIVER EXTERIOR

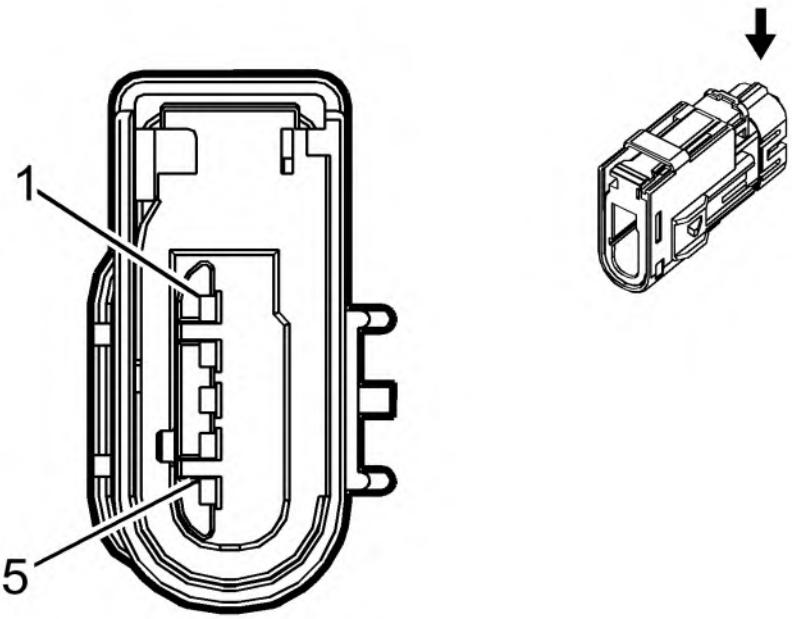

Connector Part Information

- Harness Type: Driver Door
- OEM Connector: 13582039
- Service Connector: Service by Harness - See Part Catalog
- Description: 5-Way M 1.2 Series, Sealed (NA)

Terminal Part Information

Terminal Type ID	Terminated Lead	Diagnostic Test Probe	Terminal Removal Tool	Service Terminal	Tray Name	Core Crimp	Insulation Crimp
I	Not Required	J-35616-17 (LT GN)	No Tool Required	Not Required	Not Required	Not Required	Not Required

Pin	Size	Color	Circuit	Function	Terminal Type ID	Option
1	0.35	GN/WH	3570	Driver Door Handle Switch Signal	I	-
2	0.35	VT	3560	Passive Entry Driver Door Antenna Signal Hi	I	-
3	-	-	-	Not Occupied	-	-
4	0.35	VT/GY	3561	Passive Entry Driver Door Antenna Signal Lo	I	-
5	0.35	BK	1550	Ground	I	-

A24LR DOOR HANDLE ASSEMBLY - LEFT REAR EXTERIOR

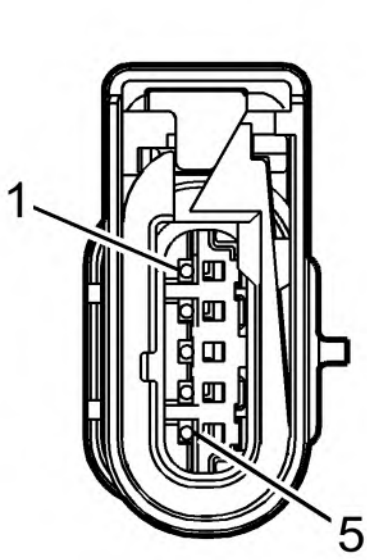

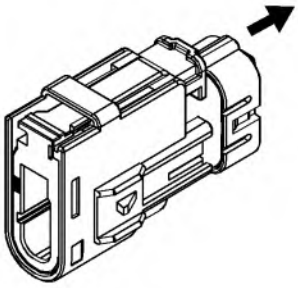

Connector Part Information

- Harness Type: Left Rear Door
- OEM Connector: 13519367
- Service Connector: Service by Harness - See Part Catalog
- Description: 5-Way M 1.2 Series, Sealed (BK)

Terminal Part Information

Terminal Type ID	Terminated Lead	Diagnostic Test Probe	Terminal Removal Tool	Service Terminal	Tray Name	Core Crimp	Insulation Crimp
I	Not Required	J-35616-17 (LT GN)	No Tool Required	Not Required	Not Required	Not Required	Not Required

Pin	Size	Color	Circuit	Function	Terminal Type ID	Option
1	0.35	BN/YE	6157	Left Rear Door Handle Switch Signal	I	-
2 - 4	-	-	-	Not Occupied	-	-
5	0.35	BK	1550	Ground	I	-

A24P DOOR HANDLE ASSEMBLY - PASSENGER EXTERIOR

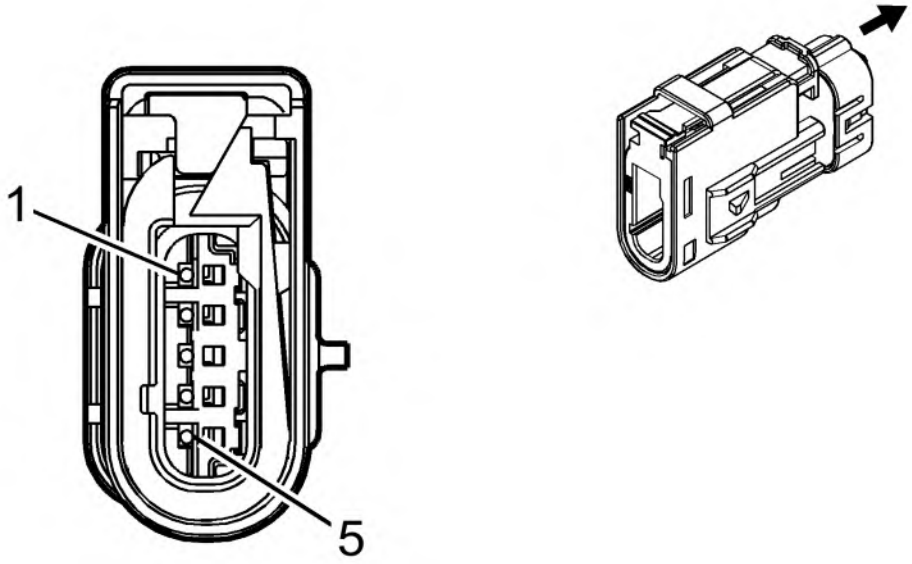

Connector Part Information

- Harness Type: Passenger Door
- OEM Connector: 13519366
- Service Connector: Service by Harness - See Part Catalog
- Description: 5-Way M 1.2 Series, Sealed (NA)

Terminal Part Information

Terminal Type ID	Terminated Lead	Diagnostic Test Probe	Terminal Removal Tool	Service Terminal	Tray Name	Core Crimp	Insulation Crimp
I	Not Required	J-35616-17 (LT GN)	No Tool Required	Not Required	Not Required	Not Required	Not Required

Pin	Size	Color	Circuit	Function	Terminal Type ID	Option
1	0.35	VT/WH	3571	Passenger Door Handle Switch Signal	I	-
2	0.35	GN/YE	3562	Passive Entry Passenger Door Antenna Signal Hi	I	-
3	-	-	-	Not Occupied	-	-
4	0.35	GN/BK	3563	Passive Entry Passenger Door Antenna Signal Lo	I	-
5	0.35	BK	2050	Ground	I	-

A24RR DOOR HANDLE ASSEMBLY - RIGHT REAR EXTERIOR

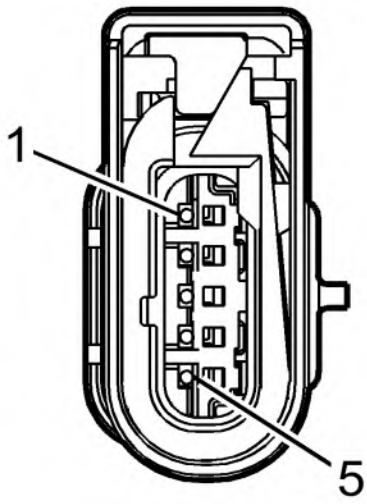

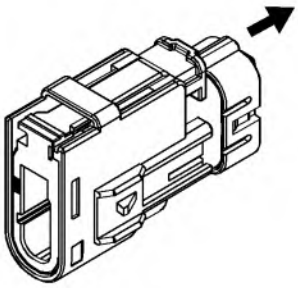

Connector Part Information

- Harness Type: Right Rear Door
- OEM Connector: 13519367
- Service Connector: Service by Harness - See Part Catalog
- Description: 5-Way M 1.2 Series, Sealed (BK)

Terminal Part Information

Terminal Type ID	Terminated Lead	Diagnostic Test Probe	Terminal Removal Tool	Service Terminal	Tray Name	Core Crimp	Insulation Crimp
I	Not Required	J-35616-17 (LT GN)	No Tool Required	Not Required	Not Required	Not Required	Not Required

Pin	Size	Color	Circuit	Function	Terminal Type ID	Option
1	0.35	YE/GY	6158	Right Rear Door Handle Switch Signal	I	-
2 - 4	-	-	-	Not Occupied	-	-
5	0.35	BK	2050	Ground	I	-

A26 HVAC CONTROLS

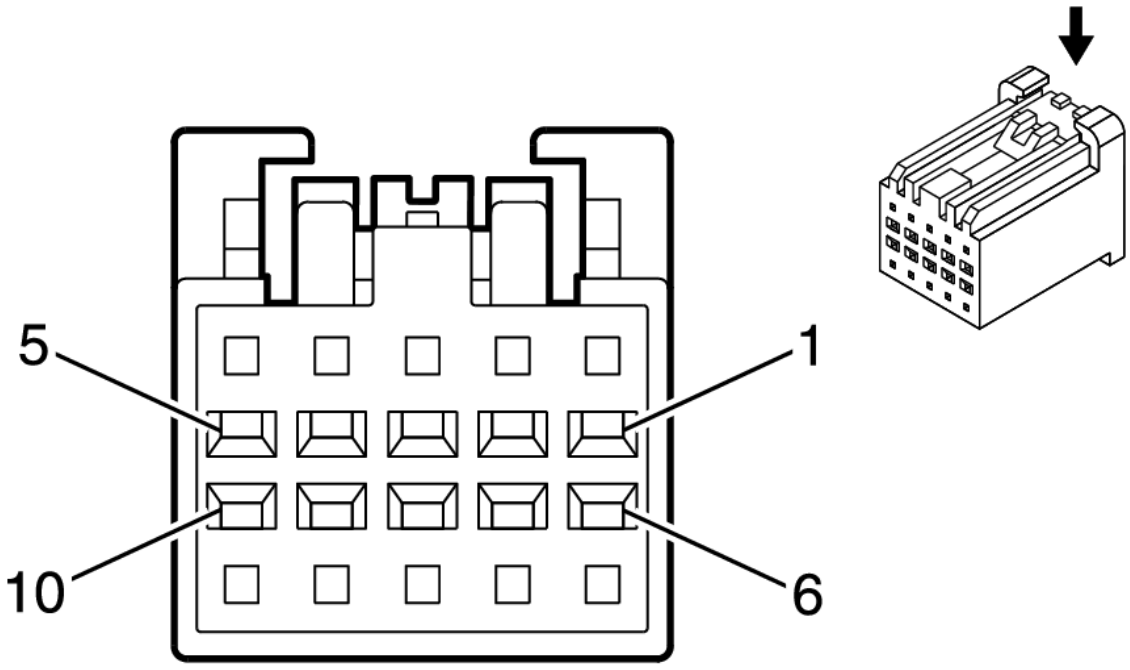

Connector Part Information

- Harness Type: Instrument Panel
- OEM Connector: 13581139
- Service Connector: 13581139
- Description: 10-Way F 0.64 Kaizen Series (GY)

Terminal Part Information

Terminal Type ID	Terminated Lead	Diagnostic Test Probe	Terminal Removal Tool	Service Terminal	Tray Name	Core Crimp	Insulation Crimp
I	13575742	J-35616-64B (LT BU)	J-38125-215A	Not Available	Not Available	Not Available	Not Available

Pin	Size	Color	Circuit	Function	Terminal Type ID	Option
1	0.35	RD/BU	2540	Battery Positive Voltage	I	-
2	-	-	-	Not Occupied	-	-
3	0.35	GN	5060	Low Speed GMLAN Serial Data	I	-
4 - 8	-	-	-	Not Occupied	-	-
9	0.35	GN/YE	7531	Local Interconnect Network Serial Data Bus 9	I	-
10	0.35	BK	1750	Ground	I	-

A39 REDUCTANT FLUID RESERVOIR ASSEMBLY (LH7)

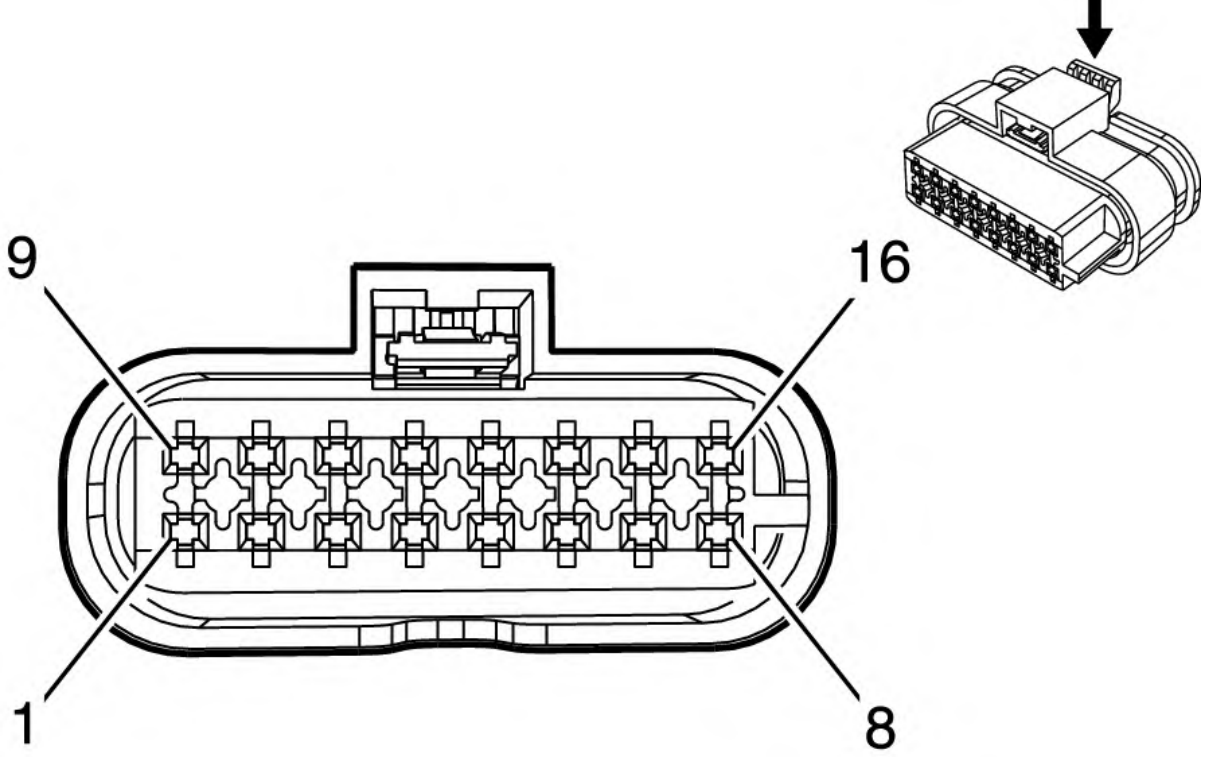

Connector Part Information

- Harness Type: Reductant
- OEM Connector: 805-587-541
- Service Connector: Service by Harness - See Part Catalog
- Description: 16-Way F 1.2 Multilock Series (BK)

Terminal Part Information

Terminal Type ID	Terminated Lead	Diagnostic Test Probe	Terminal Removal Tool	Service Terminal	Tray Name	Core Crimp	Insulation Crimp
I	Not Required	No Tool Required	No Tool Required	Not Required	Not Required	Not Required	Not Required

Pin	Size	Color	Circuit	Function	Terminal Type ID	Option
1	0.5	BK/WH	9001	Temperature Sensor Signal	I	-
2	0.5	BK	9002	Temperature Sensor Ground	I	-
3	0.5	BK/WH	9003	Pressure Sensor Ground	I	-
4	0.5	BK	9004	Pressure Sensor Signal	I	-
5	0.5	BK	9005	Pressure Sensor Supply	I	-
6	0.5	BK/WH	9006	Level Sensor Ground	I	-
7	1	GY/WH	9007	Pump Phase A	I	-
8	1	YE/GY	9008	Pump Phase B	I	-
9	1	GY/WH	9009	Tank Heater Supply	I	-
10	-	-	-	Not Occupied	-	-
11	1	BK/WH	9010	Tank Heater Ground	I	-
12	-	-	-	Not Occupied	-	-
13	0.5	BK	9012	Level Sensor Supply	I	-
14	0.5	BK	9013	Level Sensor Signal	I	-
15	0.5	BK	9014	Pump Ground	I	-
16	0.5	BK	9015	Pump Phase C	I	-

A97 TRANSMISSION RANGE SELECTOR CONTROLS (EPH)

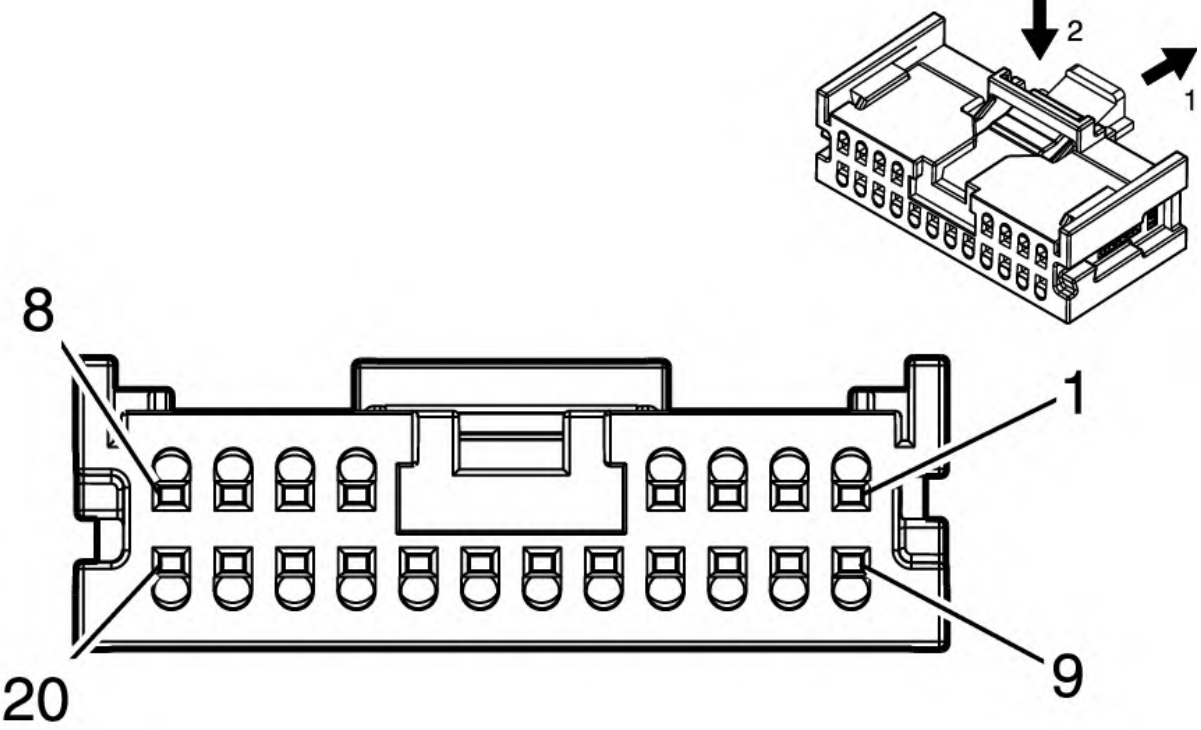

Connector Part Information

- Harness Type: Instrument Panel
- OEM Connector: 13596105
- Service Connector: 13596105
- Description: 20-Way F Mini 50 Series (BK)

Terminal Part Information

Terminal Type ID	Terminated Lead	Diagnostic Test Probe	Terminal Removal Tool	Service Terminal	Tray Name	Core Crimp	Insulation Crimp
I	19333221	EL-35616-58 (BK)	J-38125-553	Not Available	Not Available	Not Available	Not Available

Pin	Size	Color	Circuit	Function	Terminal Type ID	Option
1	0.35	BU/BK	7493	High Speed GMLAN Serial Data (+) 3	I	-
2	0.35	BU/BK	7493	High Speed GMLAN Serial Data (+) 3	I	-
3	0.35	WH	7494	High Speed GMLAN Serial Data (-) 3	I	-
4	0.35	WH	7494	High Speed GMLAN Serial Data (-) 3	I	-
5	0.35	BU/BN	4498	High Speed GMLAN Serial Data (+) 7	I	-
6	0.35	BU/BN	4498	High Speed GMLAN Serial Data (+) 7	I	-
7	0.35	WH	4499	High Speed GMLAN Serial Data (-) 7	I	-
8	0.35	WH	4499	High Speed GMLAN Serial Data (-) 7	I	-
9	0.35	RD/BN	440	Battery Positive Voltage	I	EPH
10	-	-	-	Not Occupied	-	-
11	0.13	VT/YE	5526	Tap Up/Tap Down Switch Signal	I	EPH
12	0.35	BK	2250	Ground	I	EPH

Pin	Size	Color	Circuit	Function	Terminal Type ID	Option
13	-	-	-	Not Occupied	-	-
14	0.35	BU/BN	4498	High Speed GMLAN Serial Data (+) 7	I	-
15	0.35	WH	4499	High Speed GMLAN Serial Data (-) 7	I	-
16	0.35	VT/YE	5985	Accessory Wakeup Serial Data	I	-
17	0.35	VT/GN	39	Run/Crank Ignition 1 Voltage	I	EPH
18	0.35	VT/YE	5985	Accessory Wakeup Serial Data	I	-
19	-	-	-	Not Occupied	-	-
20	0.35	BK	1650	Ground	I	EPH

A98 FRONT OVERHEAD CONSOLE ASSEMBLY

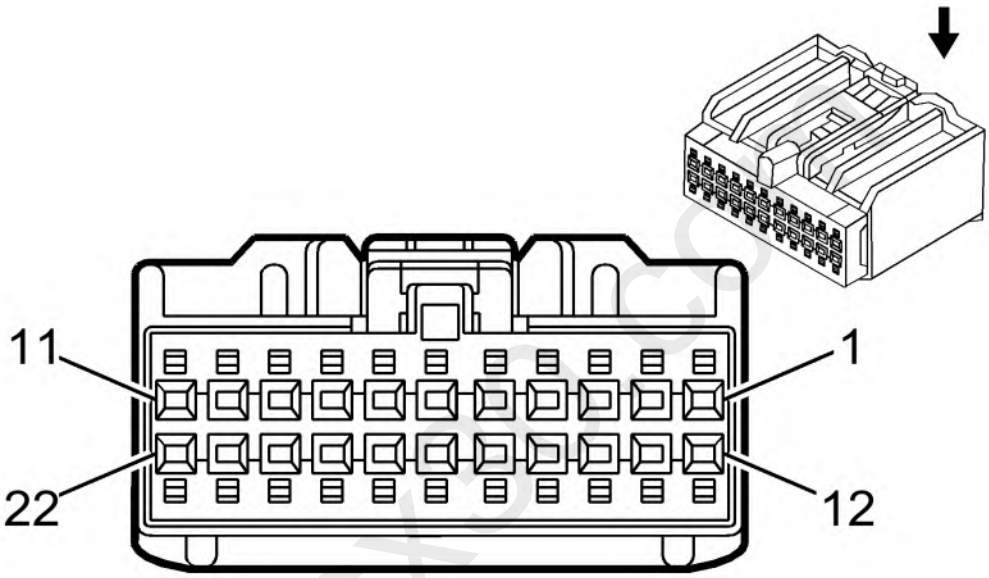

Connector Part Information

- Harness Type: Headliner
- OEM Connector: 13504097
- Service Connector: 13504097
- Description: 22-Way F 0.64 Kaizen Series (BK)

Terminal Part Information

Terminal Type ID	Terminated Lead	Diagnostic Test Probe	Terminal Removal Tool	Service Terminal	Tray Name	Core Crimp	Insulation Crimp
I	13575742	J-35616-64B (LT BU)	J-38125-215A	Not Available	Not Available	Not Available	Not Available
II	13575742	J-35616-64B (LT BU)	J-38125-215A	SAIT-A03T-M064	Yazaki 14	P	P

Pin	Size	Color	Circuit	Function	Terminal Type ID	Option
1	0.35	RD/BU	2540	Battery Positive Voltage	II	-
2	0.35	WH/YE	7557	LED Ambient Lighting Control 1	II	-
3	0.13	GY	156	Courtesy Lamp Switch Signal	I	-
4	0.35	BK/BU	5307	Front Sunshade Switch Low Reference	II	C3U
5	0.35	BK	2050	Ground	II	-
6	-	-	-	Not Occupied	-	-
7	0.35	WH/BN	6815	Inadvertent Power Control	II	-
8	0.5	GY	157	Interior Lamp Control	II	-
9	0.35	BU/VT	5027	Sunroof Switch Data 1 Signal	II	C3U
10	0.35	BU/GY	3032	Front Sunshade Switch Signal	II	C3U
11	0.35	GN	2308	Passenger Air Bag Off Indicator Control	II	AL0
12	0.35	BU	2307	Passenger Air Bag On Indicator Control	II	AL0
13	0.35	VT/WH	5234	Passenger Seat Belt Indicator Control	II	AL0/UHH/UHG
14	0.35	BN/WH	2517	Keypad Red LED Control	II	UE1
15	0.35	YE/VT	2516	Keypad Green LED Control	II	UE1
16	0.35	GN/BK	2515	Keypad Control	II	UE1
17	0.35	GN/WH	2514	Keypad Signal	II	UE1
18	0.35	WH	6816	Indicator Dimming Control	II	-
19	0.35	BU/GY	4672	Dome Lamp Off Indicator Control	II	-
20	0.35	BK/GY	128	Sunroof Switch Low Reference	II	C3U
21	0.13	GY/GN	328	Interior Lamp Defeat Switch Signal	I	-
22	0.35	YE	6817	LED Backlight Dimming Control	II	-

B1 A/C REFRIGERANT PRESSURE SENSOR



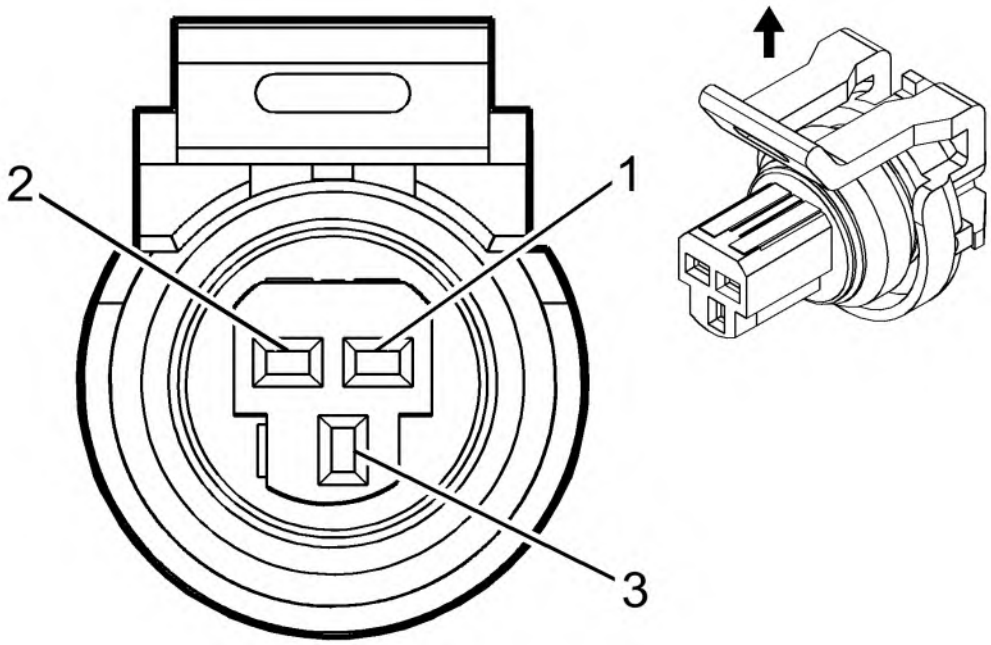

Connector Part Information

- Harness Type: Cooling Fan
- OEM Connector: 19210607
- Service Connector: Service by Harness - See Part Catalog
- Description: 3-Way F 150 GT Series, Sealed (BK)

Terminal Part Information

Terminal Type ID	Terminated Lead	Diagnostic Test Probe	Terminal Removal Tool	Service Terminal	Tray Name	Core Crimp	Insulation Crimp
I	Not Required	J-35616-14 (GN)	No Tool Required	Not Required	Not Required	Not Required	Not Required

Pin	Size	Color	Circuit	Function	Terminal Type ID	Option
1	0.35	BK/GN	580	Engine Control Sensors Low Reference (2)	I	-
2	0.35	BN/RD	2700	A/C Pressure Sensor 5V Reference	I	-
3	0.35	GN	380	A/C Refrigerant Pressure Sensor Signal	I	-

B5LF WHEEL SPEED SENSOR - LEFT FRONT

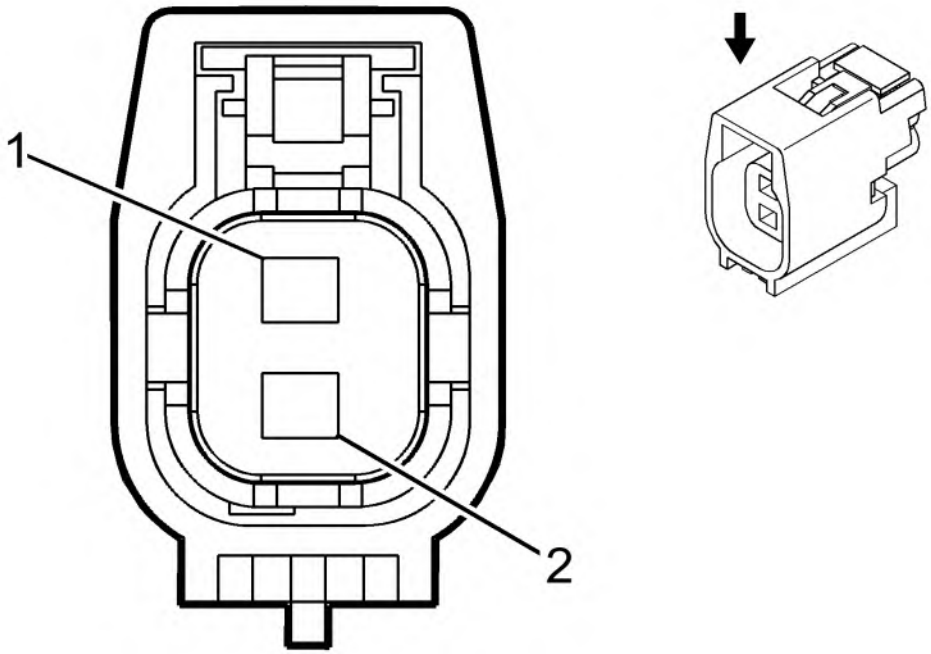

Connector Part Information

- Harness Type: Body
- OEM Connector: 19153615
- Service Connector: 13586115
- Description: 2-Way F 1.5 GT Series, Sealed (BK)

Terminal Part Information

Terminal Type ID	Terminated Lead	Diagnostic Test Probe	Terminal Removal Tool	Service Terminal	Tray Name	Core Crimp	Insulation Crimp
I	Not Required	J-35616-14 (GN)	No Tool Required	Not Required	Not Required	Not Required	Not Required

Pin	Size	Color	Circuit	Function	Terminal Type ID	Option
1	0.35	GY/WH	7064	Wheel Speed Sensor Control Left Front	I	-
2	0.35	GY	830	Wheel Speed Sensor Signal Left Front	I	-

B5LR WHEEL SPEED SENSOR - LEFT REAR

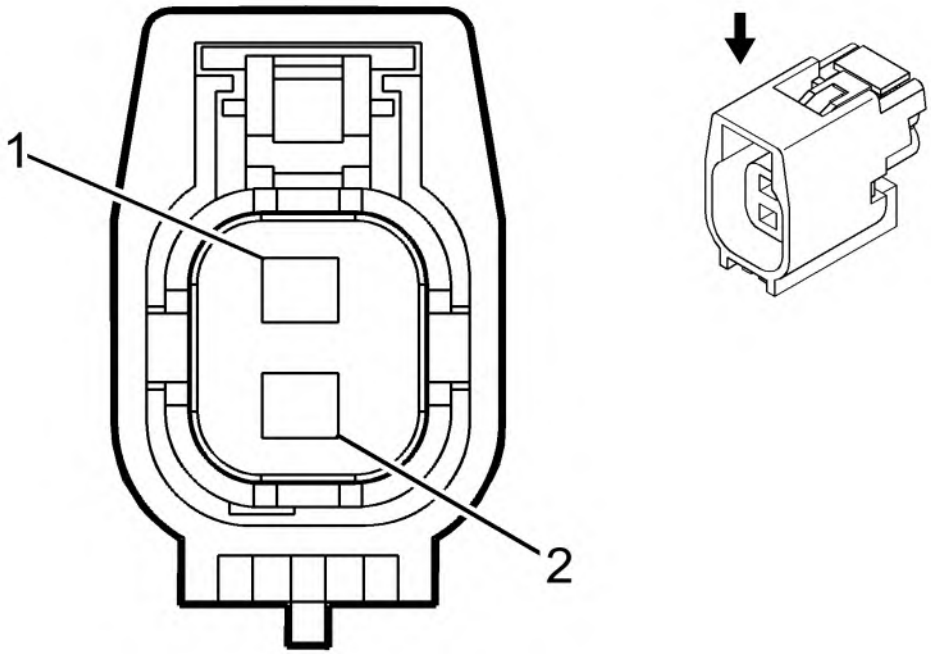

Connector Part Information

- Harness Type: Rear Axle
- OEM Connector: 19153615
- Service Connector: 13586115
- Description: 2-Way F 1.5 GT Series, Sealed (BK)

Terminal Part Information

Terminal Type ID	Terminated Lead	Diagnostic Test Probe	Terminal Removal Tool	Service Terminal	Tray Name	Core Crimp	Insulation Crimp
I	Not Required	J-35616-2A (GY)	No Tool Required	Not Required	Not Required	Not Required	Not Required

Pin	Size	Color	Circuit	Function	Terminal Type ID	Option
1	0.35	GY/BK	7127	Wheel Speed Sensor Control Left Rear	I	-
2	0.35	BU	884	Wheel Speed Sensor Signal Left Rear	I	-

B5RF WHEEL SPEED SENSOR - RIGHT FRONT

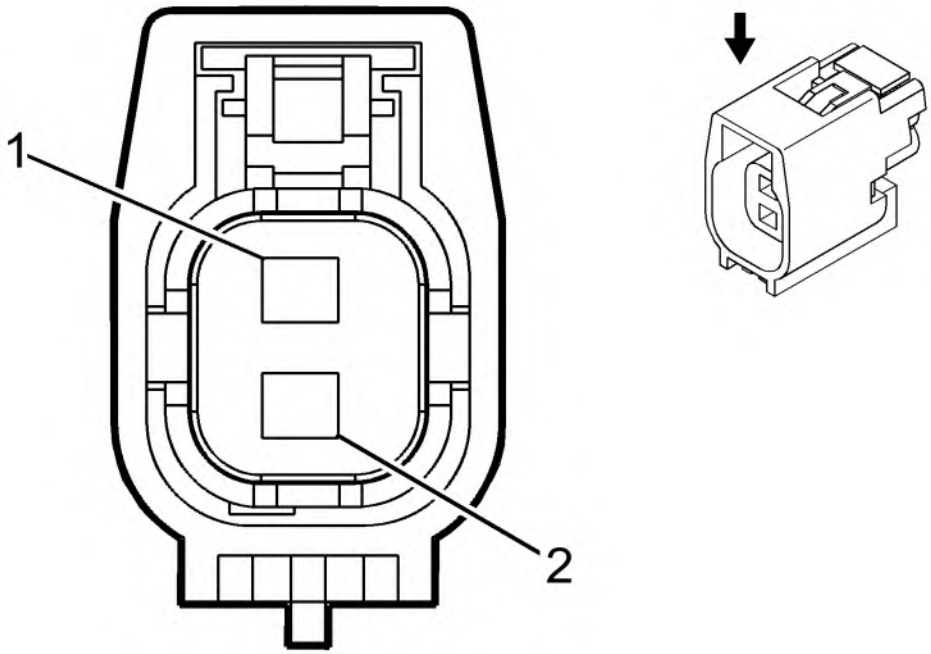

Connector Part Information

- Harness Type: Body
- OEM Connector: 19153615
- Service Connector: 13586115
- Description: 2-Way F 1.5 GT Series, Sealed (BK)

Terminal Part Information

Terminal Type ID	Terminated Lead	Diagnostic Test Probe	Terminal Removal Tool	Service Terminal	Tray Name	Core Crimp	Insulation Crimp
I	Not Required	J-35616-14 (GN)	No Tool Required	Not Required	Not Required	Not Required	Not Required

Pin	Size	Color	Circuit	Function	Terminal Type ID	Option
1	0.35	GY/BN	7065	Wheel Speed Sensor Control Right Front	I	-
2	0.35	YE	872	Wheel Speed Sensor Signal Right Front	I	-

B5RR WHEEL SPEED SENSOR - RIGHT REAR

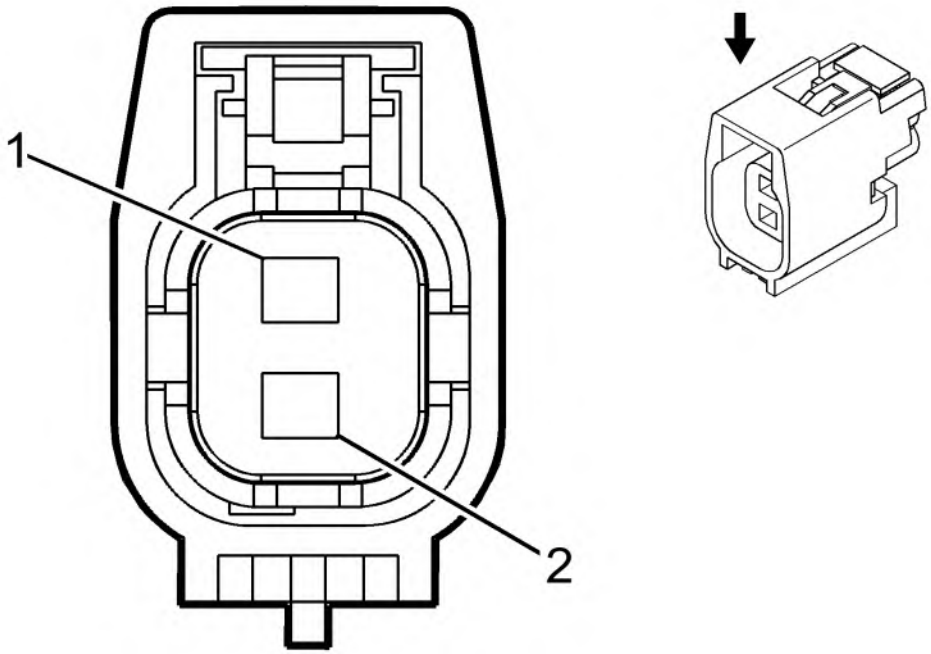

Connector Part Information

- Harness Type: Rear Axle
- OEM Connector: 19153615
- Service Connector: 13586115
- Description: 2-Way F 1.5 GT Series, Sealed (BK)

Terminal Part Information

Terminal Type ID	Terminated Lead	Diagnostic Test Probe	Terminal Removal Tool	Service Terminal	Tray Name	Core Crimp	Insulation Crimp
I	Not Required	J-35616-2A (GY)	No Tool Required	Not Required	Not Required	Not Required	Not Required

Pin	Size	Color	Circuit	Function	Terminal Type ID	Option
1	0.35	GY/YE	7128	Wheel Speed Sensor Control Right Rear	I	-
2	0.35	VT	882	Wheel Speed Sensor Signal Right Rear	I	-

B7D AIR TEMPERATURE SENSOR - DUCT LEFT LOWER (CJ2/C4P)

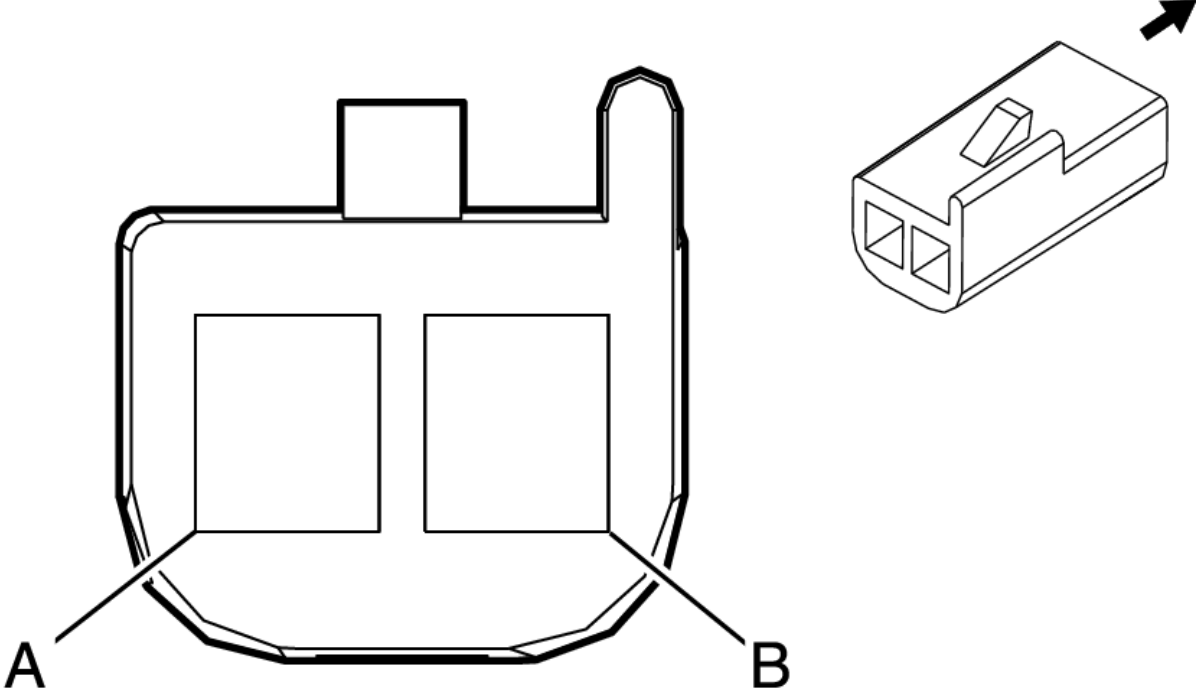

Connector Part Information

- Harness Type: HVAC
- OEM Connector: 12047662
- Service Connector: Service by Harness - See Part Catalog
- Description: 2-Way F 150 Metri-Pack Series (BK)

Terminal Part Information

Terminal Type ID	Terminated Lead	Diagnostic Test Probe	Terminal Removal Tool	Service Terminal	Tray Name	Core Crimp	Insulation Crimp
I	Not Required	No Tool Required	No Tool Required	Not Required	Not Required	Not Required	Not Required

Pin	Size	Color	Circuit	Function	Terminal Type ID	Option
A	0.35 0.35	BU BU	404 518	Upper Air Temperature Sensor Signal Lower Left Air Temperature Sensor Signal	I I	C4P CJ2
B	0.35	BK	1791	Air Temperature Door Control Low Reference	I	-

B7E AIR TEMPERATURE SENSOR - DUCT RIGHT LOWER (CJ2)

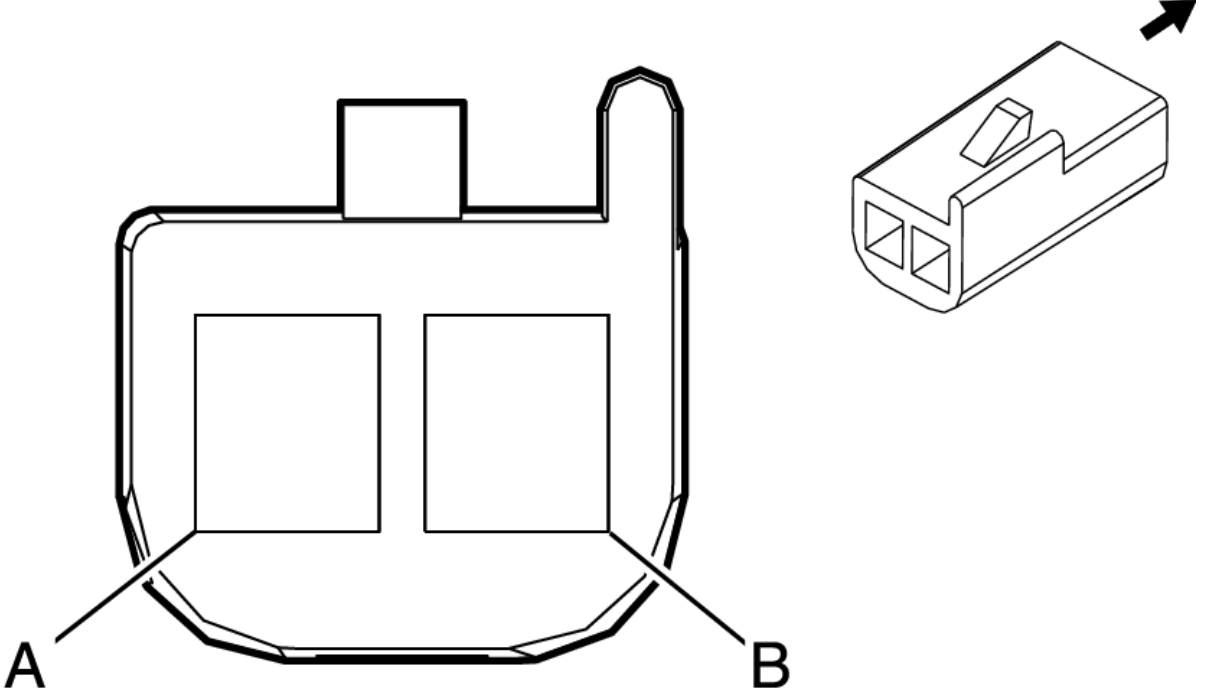

Connector Part Information

- Harness Type: HVAC
- OEM Connector: 12047662
- Service Connector: Service by Harness - See Part Catalog
- Description: 2-Way F 150 Metri-Pack Series (BK)

Terminal Part Information

Terminal Type ID	Terminated Lead	Diagnostic Test Probe	Terminal Removal Tool	Service Terminal	Tray Name	Core Crimp	Insulation Crimp
I	Not Required	No Tool Required	No Tool Required	Not Required	Not Required	Not Required	Not Required

Pin	Size	Color	Circuit	Function	Terminal Type ID	Option
A	0.35	WH/VT	520	Lower Right Air Temperature Sensor Signal	I	-
B	0.35	BK	1791	Air Temperature Door Control Low Reference	I	-

B7H AIR TEMPERATURE SENSOR - DUCT LEFT UPPER (CJ2/C4P)

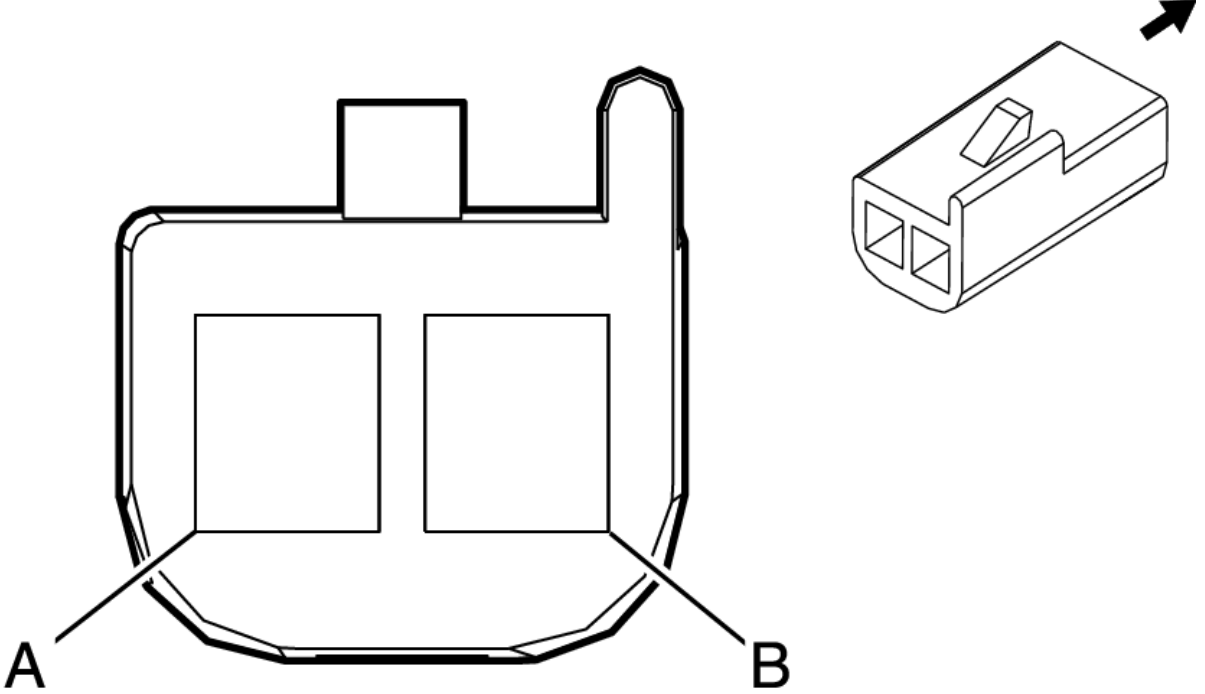

Connector Part Information

- Harness Type: HVAC
- OEM Connector: 12047662
- Service Connector: Service by Harness - See Part Catalog
- Description: 2-Way F 150 Metri-Pack Series (BK)

Terminal Part Information

Terminal Type ID	Terminated Lead	Diagnostic Test Probe	Terminal Removal Tool	Service Terminal	Tray Name	Core Crimp	Insulation Crimp
I	Not Required	No Tool Required	No Tool Required	Not Required	Not Required	Not Required	Not Required

Pin	Size	Color	Circuit	Function	Terminal Type ID	Option
A	0.35	GY/GN	516	Upper Left Air Temperature Sensor Signal	I	-
B	0.35	BK	1791	Air Temperature Door Control Low Reference	I	-

B7J AIR TEMPERATURE SENSOR - DUCT RIGHT UPPER (CJ2)

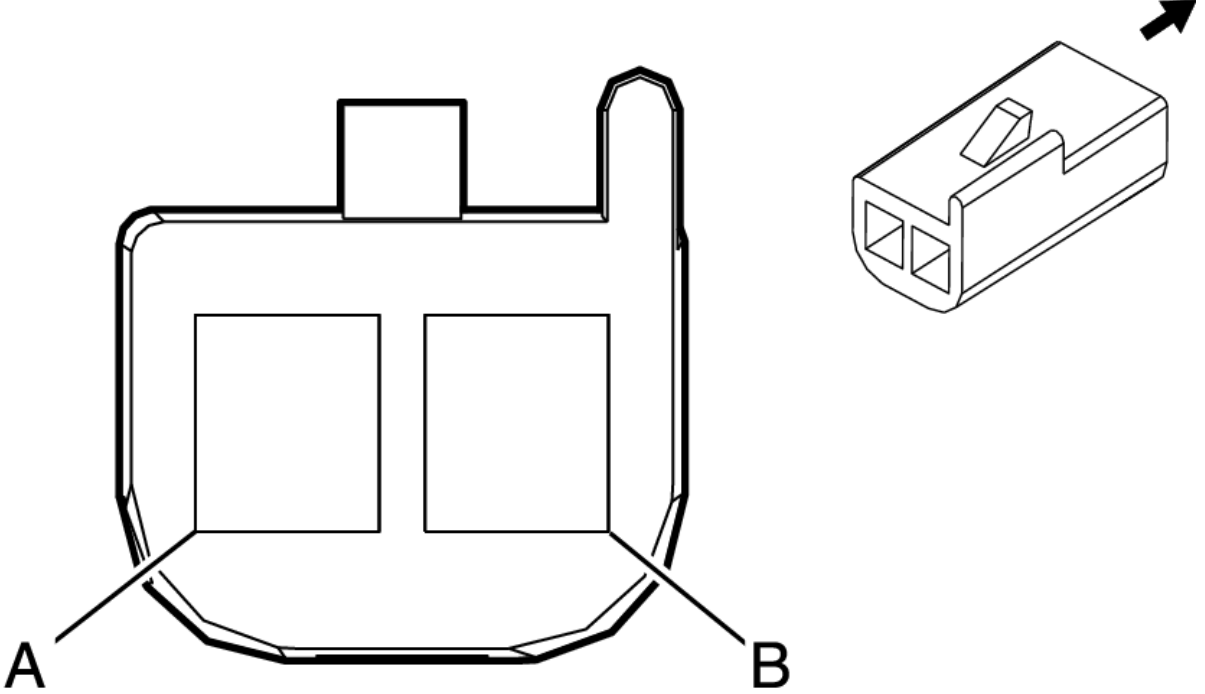

Connector Part Information

- Harness Type: HVAC
- OEM Connector: 12047662
- Service Connector: Service by Harness - See Part Catalog
- Description: 2-Way F 150 Metri-Pack Series (BK)

Terminal Part Information

Terminal Type ID	Terminated Lead	Diagnostic Test Probe	Terminal Removal Tool	Service Terminal	Tray Name	Core Crimp	Insulation Crimp
I	Not Required	No Tool Required	No Tool Required	Not Required	Not Required	Not Required	Not Required

Pin	Size	Color	Circuit	Function	Terminal Type ID	Option
A	0.35	VT/GY	517	Upper Right Air Temperature Sensor Signal	I	-
B	0.35	BK	1791	Air Temperature Door Control Low Reference	I	-

B9 AMBIENT AIR TEMPERATURE SENSOR

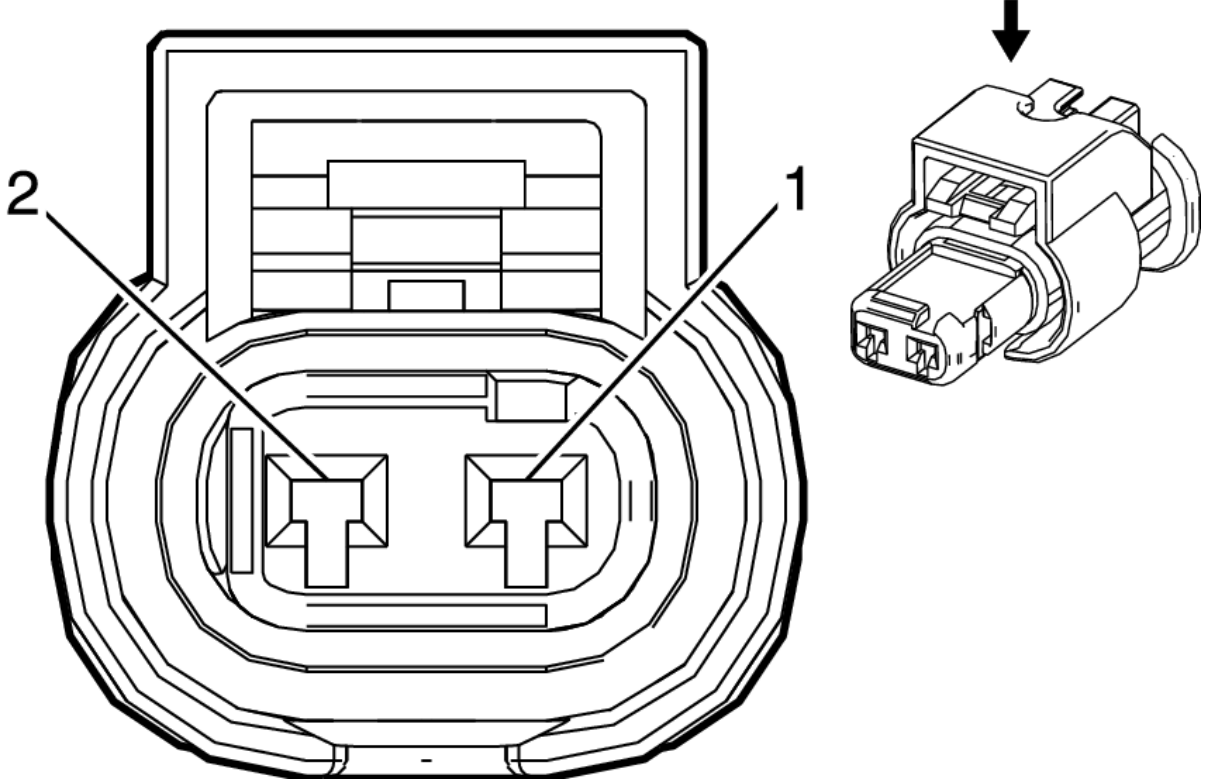

Connector Part Information

- Harness Type: Forward Lamp
- OEM Connector: 13586143
- Service Connector: 19329415
- Description: 2-Way F 1.2 MCP Series, Sealed (BK)

Terminal Part Information

Terminal Type ID	Terminated Lead	Diagnostic Test Probe	Terminal Removal Tool	Service Terminal	Tray Name	Core Crimp	Insulation Crimp
I	Not Required	J-35616-16 (LT GN)	No Tool Required	Not Required	Not Required	Not Required	Not Required

Pin	Size	Color	Circuit	Function	Terminal Type ID	Option
1	0.35	BU/GY	636	Outside Ambient Air Temperature Sensor Signal	I	-
2	0.35	BK/GN	580	Engine Control Sensors Low Reference (2)	I	-

B10B AMBIENT LIGHT/SUNLOAD SENSOR

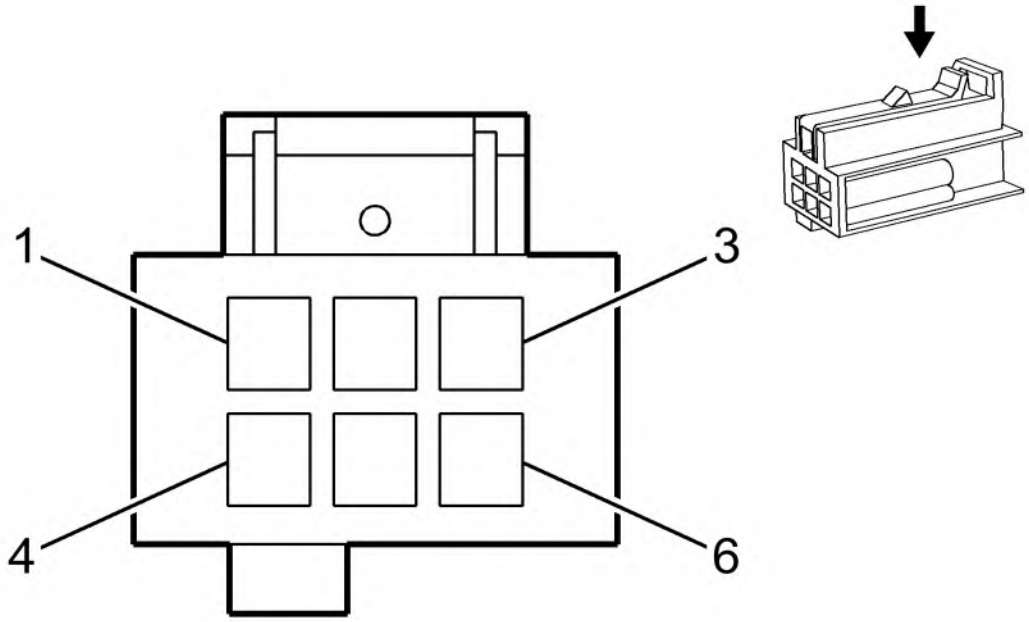

Connector Part Information

- Harness Type: Instrument Panel
- OEM Connector: 13590886
- Service Connector: 19333315
- Description: 6-Way F 0.64 Micro-Quadlock Series (BK)

Terminal Part Information

Terminal Type ID	Terminated Lead	Diagnostic Test Probe	Terminal Removal Tool	Service Terminal	Tray Name	Core Crimp	Insulation Crimp
I	Not Required	J-35616-64B (LT BU)	No Tool Required	Not Required	Not Required	Not Required	Not Required

Pin	Size	Color	Circuit	Function	Terminal Type ID	Option
1	0.13	GY	590	Solar Sensor Driver Signal	I	-
2	0.35	GN/WH	4115	Local Interconnect Network Serial Data Bus 15	I	-
3	0.35	WH/BU	278	Ambient Light Sensor Signal	I	-
4	0.13	BU/WH	734	Inside Air Temperature Sensor Signal	I	-
5	0.35 0.35	GY RD/GN	728 742	Security Indicator Control Battery Positive Voltage	I I	C67/C4P CJ2-UE1-UE3
6	0.13 0.35	BK/GN BK	7567 1650	Solar Sensor Low Reference Ground	I I	CJ2/C4P CJ2-UE1

B14A TRANSMISSION OUTPUT SHAFT SPEED SENSOR (M3D/M3H/M3U)

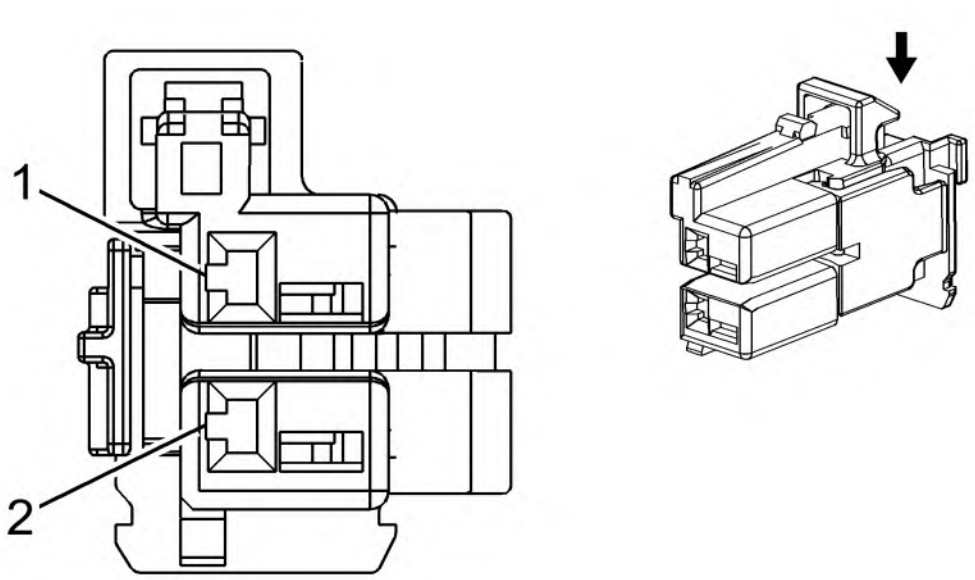

Connector Part Information

- Harness Type: Transmission
- OEM Connector: 2203696-1
- Service Connector: Service by Harness - See Part Catalog
- Description: 2-Way F 1.2 MCON Series (NA)

Terminal Part Information

Terminal Type ID	Terminated Lead	Diagnostic Test Probe	Terminal Removal Tool	Service Terminal	Tray Name	Core Crimp	Insulation Crimp
I	Not Required	J-35616-16 (LT GN)	No Tool Required	Not Required	Not Required	Not Required	Not Required

Pin	Size	Color	Circuit	Function	Terminal Type ID	Option
1	0.5 0.5	YE/GN BN/WH	4170 4171	Transmission Position Sensor B 9V Reference Transmission Position Sensor A 9V Reference	I I	M3D M3H/M3U
2	0.5	GY/BU	6358	Output Speed Signal	I	M3D/M3H/M3U

B14A TRANSMISSION OUTPUT SHAFT SPEED SENSOR (M3D/M3H/M3U)

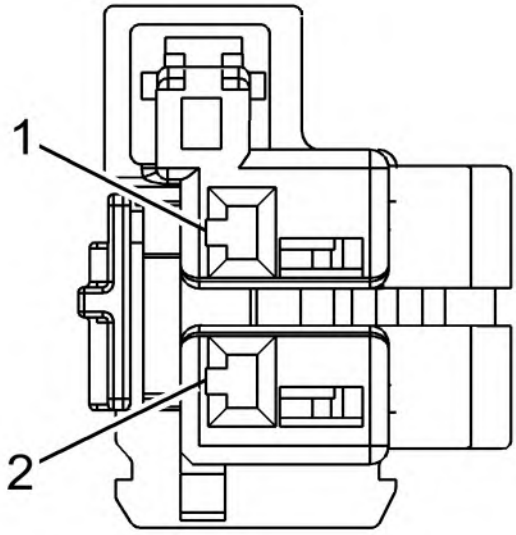

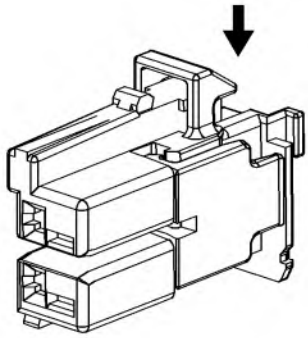

Connector Part Information

- Harness Type: Transmission
- OEM Connector: 2203696-1
- Service Connector: Service by Harness - See Part Catalog
- Description: 2-Way F 1.2 MCON Series (NA)

Terminal Part Information

Terminal Type ID	Terminated Lead	Diagnostic Test Probe	Terminal Removal Tool	Service Terminal	Tray Name	Core Crimp	Insulation Crimp
I	Not Required	J-35616-16 (LT GN)	No Tool Required	Not Required	Not Required	Not Required	Not Required

Pin	Size	Color	Circuit	Function	Terminal Type ID	Option
1	0.5 0.5	YE/GN BN/WH	4170 4171	Transmission Position Sensor B 9V Reference Transmission Position Sensor A 9V Reference	I I	M3D M3H/M3U
2	0.5	GY/BU	6358	Output Speed Signal	I	M3D/M3H/M3U

B14E TRANSMISSION INPUT/INTERMEDIATE SHAFT SPEED SENSOR (M3D/M3H/M3U)

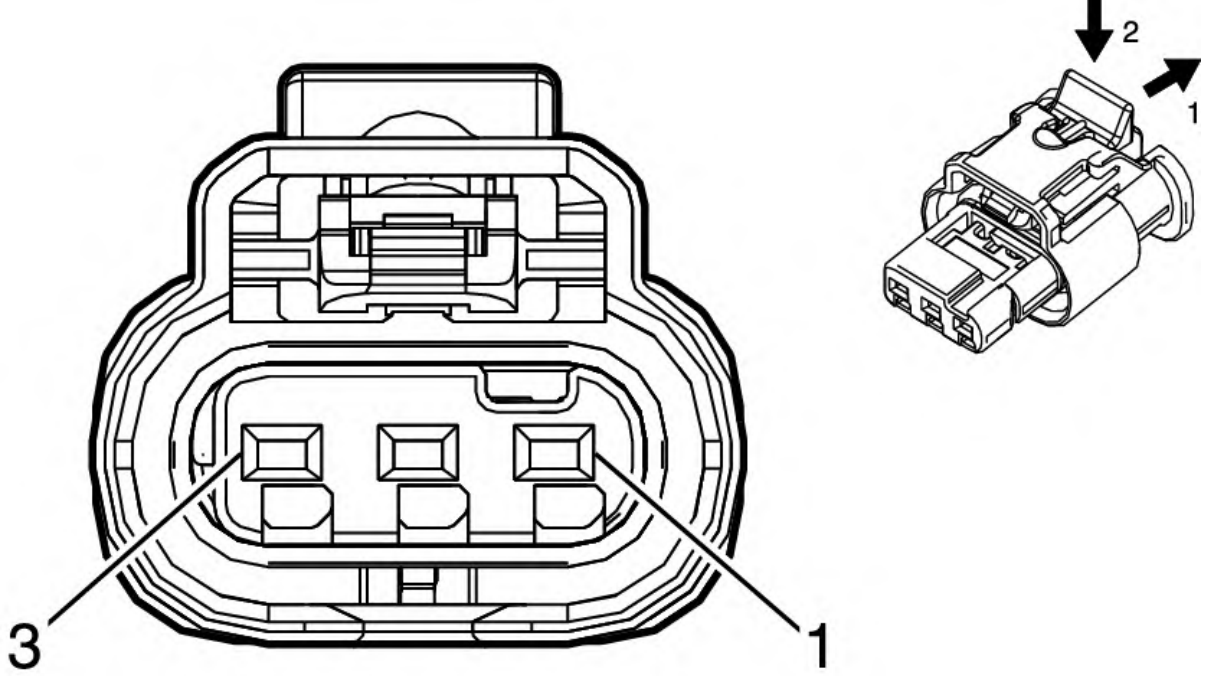

Connector Part Information

- Harness Type: Engine
- OEM Connector: 13594670
- Service Connector: 19352065
- Description: 3-Way F 1.2 MCP Series, Sealed (BN)

Terminal Part Information

Terminal Type ID	Terminated Lead	Diagnostic Test Probe	Terminal Removal Tool	Service Terminal	Tray Name	Core Crimp	Insulation Crimp
I	Not Required	J-35616-16 (LT GN)	No Tool Required	Not Required	Not Required	Not Required	Not Required

Pin	Size	Color	Circuit	Function	Terminal Type ID	Option
1	0.5	GN/VT	4510	Transmission Intermediate Speed Signal	I	-
2	0.5	YE/GN	4170	Transmission Position Sensor B 9V Reference	I	-
3	0.5	GN/YE	6353	Input Speed Signal	I	-

B15 TRANSMISSION INTERNAL MODE SWITCH (M3D)

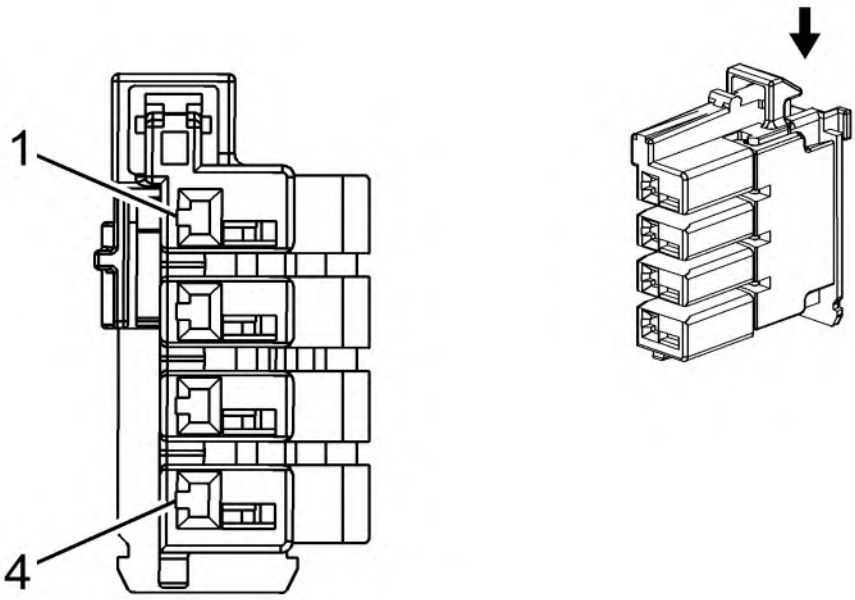

Connector Part Information

- Harness Type: Transmission
- OEM Connector: 2203702-1
- Service Connector: Service by Harness - See Part Catalog
- Description: 4-Way F 1.2 MCON Series (BN)

Terminal Part Information

Terminal Type ID	Terminated Lead	Diagnostic Test Probe	Terminal Removal Tool	Service Terminal	Tray Name	Core Crimp	Insulation Crimp
I	Not Required	J-35616-16 (LT GN)	No Tool Required	Not Required	Not Required	Not Required	Not Required

Pin	Size	Color	Circuit	Function	Terminal Type ID	Option
1	0.5	YE/BU	4171	Transmission Position Sensor A 9V Reference	I	-
2	0.5	GN/YE	5724	Ignition Mode Switch Mode Control	I	-
3	0.5	BK/GY	3927	IMS Mode Switch Low Reference	I	-
4	0.5	WH/BU	5726	Ignition Mode Switch Mode Control Backup	I	-

B18 BATTERY CURRENT SENSOR (-KL9)

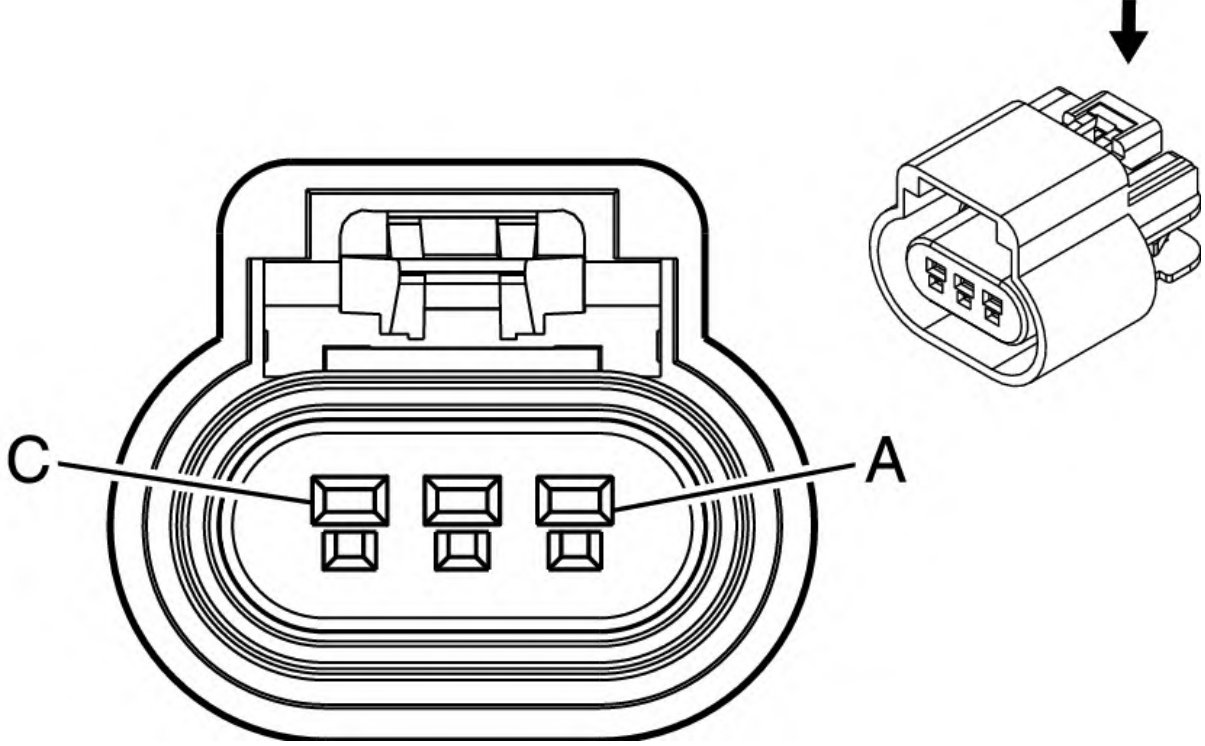

Connector Part Information

- Harness Type: Body
- OEM Connector: 15326808
- Service Connector: 19368886
- Description: 3-Way F 150 GT Series, Sealed (BK)

Terminal Part Information

Terminal Type ID	Terminated Lead	Diagnostic Test Probe	Terminal Removal Tool	Service Terminal	Tray Name	Core Crimp	Insulation Crimp
I	Not Required	J-35616-14 (GN)	No Tool Required	Not Required	Not Required	Not Required	Not Required

Pin	Size	Color	Circuit	Function	Terminal Type ID	Option
A	0.35	BU/VT	5076	Current Sensor Control	I	LWW/LYX-KL9
B	0.35	BK/VT	5077	Current Sensor Low Reference	I	LWW/LYX-KL9
C	0.35	WH/YE	5075	Current Sensor Signal	I	LWW/LYX-KL9

B19B BRAKE BOOSTER VACUUM SENSOR

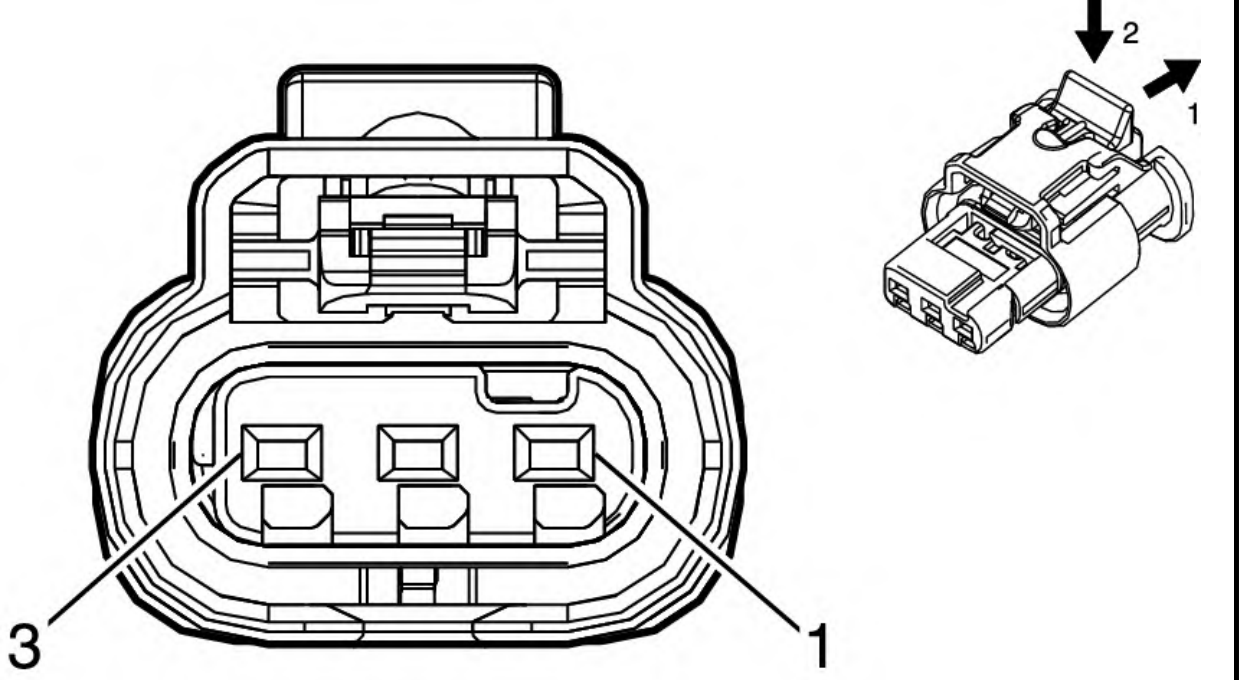

Connector Part Information

- Harness Type: Body
- OEM Connector: 13594670
- Service Connector: 19352065
- Description: 3-Way F 1.2 MCP Series, Sealed (BN)

Terminal Part Information

Terminal Type ID	Terminated Lead	Diagnostic Test Probe	Terminal Removal Tool	Service Terminal	Tray Name	Core Crimp	Insulation Crimp
I	Not Required	J-35616-16 (LT GN)	No Tool Required	Not Required	Not Required	Not Required	Not Required

Pin	Size	Color	Circuit	Function	Terminal Type ID	Option
1	0.35	YE/VT	6030	Brake Vacuum Sensor Signal	I	-KL9
2	0.35 0.35	BK/YE BK/GN	6032 580	Brake Vacuum Sensor Low Reference Engine Control Sensors Low Reference (2)	I I	-KL9 KL9+LYX/LTG
3	0.35	YE/RD	6031	Brake Vacuum Sensor 5V Reference	I	-KL9

B20 BRAKE FLUID LEVEL SWITCH

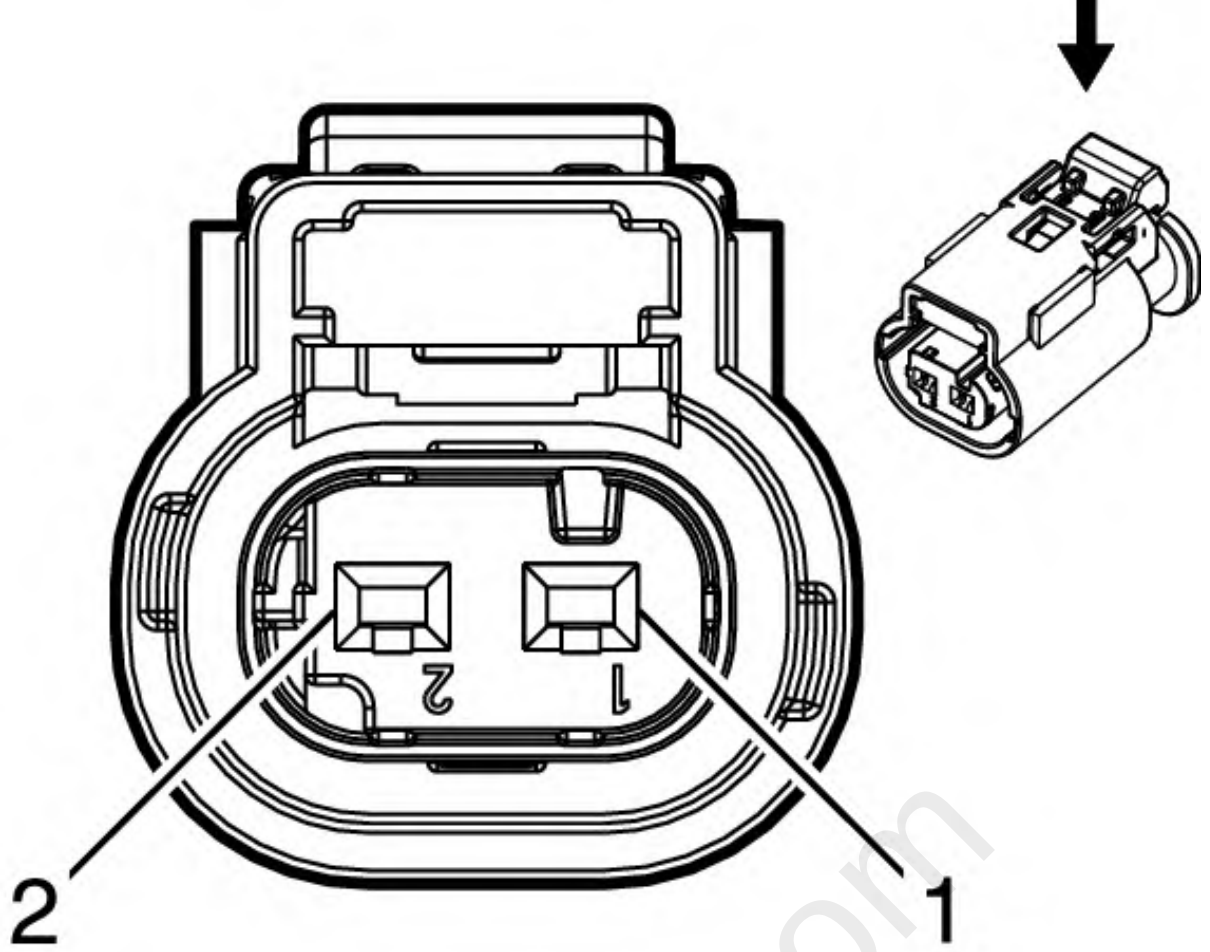

Connector Part Information

- Harness Type: Body
- OEM Connector: 13503566
- Service Connector: 13587326
- Description: 2-Way F 1.2 Multilock Series, Sealed (BK)

Terminal Part Information

Terminal Type ID	Terminated Lead	Diagnostic Test Probe	Terminal Removal Tool	Service Terminal	Tray Name	Core Crimp	Insulation Crimp
I	Not Required	J-35616-16 (LT GN)	No Tool Required	Not Required	Not Required	Not Required	Not Required

Pin	Size	Color	Circuit	Function	Terminal Type ID	Option
1	0.35	GN/GY	333	Brake Fluid Level Sensor Signal	I	-
2	0.35	BK	1550	Ground	I	-

B22 BRAKE PEDAL POSITION SENSOR

mcx30.com

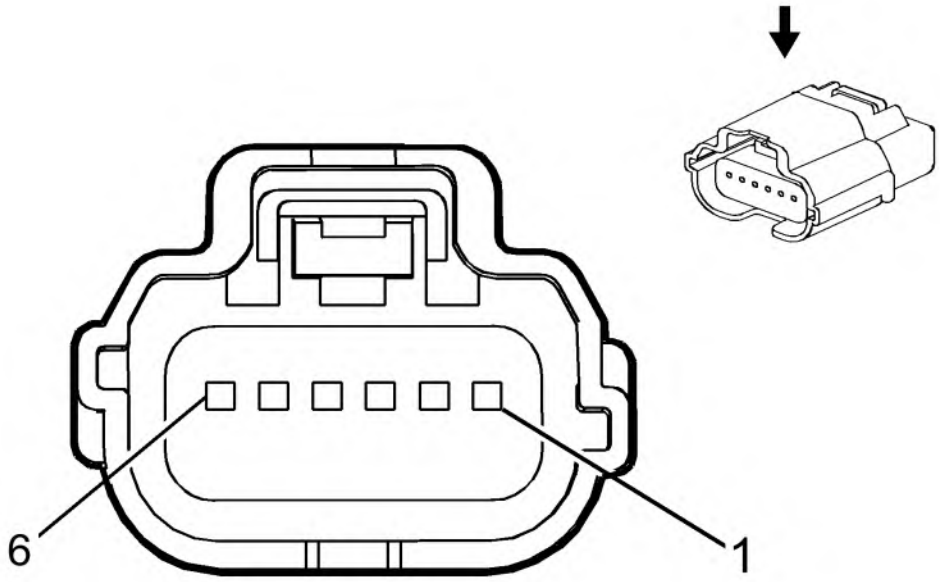

Connector Part Information

- Harness Type: Instrument Panel
- OEM Connector: 13584064
- Service Connector: 19304011
- Description: 6-Way F 64 Series, Sealed (NA)

Terminal Part Information

Terminal Type ID	Terminated Lead	Diagnostic Test Probe	Terminal Removal Tool	Service Terminal	Tray Name	Core Crimp	Insulation Crimp
I	Not Required	J-35616-64B (LT BU)	No Tool Required	Not Required	Not Required	Not Required	Not Required

Pin	Size	Color	Circuit	Function	Terminal Type ID	Option
1	0.35	WH	5359	Brake Apply Sensor Control	I	-
2	0.35	BK/BN	5360	Brake Apply Sensor Low Reference	I	-
3	0.35	BU/YE	5361	Brake Apply Sensor Signal	I	-
4	0.35	WH/GN	5380	Brake Position Sensor Signal	I	-
5	0.35	WH/RD	5381	Brake Position Sensor 5V Reference	I	-
6	0.35	BK/YE	5382	Brake Position Sensor Low Reference	I	-

B23 CAMSHAFT POSITION SENSOR (LH7)

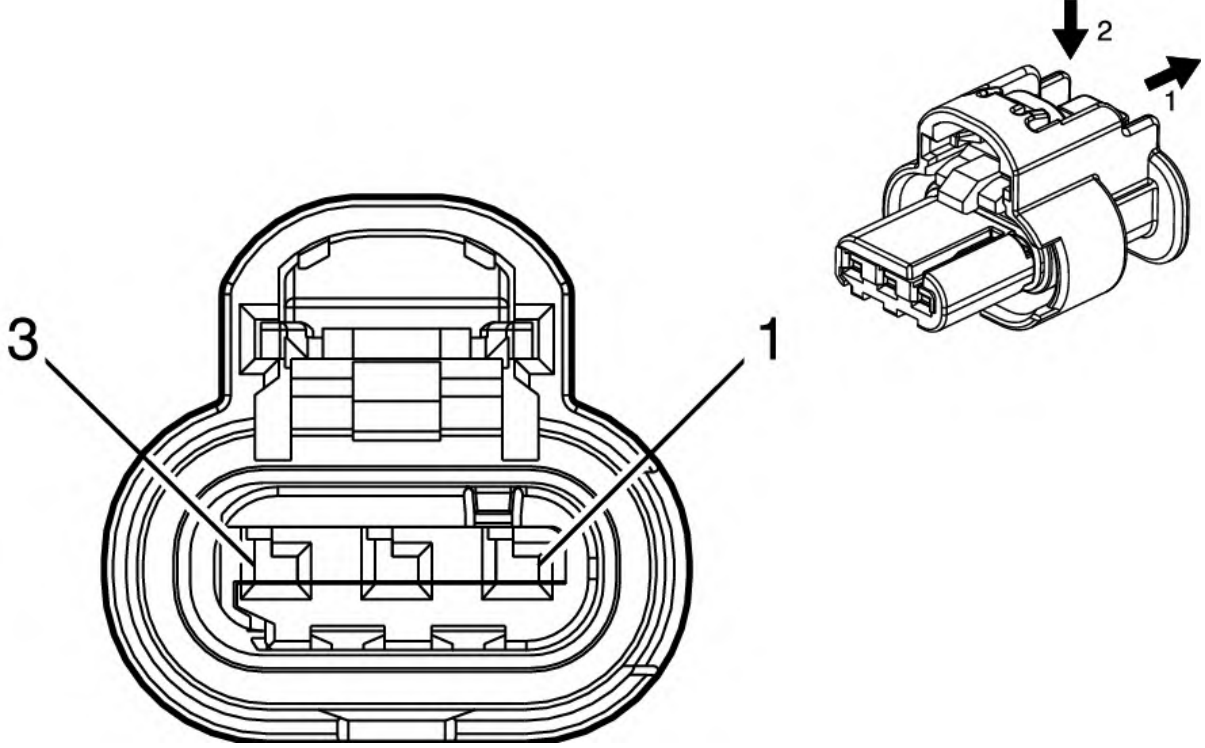

Connector Part Information

- Harness Type: Engine
- OEM Connector: 13514590
- Service Connector: 19366844
- Description: 3-Way F 1.2 MCON-CB Series, Sealed (BK)

Terminal Part Information

Terminal Type ID	Terminated Lead	Diagnostic Test Probe	Terminal Removal Tool	Service Terminal	Tray Name	Core Crimp	Insulation Crimp
I	Not Required	J-35616-16 (LT GN)	No Tool Required	Not Required	Not Required	Not Required	Not Required

Pin	Size	Color	Circuit	Function	Terminal Type ID	Option
1	0.5	GY/BU	5300	Camshaft Position Intake Sensor Control 1	I	LH7
2	0.5	BK/GN	5301	Camshaft Position Intake Sensor Low Reference 1	I	LH7
3	0.5	YE/VT	5275	Camshaft Position Intake Sensor 1	I	LH7

B23E CAMSHAFT POSITION SENSOR - EXHAUST (LTG)

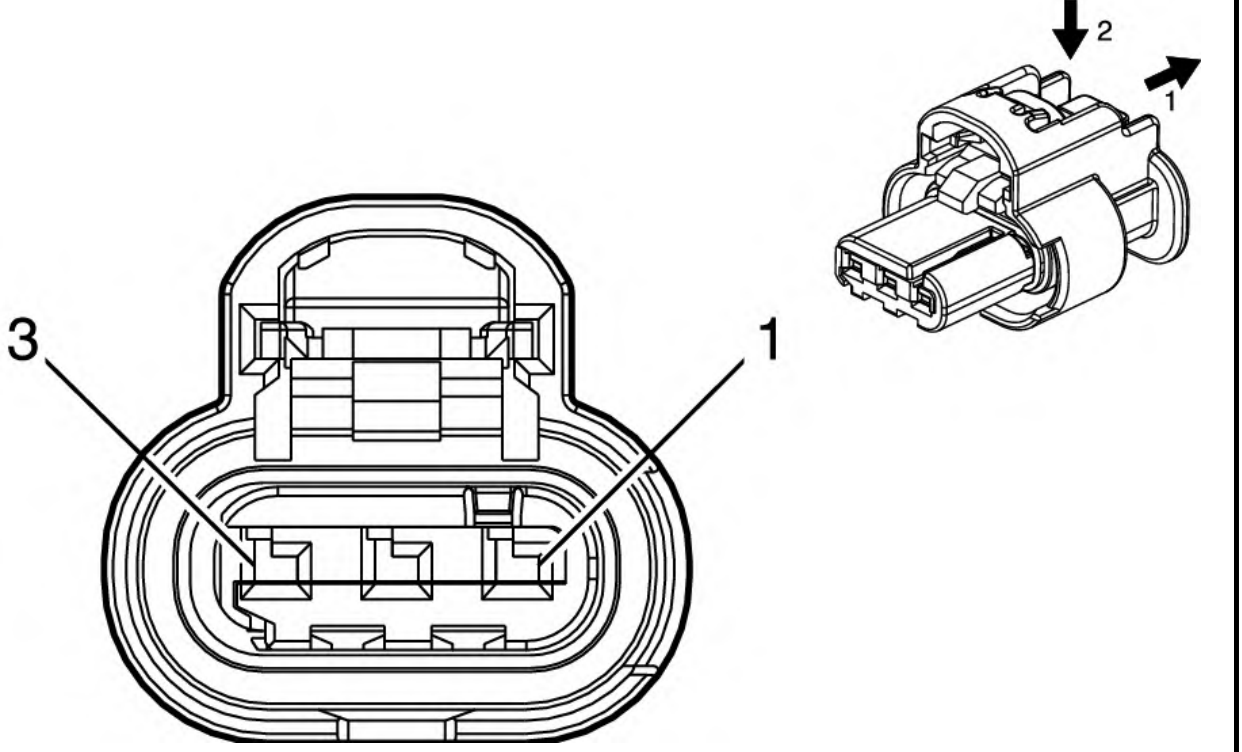

Connector Part Information

- Harness Type: Engine
- OEM Connector: 13514590
- Service Connector: 19366844
- Description: 3-Way F 1.2 MCON-CB Series, Sealed (BK)

Terminal Part Information

Terminal Type ID	Terminated Lead	Diagnostic Test Probe	Terminal Removal Tool	Service Terminal	Tray Name	Core Crimp	Insulation Crimp
I	Not Required	J-35616-16 (LT GN)	No Tool Required	Not Required	Not Required	Not Required	Not Required

Pin	Size	Color	Circuit	Function	Terminal Type ID	Option
1	0.5	GY/YE	5297	Camshaft Position Exhaust Sensor Control 1	I	LTG
2	0.5	BK/GY	5296	Camshaft Position Exhaust Sensor Low Reference 1	I	LTG
3	0.5	VT/BK	5273	Camshaft Position Exhaust Sensor 1	I	LTG

mc330.com

Back To Article

COMPONENT CONNECTOR END VIEWS

B23E CAMSHAFT POSITION SENSOR - EXHAUST (LYX)

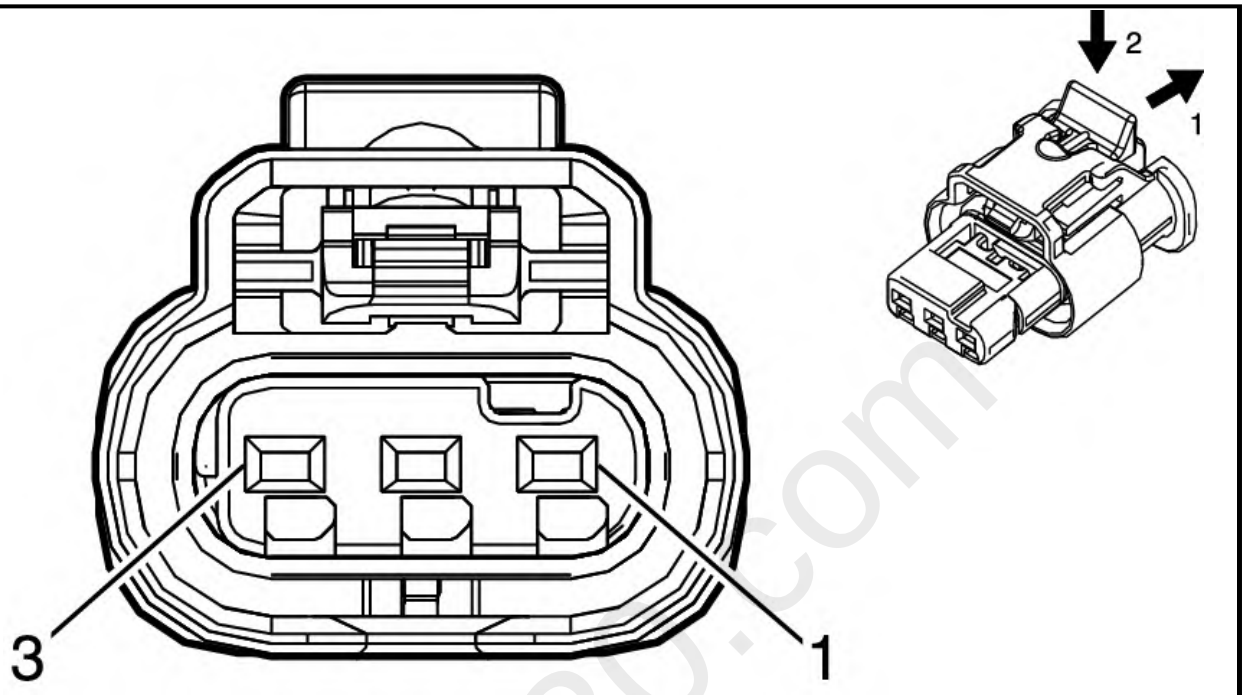

Connector Part Information

- Harness Type: Engine
- OEM Connector: 13594670
- Service Connector: 19352065
- Description: 3-Way F 1.2 MCP Series, Sealed (BN)

Terminal Part Information

Terminal Type ID	Terminated Lead	Diagnostic Test Probe	Terminal Removal Tool	Service Terminal	Tray Name	Core Crimp	Insulation Crimp
I	Not Required	J-35616-16 (LT GN)	No Tool Required	Not Required	Not Required	Not Required	Not Required

Pin	Size	Color	Circuit	Function	Terminal Type ID	Option
1	0.5	GY/YE	5297	Camshaft Position Exhaust Sensor Control 1	I	LYX
2	0.5	BK/GY	5296	Camshaft Position Exhaust Sensor Low Reference 1	I	LYX
3	0.5	VT/BK	5273	Camshaft Position Exhaust Sensor 1	I	-

B23F CAMSHAFT POSITION SENSOR - INTAKE (LTG)

mcx30.com

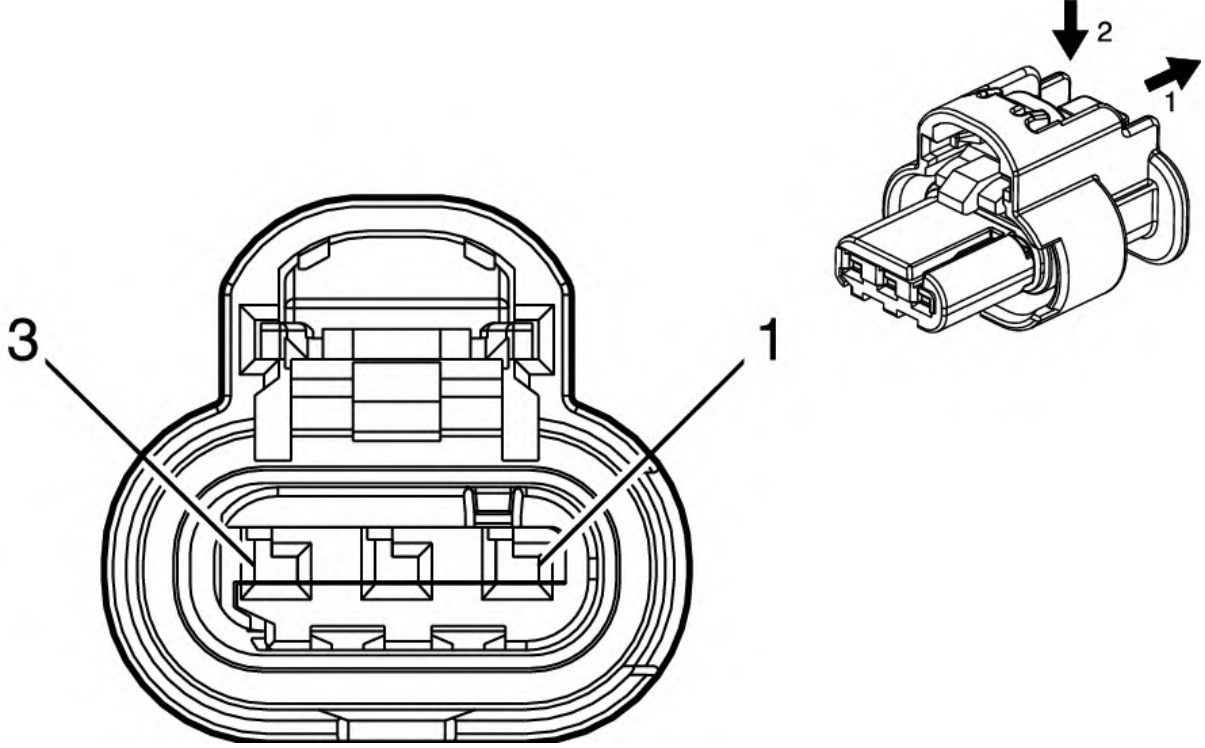

Connector Part Information

- Harness Type: Engine
- OEM Connector: 13514590
- Service Connector: 19366844
- Description: 3-Way F 1.2 MCON-CB Series, Sealed (BK)

Terminal Part Information

Terminal Type ID	Terminated Lead	Diagnostic Test Probe	Terminal Removal Tool	Service Terminal	Tray Name	Core Crimp	Insulation Crimp
I	Not Required	J-35616-16 (LT GN)	No Tool Required	Not Required	Not Required	Not Required	Not Required

Pin	Size	Color	Circuit	Function	Terminal Type ID	Option
1	0.5	GY/BU	5300	Camshaft Position Intake Sensor Control 1	I	LTG
2	0.5	BK/GN	5301	Camshaft Position Intake Sensor Low Reference 1	I	LTG
3	0.5	YE/VT	5275	Camshaft Position Intake Sensor 1	I	LTG

B23F CAMSHAFT POSITION SENSOR - INTAKE (LYX)

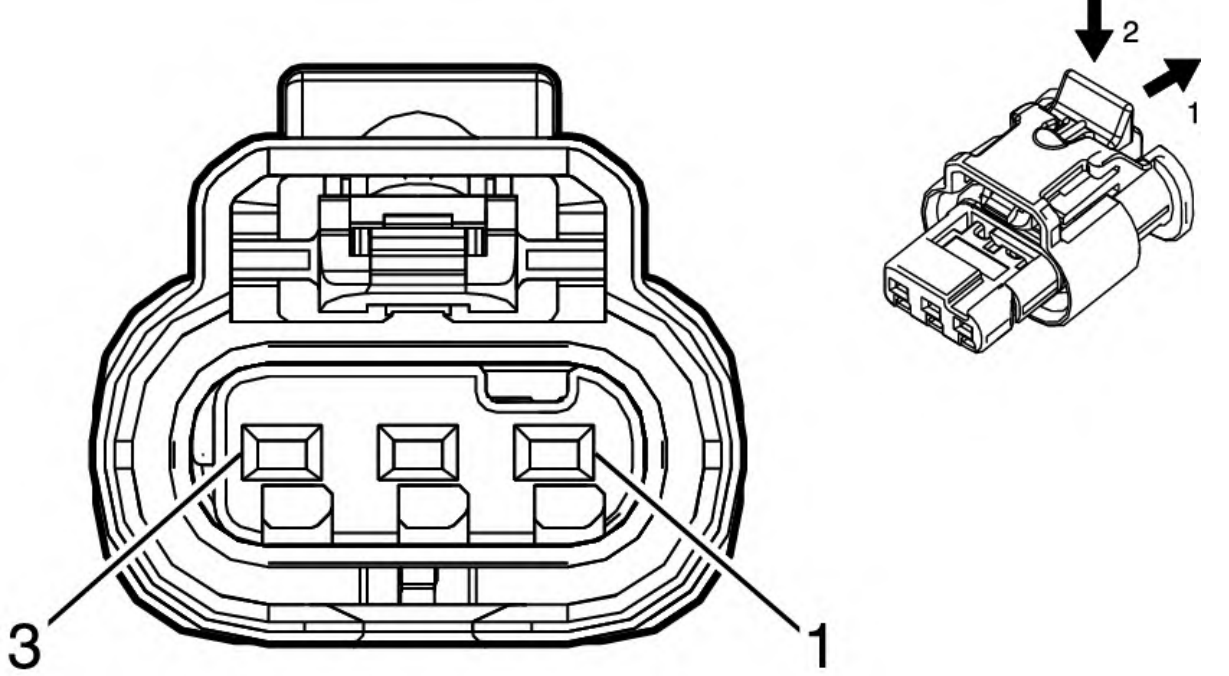

Connector Part Information

- Harness Type: Engine
- OEM Connector: 13594670
- Service Connector: 19352065
- Description: 3-Way F 1.2 MCP Series, Sealed (BN)

Terminal Part Information

Terminal Type ID	Terminated Lead	Diagnostic Test Probe	Terminal Removal Tool	Service Terminal	Tray Name	Core Crimp	Insulation Crimp
I	Not Required	J-35616-16 (LT GN)	No Tool Required	Not Required	Not Required	Not Required	Not Required

Pin	Size	Color	Circuit	Function	Terminal Type ID	Option
1	0.5	GY/BU	5300	Camshaft Position Intake Sensor Control 1	I	LYX
2	0.5	BK/GN	5301	Camshaft Position Intake Sensor Low Reference 1	I	LYX
3	0.5	YE/VT	5275	Camshaft Position Intake Sensor 1	I	LYX

B24LF MOBILE TELEPHONE MICROPHONE - LEFT FRONT

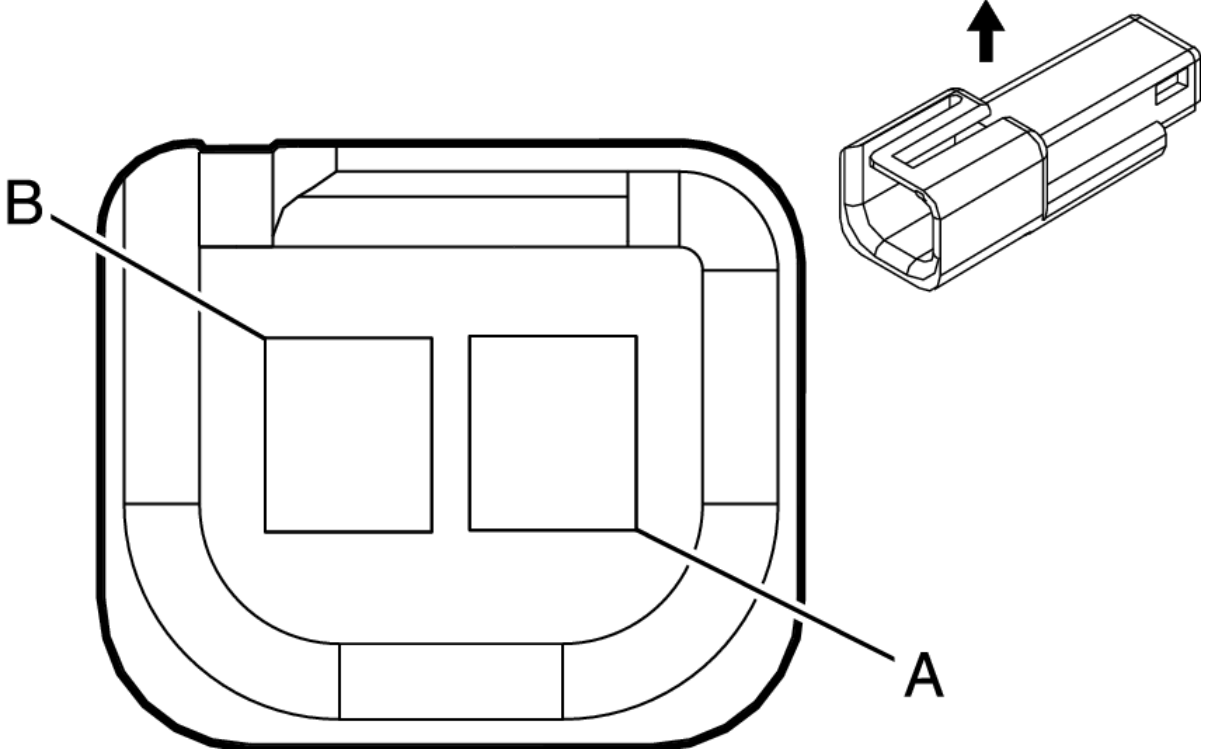

Connector Part Information

- Harness Type: Headliner
- OEM Connector: 12047663
- Service Connector: 13584278
- Description: 2-Way M 150 Metri-Pack Series (BK)

Terminal Part Information

Terminal Type ID	Terminated Lead	Diagnostic Test Probe	Terminal Removal Tool	Service Terminal	Tray Name	Core Crimp	Insulation Crimp
I	Not Required	J-35616-3 (GY)	No Tool Required	Not Required	Not Required	Not Required	Not Required

Pin	Size	Color	Circuit	Function	Terminal Type ID	Option
A	0.35	BK/BN	654	Cellular Telephone Microphone Low Reference	I	-
B	0.35	BU	655	Cellular Telephone Microphone Signal	I	-

B24RF MOBILE TELEPHONE MICROPHONE - RIGHT FRONT (IOS/IOT/IOU)

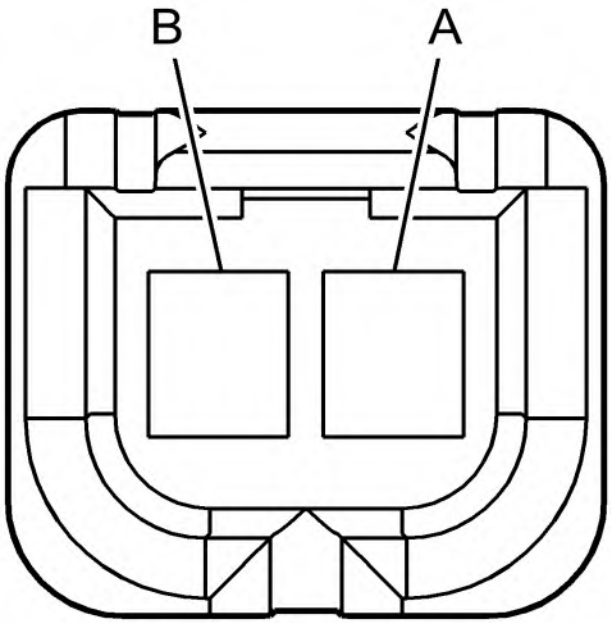

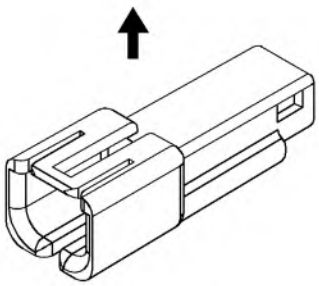

Connector Part Information

- Harness Type: Headliner
- OEM Connector: 12059254
- Service Connector: 12126020
- Description: 2-Way M 150 Metri-Pack Series (GN)

Terminal Part Information

Terminal Type ID	Terminated Lead	Diagnostic Test Probe	Terminal Removal Tool	Service Terminal	Tray Name	Core Crimp	Insulation Crimp
I	Not Required	J-35616-3 (GY)	No Tool Required	Not Required	Not Required	Not Required	Not Required

Pin	Size	Color	Circuit	Function	Terminal Type ID	Option
A	0.35	BU/BK	7044	Microphone (-) Low Reference	I	IOS/IOT/IOU
B	0.35	VT/YE	7043	Microphone (+) Signal	I	-

B26 CRANKSHAFT POSITION SENSOR (LH7)

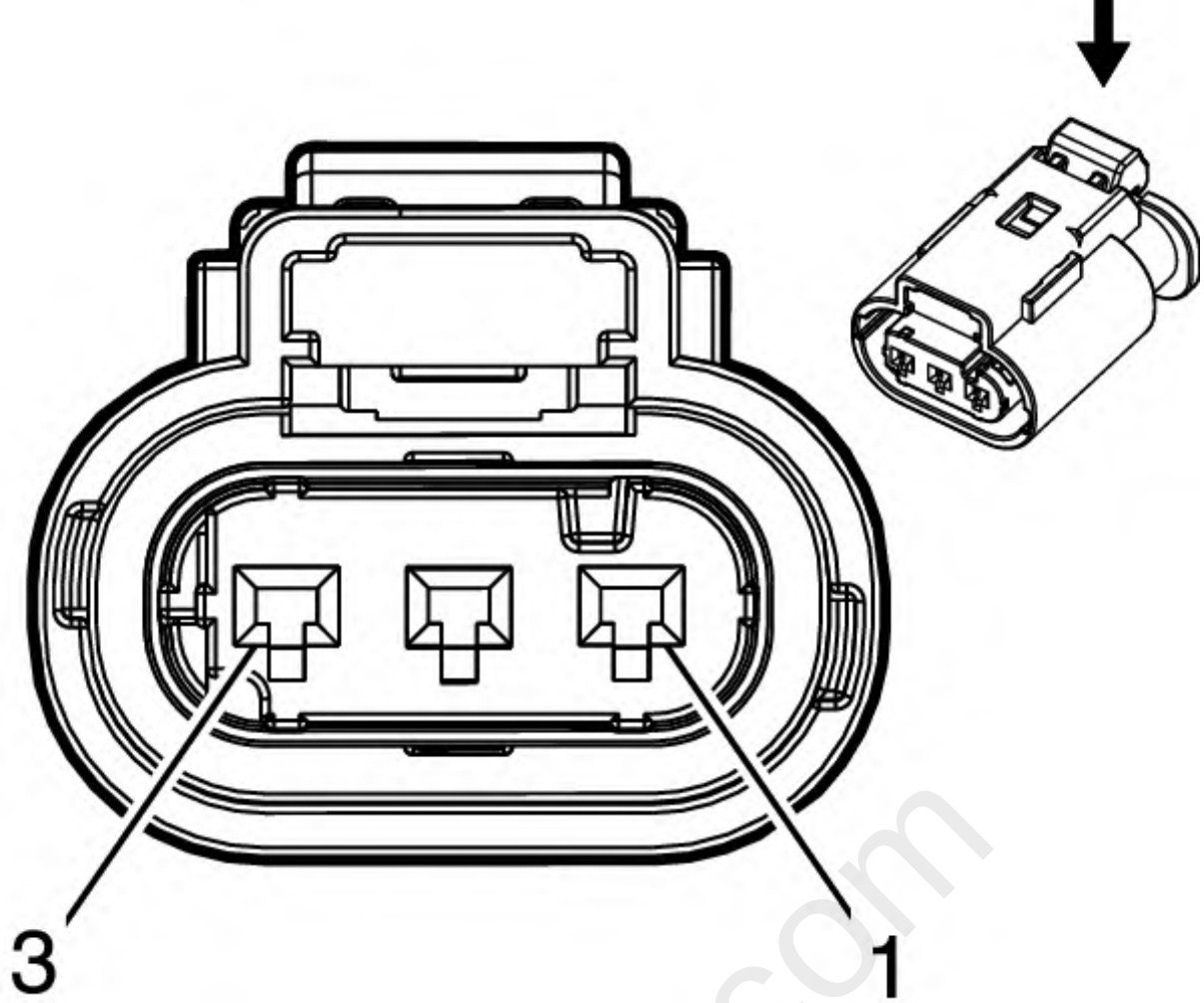

Connector Part Information

- Harness Type: Crankshaft Position Sensor Jumper
- OEM Connector: 13503570
- Service Connector: Service by Harness - See Part Catalog
- Description: 3-Way F 1.2 Multilock Series, Sealed (BK)

Terminal Part Information

Terminal Type ID	Terminated Lead	Diagnostic Test Probe	Terminal Removal Tool	Service Terminal	Tray Name	Core Crimp	Insulation Crimp
I	Not Required	J-35616-16 (LT GN)	No Tool Required	Not Required	Not Required	Not Required	Not Required

Pin	Size	Color	Circuit	Function	Terminal Type ID	Option
1	0.5	VT/BU	6270	Crankshaft 60X Sensor 5V Reference	I	LH7
2	0.5	BK/VT	6272	Crankshaft 60X Sensor Low Reference	I	LH7
3	0.5	GN	6271	Crankshaft 60X Sensor Signal	I	LH7

B26 CRANKSHAFT POSITION SENSOR (LTG)

mcx30.com

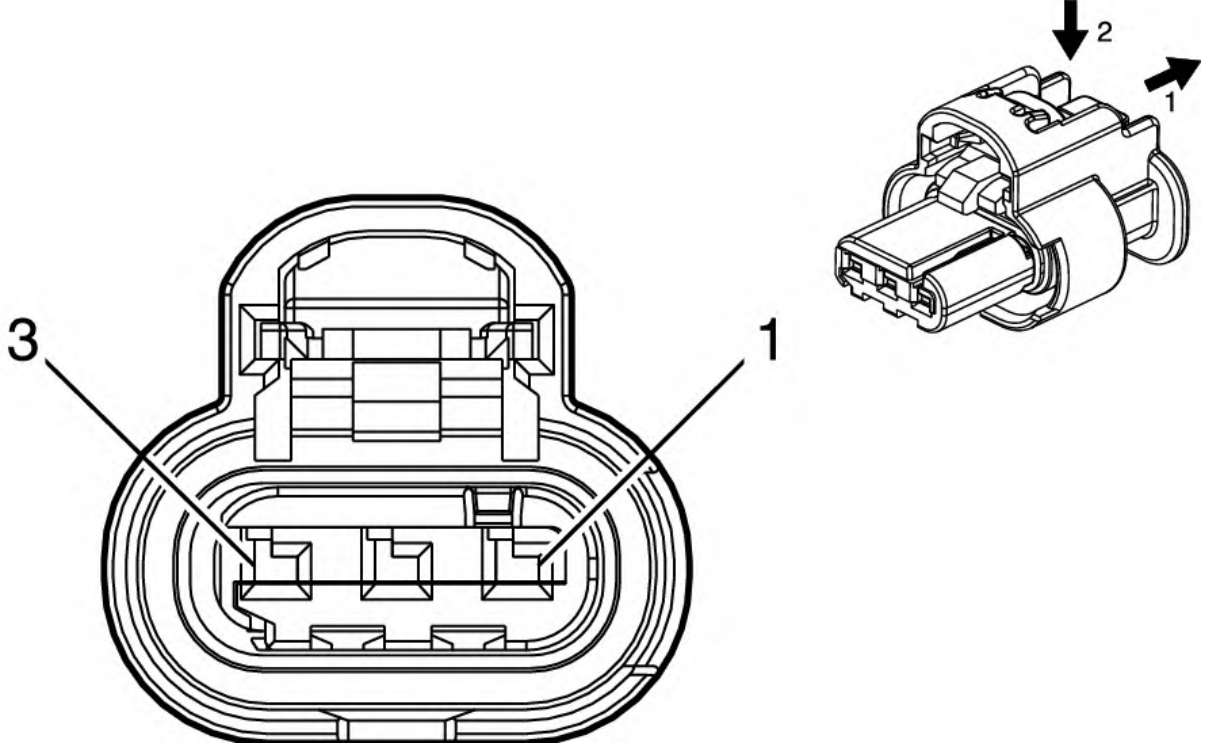

Connector Part Information

- Harness Type: Engine
- OEM Connector: 13514590
- Service Connector: 19366844
- Description: 3-Way F 1.2 MCON-CB Series, Sealed (BK)

Terminal Part Information

Terminal Type ID	Terminated Lead	Diagnostic Test Probe	Terminal Removal Tool	Service Terminal	Tray Name	Core Crimp	Insulation Crimp
I	Not Required	J-35616-16 (LT GN)	No Tool Required	Not Required	Not Required	Not Required	Not Required

Pin	Size	Color	Circuit	Function	Terminal Type ID	Option
1	0.5	VT/BU	6270	Crankshaft 60X Sensor 5V Reference	I	LTG
2	0.5	BK/VT	6272	Crankshaft 60X Sensor Low Reference	I	LTG
3	0.5	GN	6271	Crankshaft 60X Sensor Signal	I	LTG

B26 CRANKSHAFT POSITION SENSOR (LYX)

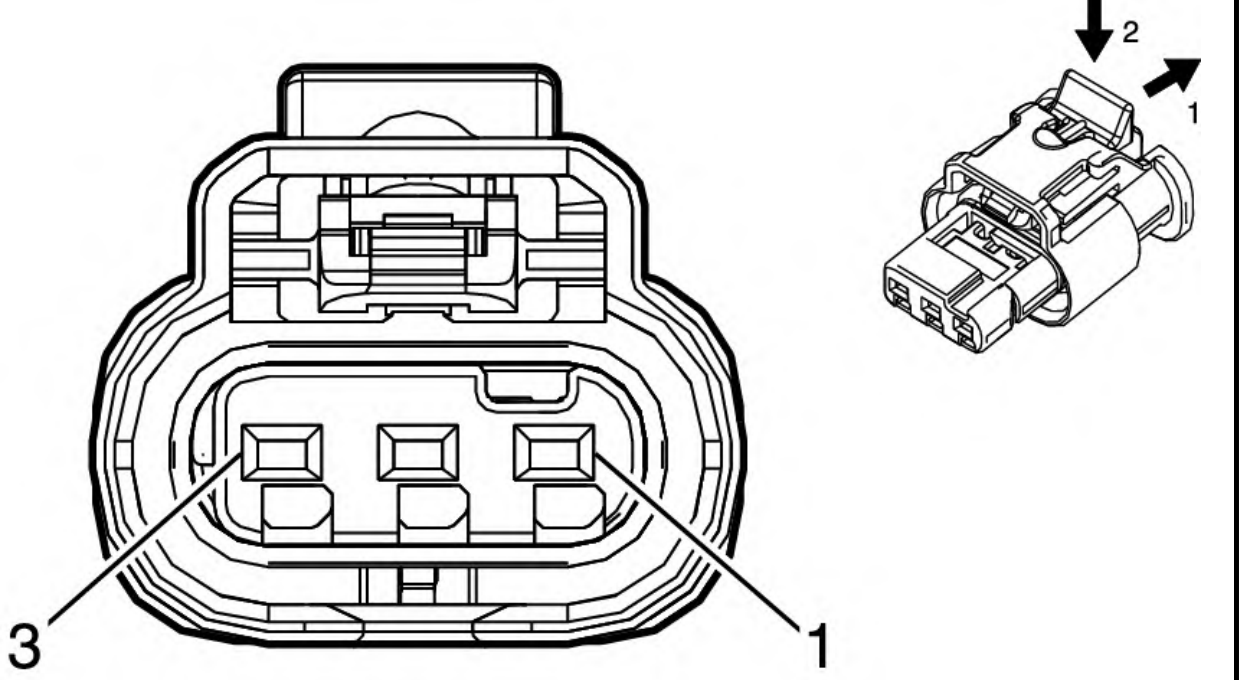

Connector Part Information

- Harness Type: Engine
- OEM Connector: 13594670
- Service Connector: 19352065
- Description: 3-Way F 1.2 MCP Series, Sealed (BN)

Terminal Part Information

Terminal Type ID	Terminated Lead	Diagnostic Test Probe	Terminal Removal Tool	Service Terminal	Tray Name	Core Crimp	Insulation Crimp
I	Not Required	J-35616-16 (LT GN)	No Tool Required	Not Required	Not Required	Not Required	Not Required

Pin	Size	Color	Circuit	Function	Terminal Type ID	Option
1	0.5	VT/BU	6270	Crankshaft 60X Sensor 5V Reference	I	-
2	0.5	BK/VT	6272	Crankshaft 60X Sensor Low Reference	I	LYX
3	0.5	GN	6271	Crankshaft 60X Sensor Signal	I	LYX

B34 ENGINE COOLANT TEMPERATURE SENSOR (LH7/LYX)

mcx30.com

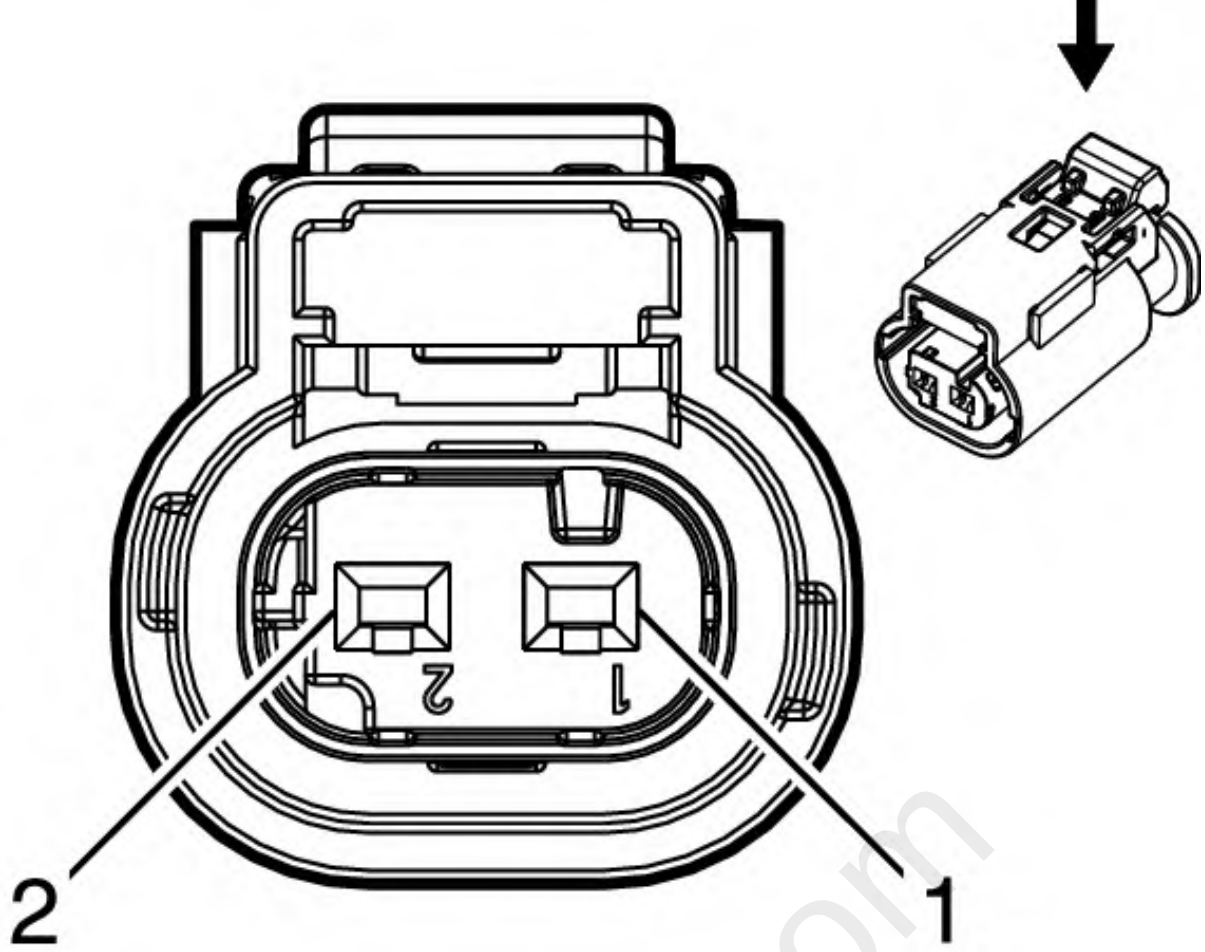

Connector Part Information

- Harness Type: Engine
- OEM Connector: 13503566
- Service Connector: 13587326
- Description: 2-Way F 1.2 Multilock Series, Sealed (BK)

Terminal Part Information

Terminal Type ID	Terminated Lead	Diagnostic Test Probe	Terminal Removal Tool	Service Terminal	Tray Name	Core Crimp	Insulation Crimp
I	Not Required	J-35616-16 (LT GN)	No Tool Required	Not Required	Not Required	Not Required	Not Required

Pin	Size	Color	Circuit	Function	Terminal Type ID	Option
1	0.5	BU	410	Engine Coolant Temperature Sensor Signal	I	-
2	0.5 0.5	BK/BN BK/YE	2761 548	Coolant Temperature Sensor Low Reference Engine Control Sensors Low Reference (1)	I I	LH7 LYX

B34 ENGINE COOLANT TEMPERATURE SENSOR (LTG)

mcx30.com

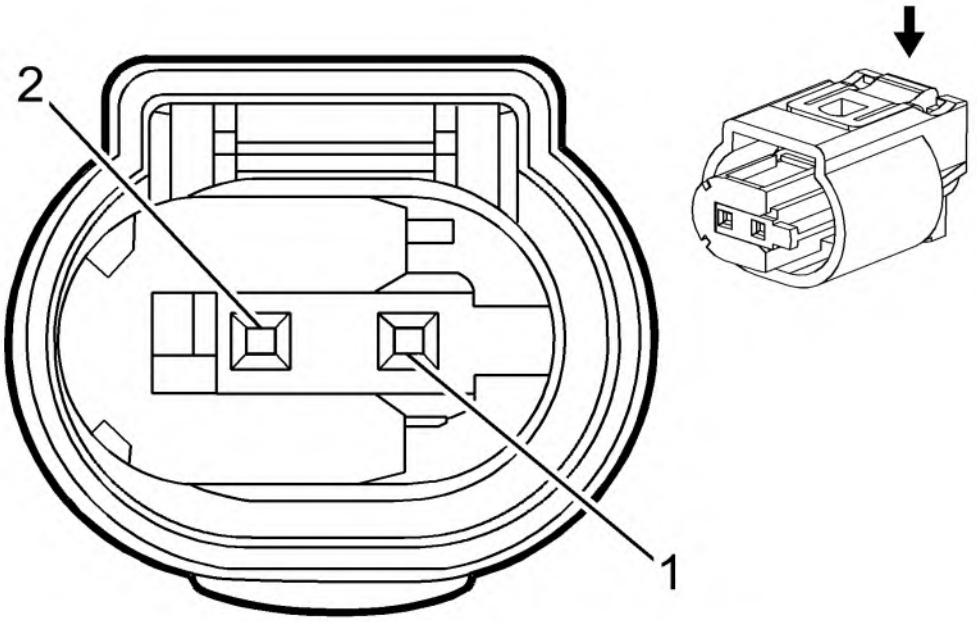

Connector Part Information

- Harness Type: Engine
- OEM Connector: 24461693
- Service Connector: 13576533
- Description: 2-Way F 0.64 Micro-Quadlock Series, Sealed (BK)

Terminal Part Information

Terminal Type ID	Terminated Lead	Diagnostic Test Probe	Terminal Removal Tool	Service Terminal	Tray Name	Core Crimp	Insulation Crimp
I	Not Required	J-35616-64B (LT BU)	No Tool Required	Not Required	Not Required	Not Required	Not Required

Pin	Size	Color	Circuit	Function	Terminal Type ID	Option
1	0.5	BU	410	Engine Coolant Temperature Sensor Signal	I	LTG
2	0.5	BK/YE	548	Engine Control Sensors Low Reference (1)	I	LTG

B35 ENGINE OIL LEVEL SWITCH (LH7)

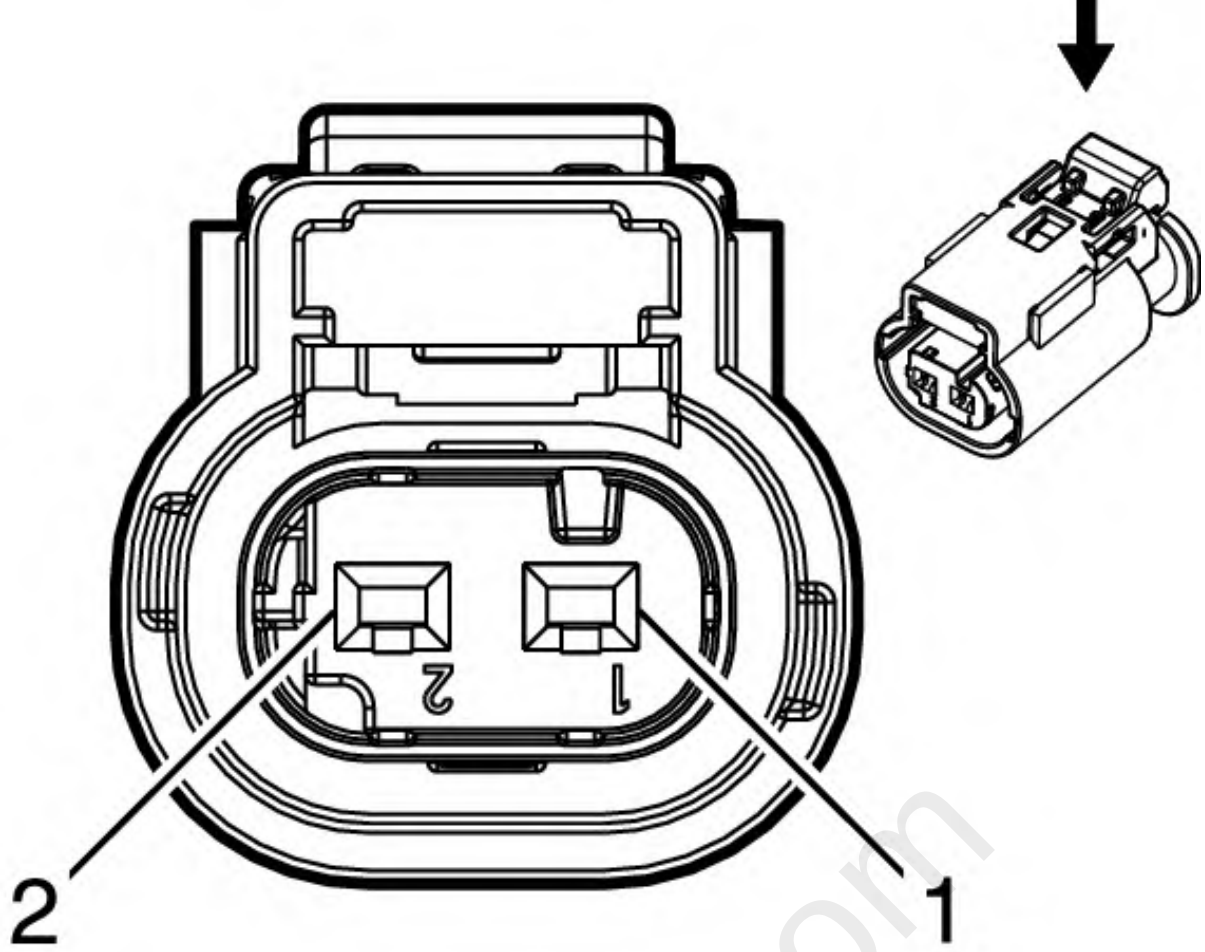

Connector Part Information

- Harness Type: Engine
- OEM Connector: 13503566
- Service Connector: 13587326
- Description: 2-Way F 1.2 Multilock Series, Sealed (BK)

Terminal Part Information

Terminal Type ID	Terminated Lead	Diagnostic Test Probe	Terminal Removal Tool	Service Terminal	Tray Name	Core Crimp	Insulation Crimp
I	Not Required	J-35616-16 (LT GN)	No Tool Required	Not Required	Not Required	Not Required	Not Required

Pin	Size	Color	Circuit	Function	Terminal Type ID	Option
1	0.5	BN/GN	1174	Oil Level Switch Signal	I	LH7
2	0.5	BK/WH	151	Signal Ground	I	LH7

B35 ENGINE OIL LEVEL SWITCH (LTG)

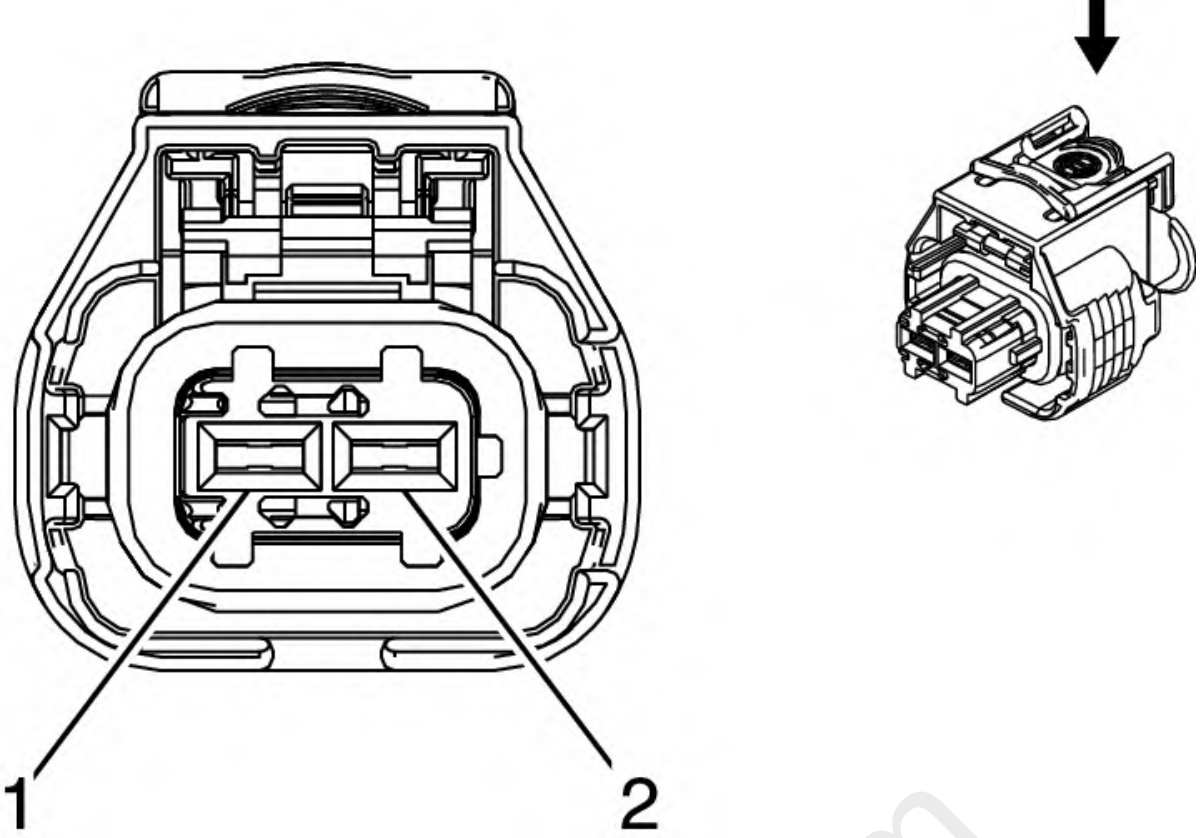

Connector Part Information

- Harness Type: Engine
- OEM Connector: 13343443
- Service Connector: 13384371
- Description: 2-Way F 2.8 Series, Sealed (BK)

Terminal Part Information

Terminal Type ID	Terminated Lead	Diagnostic Test Probe	Terminal Removal Tool	Service Terminal	Tray Name	Core Crimp	Insulation Crimp
I	Not Required	J-35616-35 (VT)	No Tool Required	Not Required	Not Required	Not Required	Not Required

Pin	Size	Color	Circuit	Function	Terminal Type ID	Option
1	0.5	BK	450	Ground	I	-
2	0.5	BN/GN	1174	Oil Level Switch Signal	I	-

B37B ENGINE OIL PRESSURE SENSOR (LH7/LYX)

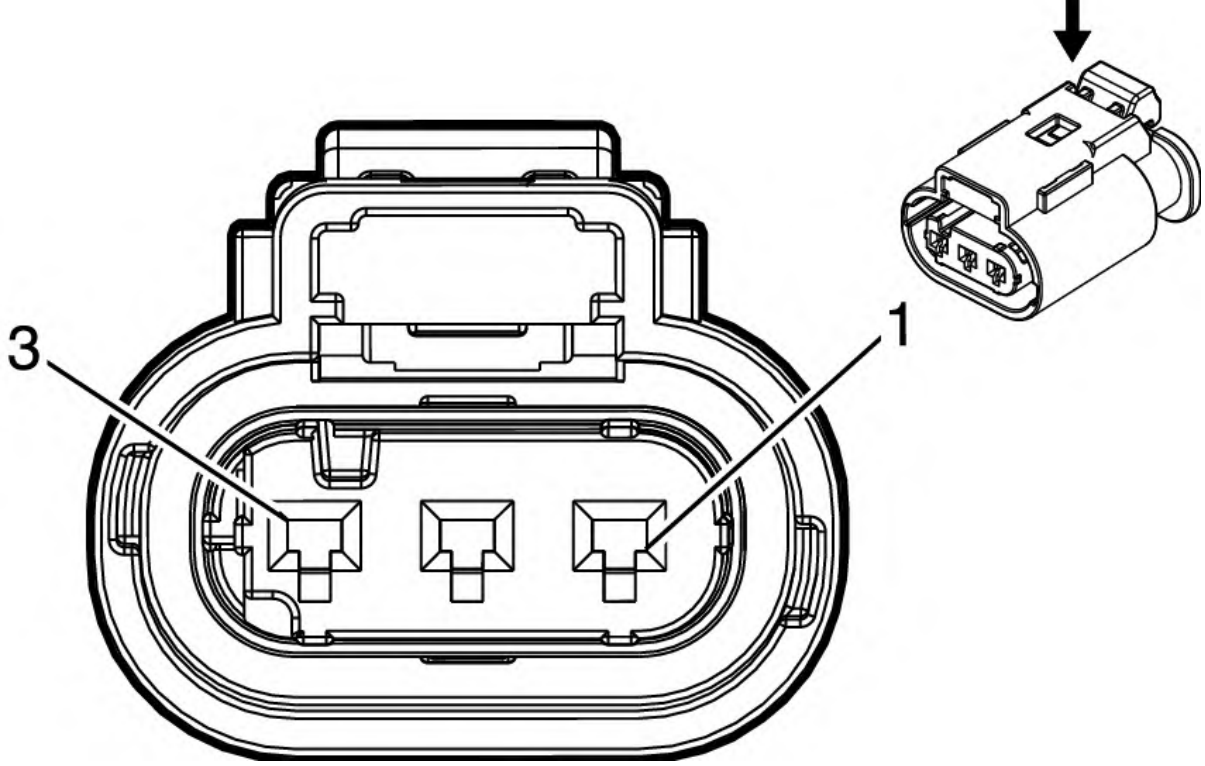

Connector Part Information

- Harness Type: Engine
- OEM Connector: 13503573
- Service Connector: 19301717
- Description: 3-Way F 1.2 Multilock Series, Sealed (BK)

Terminal Part Information

Terminal Type ID	Terminated Lead	Diagnostic Test Probe	Terminal Removal Tool	Service Terminal	Tray Name	Core Crimp	Insulation Crimp
I	Not Required	J-35616-16 (LT GN)	No Tool Required	Not Required	Not Required	Not Required	Not Required

Pin	Size	Color	Circuit	Function	Terminal Type ID	Option
1	0.5	YE/BN	331	Oil Pressure Sensor Signal	I	-
2	0.5	BK/VT	2755	Oil Pressure Sensor Low Reference	I	-
3	0.5	WH/RD	2705	Oil Pressure Sensor 5V Reference	I	-

B37B ENGINE OIL PRESSURE SENSOR (LTG)

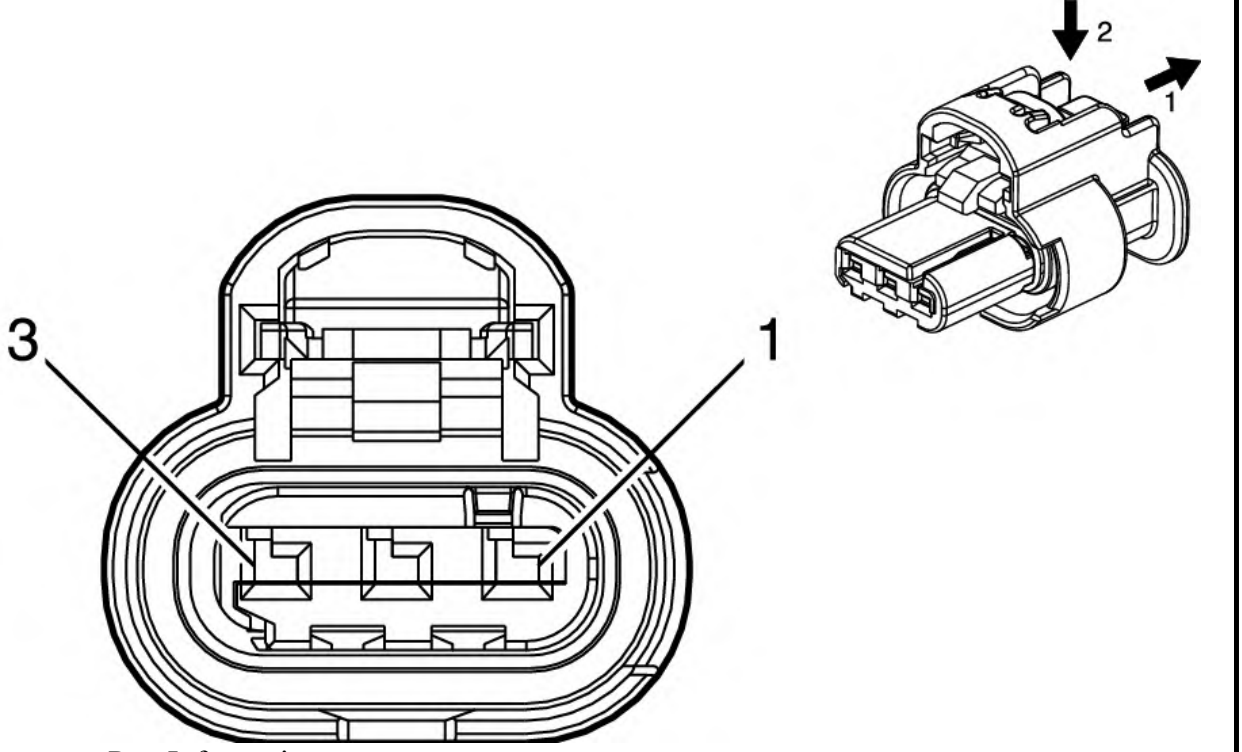

Connector Part Information

- Harness Type: Engine
- OEM Connector: 13514590
- Service Connector: 19366844
- Description: 3-Way F 1.2 MCON-CB Series, Sealed (BK)

Terminal Part Information

Terminal Type ID	Terminated Lead	Diagnostic Test Probe	Terminal Removal Tool	Service Terminal	Tray Name	Core Crimp	Insulation Crimp
I	Not Required	J-35616-16 (LT GN)	No Tool Required	Not Required	Not Required	Not Required	Not Required

Pin	Size	Color	Circuit	Function	Terminal Type ID	Option
1	0.5	YE/BN	331	Oil Pressure Sensor Signal	I	LTG
2	0.5	BK/VT	2755	Oil Pressure Sensor Low Reference	I	LTG
3	0.5	WH/RD	2705	Oil Pressure Sensor 5V Reference	I	LTG

B39 AC EVAPORATOR TEMPERATURE SENSOR

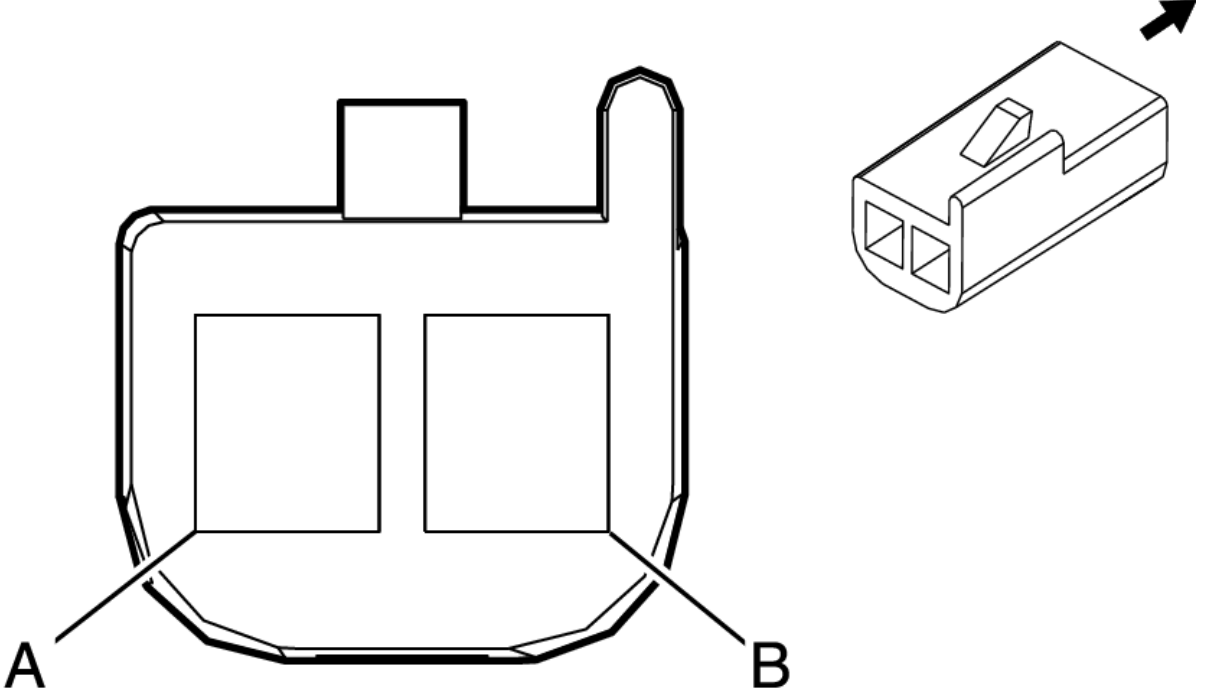

Connector Part Information

- Harness Type: HVAC
- OEM Connector: 12047662
- Service Connector: Service by Harness - See Part Catalog
- Description: 2-Way F 150 Metri-Pack Series (BK)

Terminal Part Information

Terminal Type ID	Terminated Lead	Diagnostic Test Probe	Terminal Removal Tool	Service Terminal	Tray Name	Core Crimp	Insulation Crimp
I	Not Required	No Tool Required	No Tool Required	Not Required	Not Required	Not Required	Not Required

Pin	Size	Color	Circuit	Function	Terminal Type ID	Option
A	0.35	BK/GY	6137	EVAP Core Temperature Sensor Signal	I	-
B	0.35	BK	1791	Air Temperature Door Control Low Reference	I	-

B47 FUEL PRESSURE SENSOR

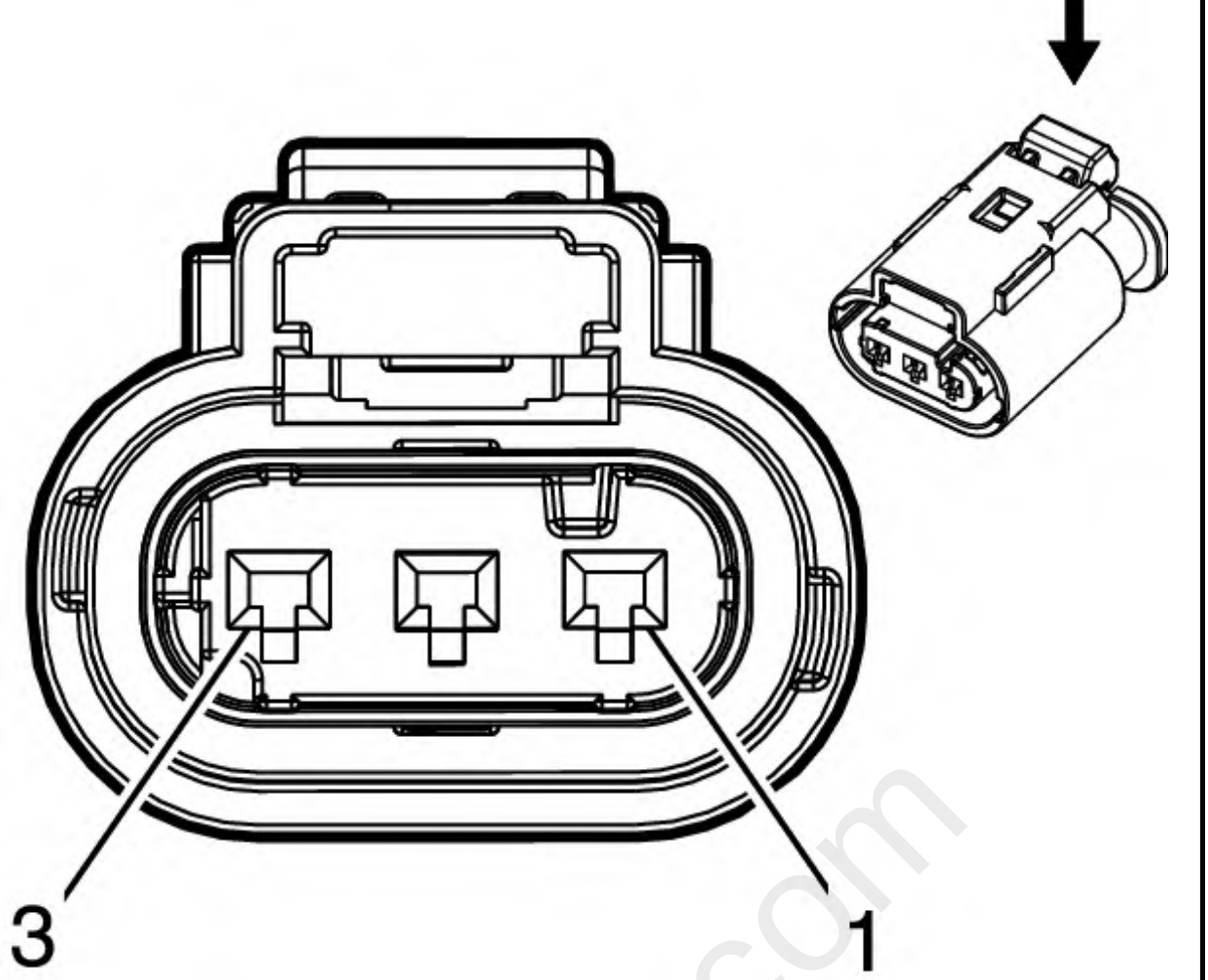

Connector Part Information

- Harness Type: Fuel Tank
- OEM Connector: 13503570
- Service Connector: Service by Harness - See Part Catalog
- Description: 3-Way F 1.2 Multilock Series, Sealed (BK)

Terminal Part Information

Terminal Type ID	Terminated Lead	Diagnostic Test Probe	Terminal Removal Tool	Service Terminal	Tray Name	Core Crimp	Insulation Crimp
I	Not Required	J-35616-16 (LT GN)	No Tool Required	Not Required	Not Required	Not Required	Not Required

Pin	Size	Color	Circuit	Function	Terminal Type ID	Option
1	0.5	BN/RD	7446	Fuel Line Pressure Sensor Signal	I	-
2	0.5 0.5	BK/YE BK/GN	7447 580	Fuel Line Pressure Sensor Low Reference Engine Control Sensors Low Reference (2)	I I	LH7 LTG/LYX
3	0.5	BU/WH	7445	Fuel Line Pressure Sensor 5V Reference	I	-

B47B FUEL RAIL PRESSURE SENSOR (LH7)

mcx30.com

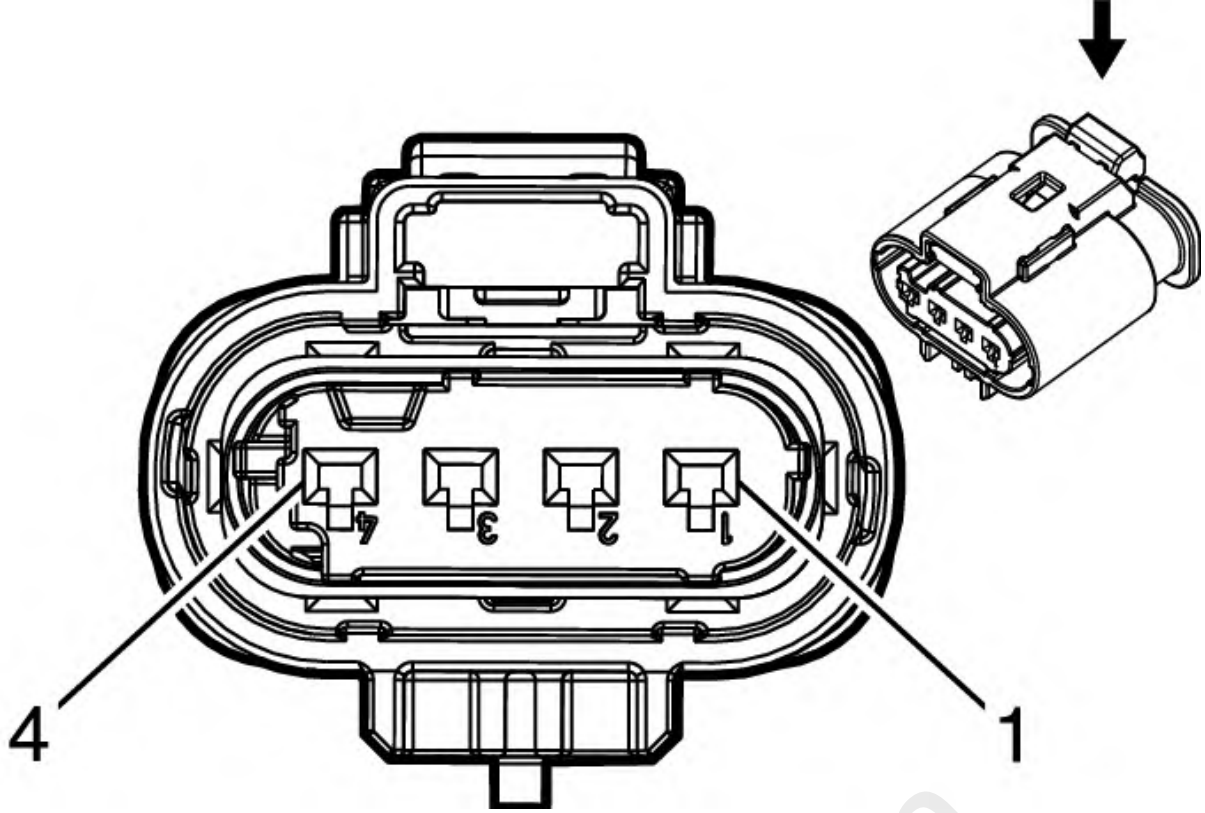

Connector Part Information

- Harness Type: Engine
- OEM Connector: 13503575
- Service Connector: 13587299
- Description: 4-Way F 1.2 Multilock Series, Sealed (BK)

Terminal Part Information

Terminal Type ID	Terminated Lead	Diagnostic Test Probe	Terminal Removal Tool	Service Terminal	Tray Name	Core Crimp	Insulation Crimp
I	Not Required	J-35616-16 (LT GN)	No Tool Required	Not Required	Not Required	Not Required	Not Required

Pin	Size	Color	Circuit	Function	Terminal Type ID	Option
1	0.5	BN/RD	2917	Fuel Rail Pressure Sensor 5V Reference	I	LH7
2	0.5	BN/YE	2161	Fuel Rail Pressure Sensor 2 Signal	I	LH7
3	0.5	BK/GN	2919	Fuel Rail Pressure Sensor Low Reference	I	LH7
4	0.5	BU/WH	2918	Fuel Rail Pressure Sensor Signal	I	LH7

B51F SUSPENSION HEIGHT SENSOR - FRONT (TR7)

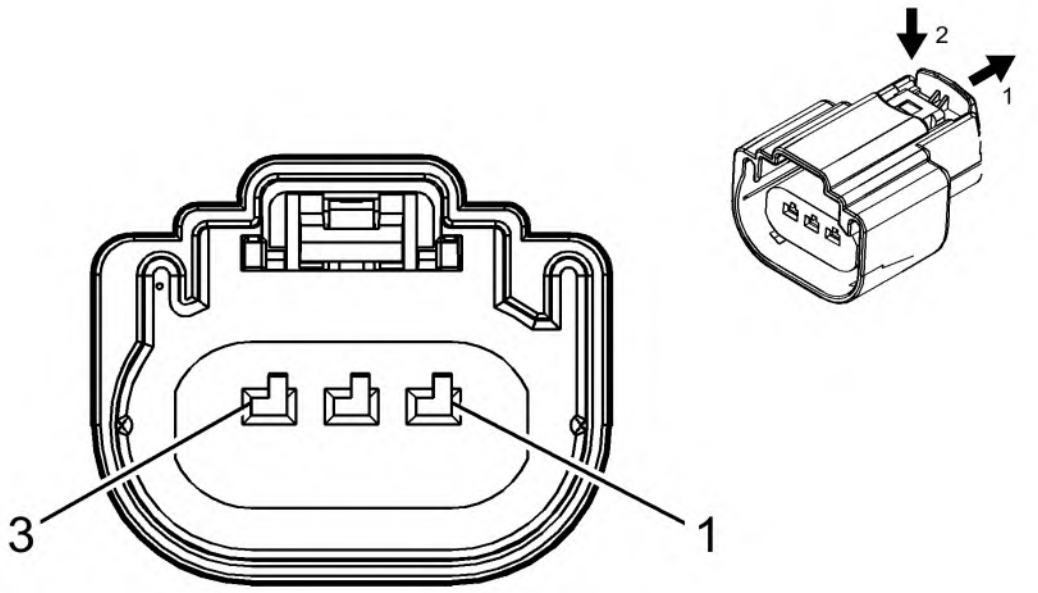

Connector Part Information

- Harness Type: Forward Lamp
- OEM Connector: 13510883
- Service Connector: 19356431
- Description: 3-Way F 150 MX Series, Sealed (GY)

Terminal Part Information

Terminal Type ID	Terminated Lead	Diagnostic Test Probe	Terminal Removal Tool	Service Terminal	Tray Name	Core Crimp	Insulation Crimp
I	Not Required	J-35616-14 (GN)	No Tool Required	Not Required	Not Required	Not Required	Not Required

Pin	Size	Color	Circuit	Function	Terminal Type ID	Option
1	0.35	WH/RD	7524	Front Axle Level Sensor 5V Reference	I	T4L+TR7
2	0.35	BK/GY	7526	Front Axle Level Sensor Low Reference	I	T4L+TR7
3	0.35	BN/WH	7525	Front Axle Level Sensor Signal	I	T4L+TR7

B51R SUSPENSION HEIGHT SENSOR - REAR (TR7)

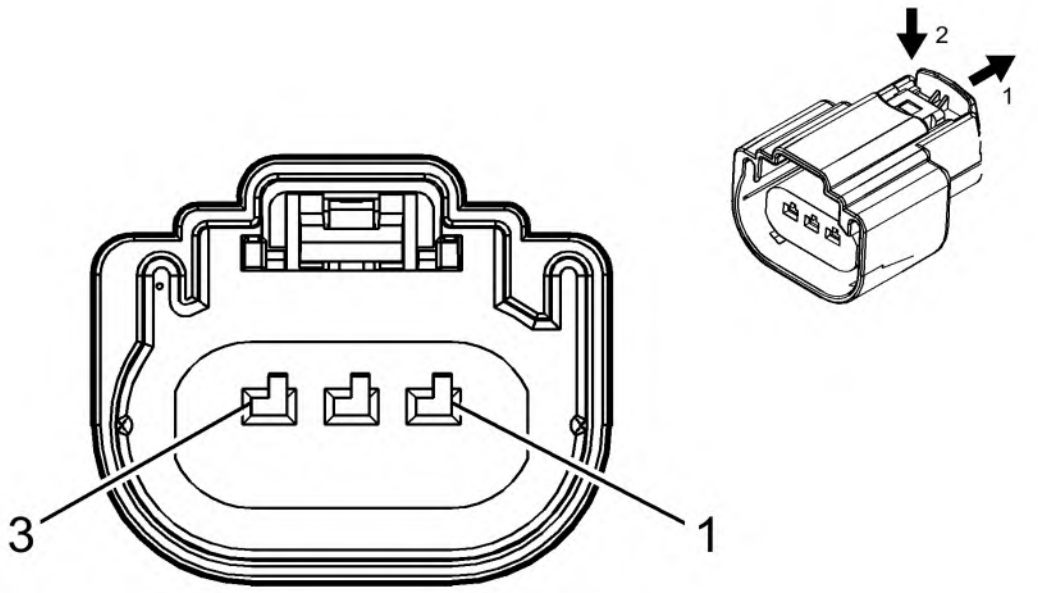

Connector Part Information

- Harness Type: Body
- OEM Connector: 160073-3106
- Service Connector: 19356431
- Description: 3-Way F 150 MX Series, Sealed (GY)

Terminal Part Information

Terminal Type ID	Terminated Lead	Diagnostic Test Probe	Terminal Removal Tool	Service Terminal	Tray Name	Core Crimp	Insulation Crimp
I	Not Required	J-35616-14 (GN)	No Tool Required	Not Required	Not Required	Not Required	Not Required

Pin	Size	Color	Circuit	Function	Terminal Type ID	Option
1	0.35	WH/RD	2165	Automatic Level Control Position Sensor 5V Reference	I	T4L+TR7
2	0.35	BK/BN	2185	Automatic Level Control Position Sensor Low Reference	I	T4L+TR7
3	0.35	BN	2184	Automatic Level Control Position Sensor Signal	I	T4L+TR7

B52A HEATED OXYGEN SENSOR 1 (LTG)

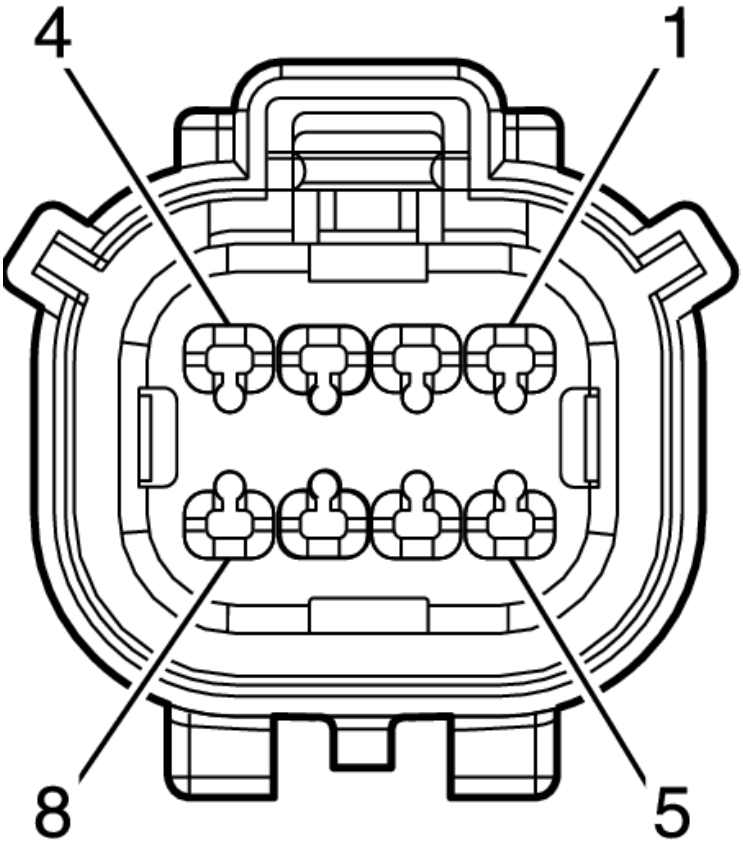

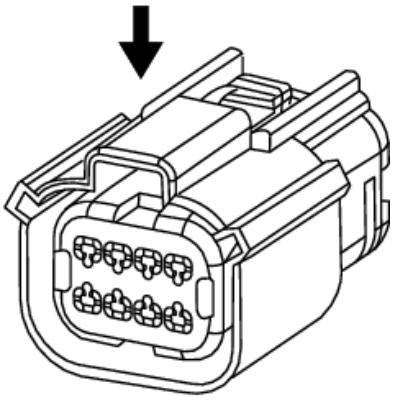

Connector Part Information

- Harness Type: Engine
- OEM Connector: 13586514
- Service Connector: 19330671
- Description: 8-Way F 150 MX Series, Sealed (BK)

Terminal Part Information

Terminal Type ID	Terminated Lead	Diagnostic Test Probe	Terminal Removal Tool	Service Terminal	Tray Name	Core Crimp	Insulation Crimp
I	Not Required	J-35616-14 (GN)	No Tool Required	Not Required	Not Required	Not Required	Not Required
II	Not Required	J-35616-2A (GY)	No Tool Required	Not Required	Not Required	Not Required	Not Required

Pin	Size	Color	Circuit	Function	Terminal Type ID	Option
1	0.5	BN	6934	Heated Oxygen Sensor Ground	II	LTG
2	0.5	YE/GY	6936	Heated Oxygen Sensor Collector Signal	II	LTG
3	0.5	BN/WH	6933	Heated Oxygen Sensor Current Pump Signal	II	LTG
4	-	-	-	Not Occupied	-	-
5	0.5	VT/BU	5293	Powertrain Main Relay Fused Supply 4	I	LTG
6	0.5	GY/WH	3113	Heated Oxygen Sensor Heater Low Control Bank 1 Sensor 1	I	LTG
7	0.5	GN	6935	Heated Oxygen Sensor Current Adjust Signal	I	LTG
8	-	-	-	Not Occupied	-	-

f150gen30.com

B52A HEATED OXYGEN SENSOR 1 (LYX)

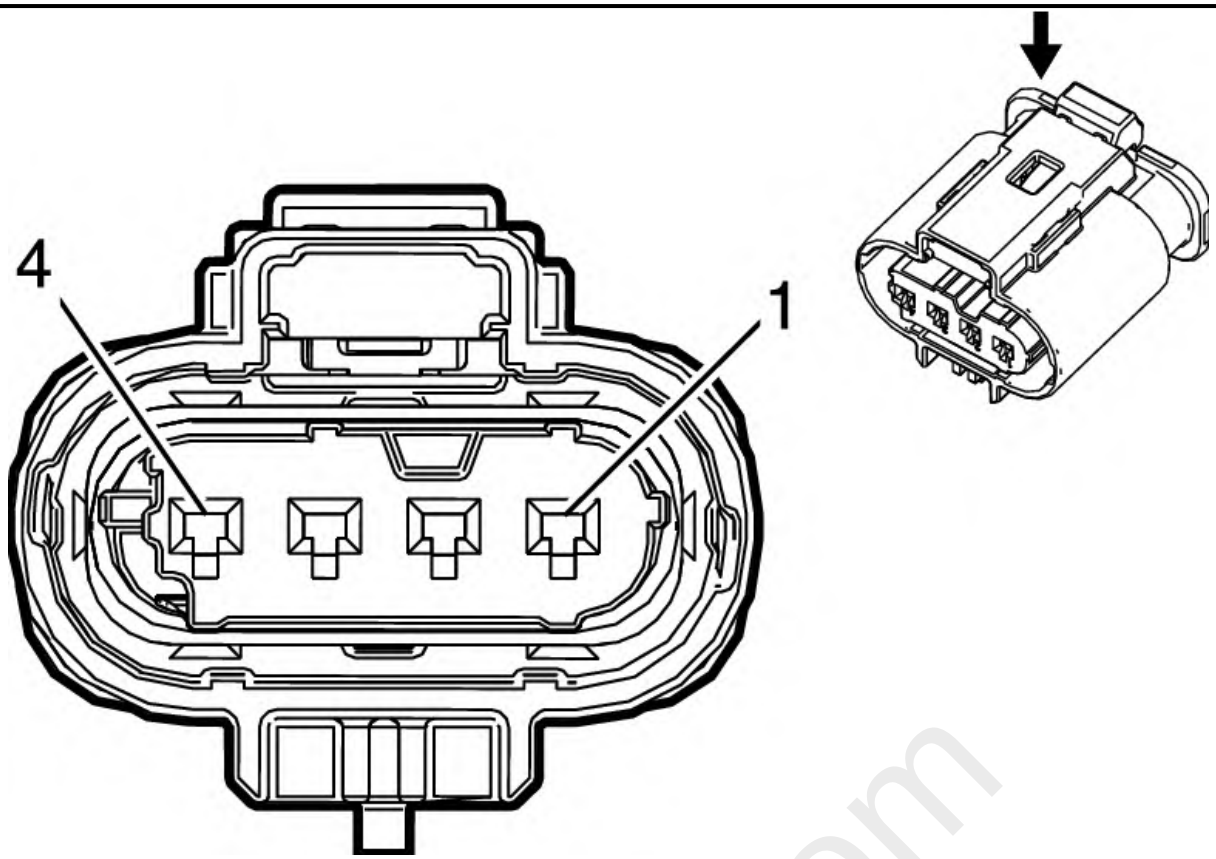

Connector Part Information

- Harness Type: Engine
- OEM Connector: 13503577
- Service Connector: 19301716
- Description: 4-Way F 1.2 Multilock Series, Sealed (D-GY)

Terminal Part Information

Terminal Type ID	Terminated Lead	Diagnostic Test Probe	Terminal Removal Tool	Service Terminal	Tray Name	Core Crimp	Insulation Crimp
I	Not Required	J-35616-16 (LT GN)	No Tool Required	Not Required	Not Required	Not Required	Not Required

Pin	Size	Color	Circuit	Function	Terminal Type ID	Option
1	0.5	GY/WH	3113	Heated Oxygen Sensor Heater Low Control Bank 1 Sensor 1	I	LYX
2	0.5	VT/BU	5293	Powertrain Main Relay Fused Supply 4	I	LYX
3	0.5	WH/BK	3111	Heated Oxygen Sensor Low Signal Bank 1 Sensor 1	I	LYX
4	0.5	VT/GY	3110	Heated Oxygen Sensor High Signal Bank 1 Sensor 1	I	-

B52B HEATED OXYGEN SENSOR 2 (LTG)

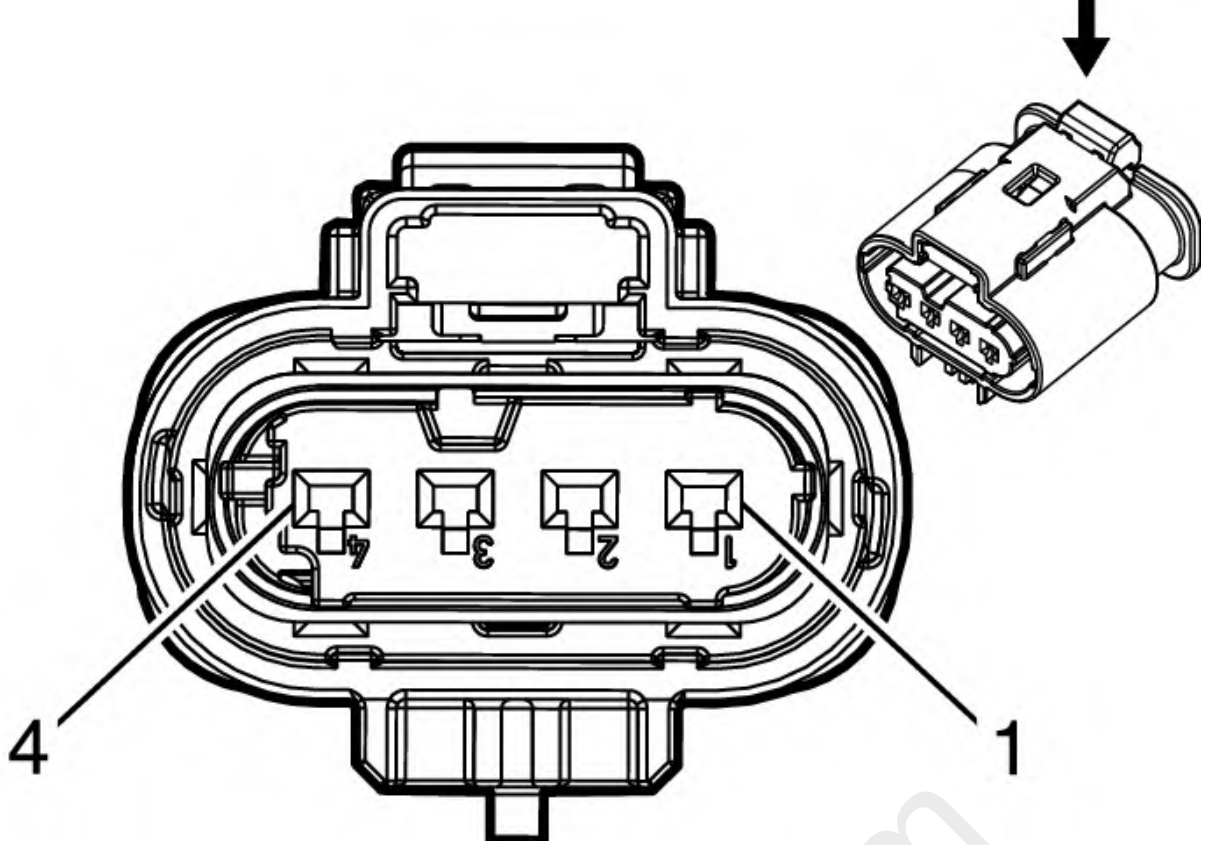

Connector Part Information

- Harness Type: Engine
- OEM Connector: 13503576
- Service Connector: 13587298
- Description: 4-Way F 1.2 Multilock Series, Sealed (L-GY)

Terminal Part Information

Terminal Type ID	Terminated Lead	Diagnostic Test Probe	Terminal Removal Tool	Service Terminal	Tray Name	Core Crimp	Insulation Crimp
I	Not Required	J-35616-16 (LT GN)	No Tool Required	Not Required	Not Required	Not Required	Not Required

Pin	Size	Color	Circuit	Function	Terminal Type ID	Option
1	0.5	GY/WH	3122	Heated Oxygen Sensor Heater Low Control Bank 1 Sensor 2	I	LTG
2	0.5	VT/BU	5294	Powertrain Main Relay Fused Supply 5	I	LTG
3	0.5	WH/YE	3121	Heated Oxygen Sensor Low Signal Bank 1 Sensor 2	I	LTG
4	0.5	VT/BU	3120	Heated Oxygen Sensor High Signal Bank 1 Sensor 2	I	LTG

B52B HEATED OXYGEN SENSOR 2 (LYX)

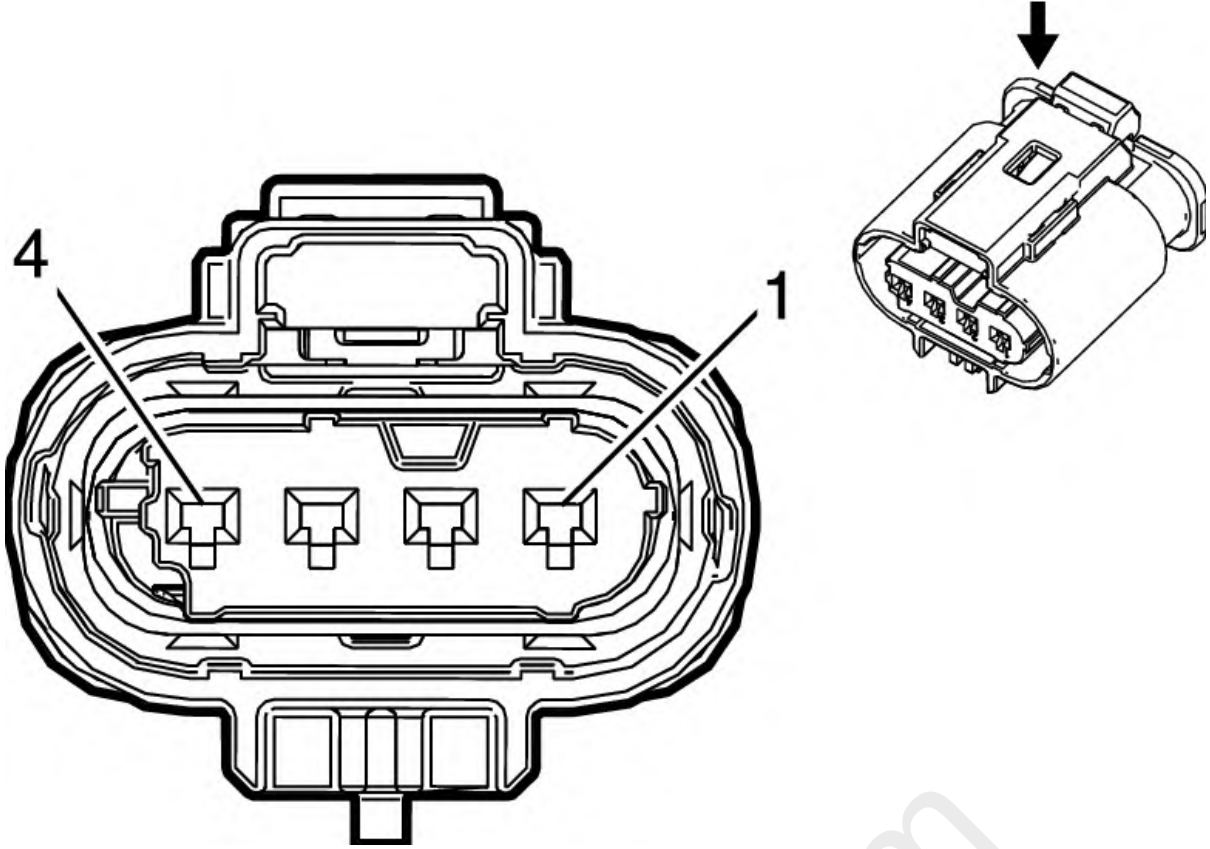

Connector Part Information

- Harness Type: Engine
- OEM Connector: 13503577
- Service Connector: 19301716
- Description: 4-Way F 1.2 Multilock Series, Sealed (D-GY)

Terminal Part Information

Terminal Type ID	Terminated Lead	Diagnostic Test Probe	Terminal Removal Tool	Service Terminal	Tray Name	Core Crimp	Insulation Crimp
I	Not Required	J-35616-16 (LT GN)	No Tool Required	Not Required	Not Required	Not Required	Not Required

Pin	Size	Color	Circuit	Function	Terminal Type ID	Option
1	0.5	GY/WH	3122	Heated Oxygen Sensor Heater Low Control Bank 1 Sensor 2	I	-
2	0.5	VT/BU	5294	Powertrain Main Relay Fused Supply 5	I	-
3	0.5	WH/YE	3121	Heated Oxygen Sensor Low Signal Bank 1 Sensor 2	I	-
4	0.5	VT/BU	3120	Heated Oxygen Sensor High Signal Bank 1 Sensor 2	I	-

B55 ENGINE HOOD SWITCH

m030.com

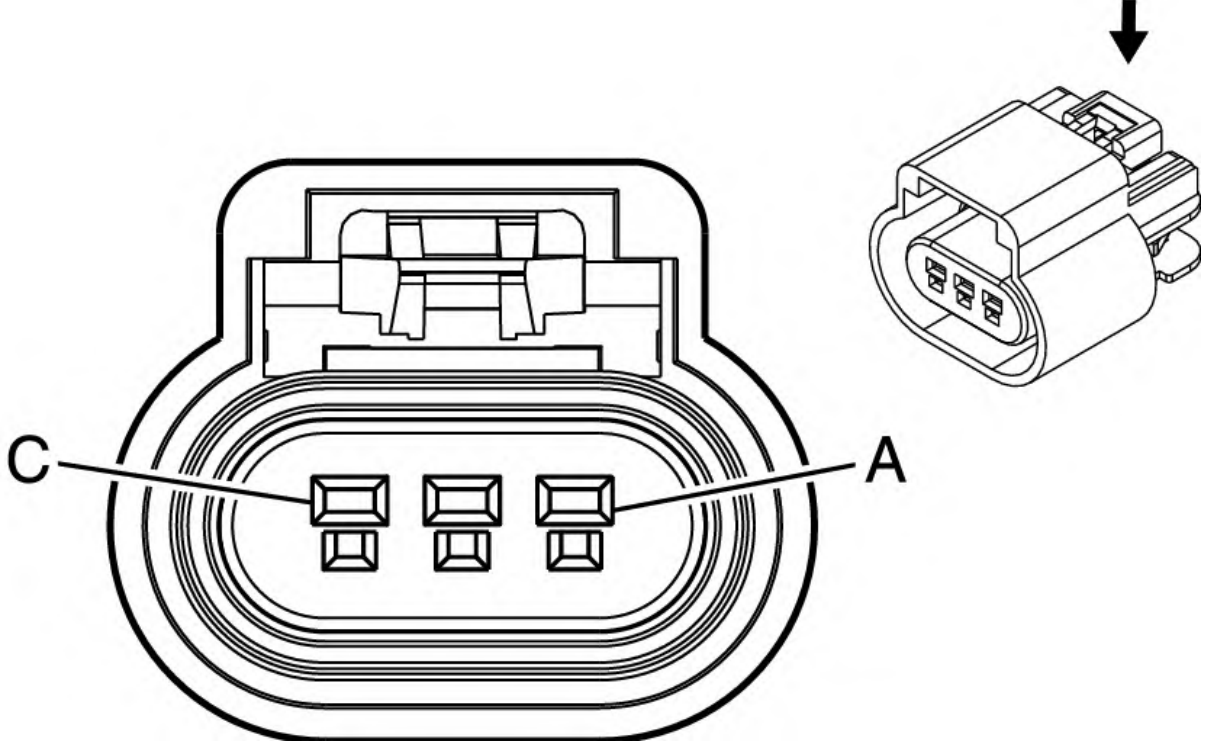

Connector Part Information

- Harness Type: Body
- OEM Connector: 19153104
- Service Connector: 19368886
- Description: 3-Way F 150 GT Series, Sealed (BK)

Terminal Part Information

Terminal Type ID	Terminated Lead	Diagnostic Test Probe	Terminal Removal Tool	Service Terminal	Tray Name	Core Crimp	Insulation Crimp
I	Not Required	J-35616-14 (GN)	No Tool Required	Not Required	Not Required	Not Required	Not Required

Pin	Size	Color	Circuit	Function	Terminal Type ID	Option
A	0.35	YE	5530	Hood Open Switch Signal	I	KL9
B	0.35	BN/GN	4064	Hood Status B Signal	I	-
C	0.35	BK	1150	Ground	I	-

B59L FRONT IMPACT SENSOR - LEFT

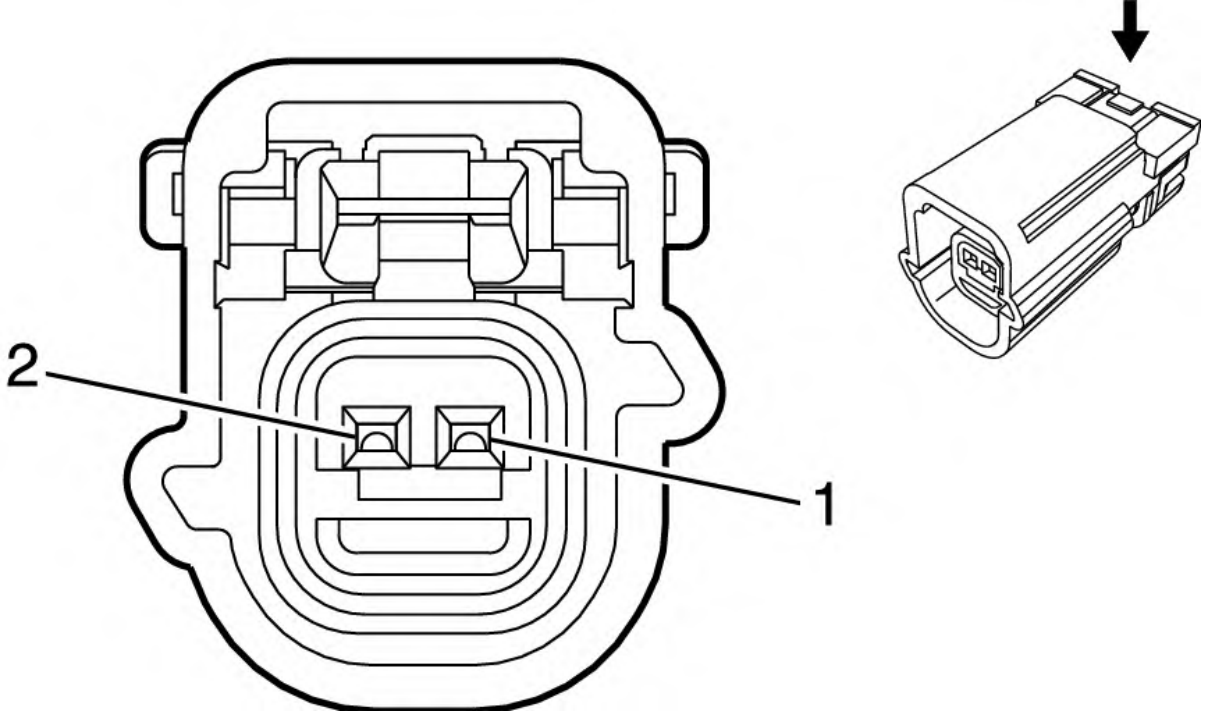

Connector Part Information

- Harness Type: Body
- OEM Connector: 13598827
- Service Connector: 19333025
- Description: 2-Way F 0.64 OCS Series (GY)

Terminal Part Information

Terminal Type ID	Terminated Lead	Diagnostic Test Probe	Terminal Removal Tool	Service Terminal	Tray Name	Core Crimp	Insulation Crimp
I	Not Required	J-35616-64B (LT BU)	No Tool Required	Not Required	Not Required	Not Required	Not Required

Pin	Size	Color	Circuit	Function	Terminal Type ID	Option
1	0.35	OG/YE	354	Left Front Discriminating Sensor Signal	I	AY0/AJG
2	0.35	BK/OG	5045	Left Front Discriminating Sensor Low Reference	I	AY0/AJG

B59R FRONT IMPACT SENSOR - RIGHT

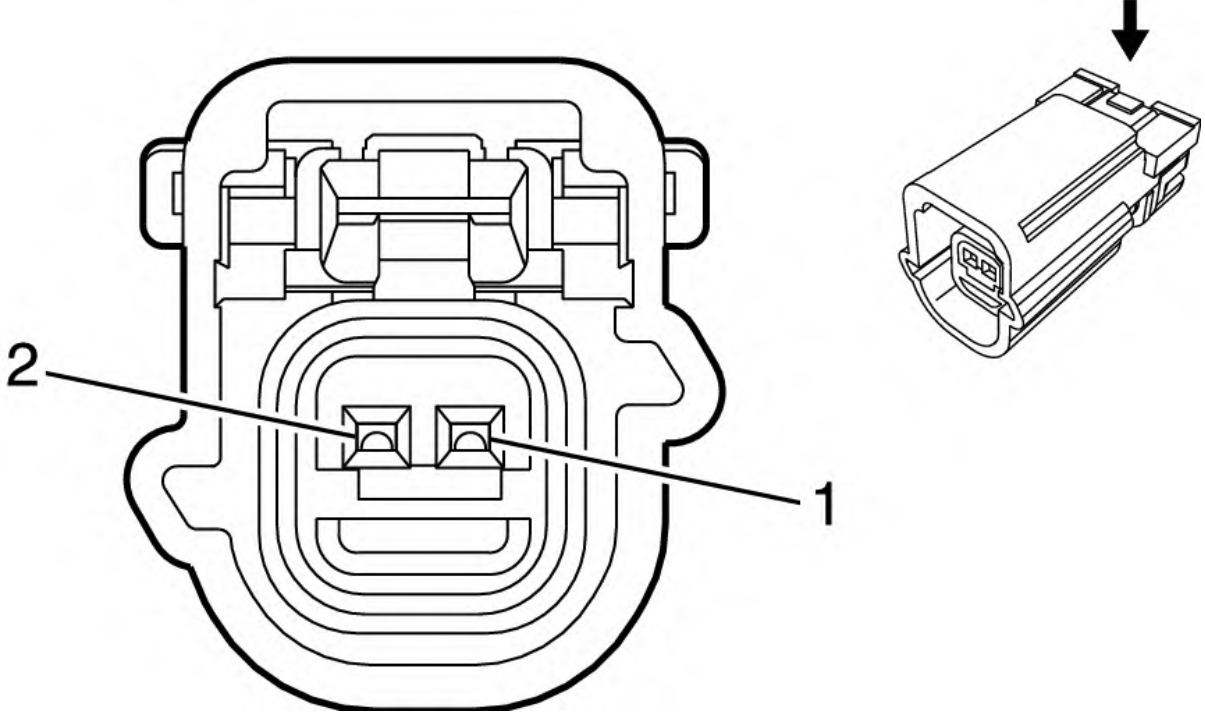

Connector Part Information

- Harness Type: Forward Lamp
- OEM Connector: 13598827
- Service Connector: 19333025
- Description: 2-Way F 0.64 OCS Series (GY)

Terminal Part Information

Terminal Type ID	Terminated Lead	Diagnostic Test Probe	Terminal Removal Tool	Service Terminal	Tray Name	Core Crimp	Insulation Crimp
I	Not Required	J-35616-64B (LT BU)	No Tool Required	Not Required	Not Required	Not Required	Not Required

Pin	Size	Color	Circuit	Function	Terminal Type ID	Option
1	0.5	OG/GN	1409	Right Front Discriminating Sensor Signal	I	-
2	0.5	BK/OG	5600	Right Front Discriminating Sensor Low Reference	I	-

B60 PASSENGER PRESENCE SENSOR (UHH-AL0)

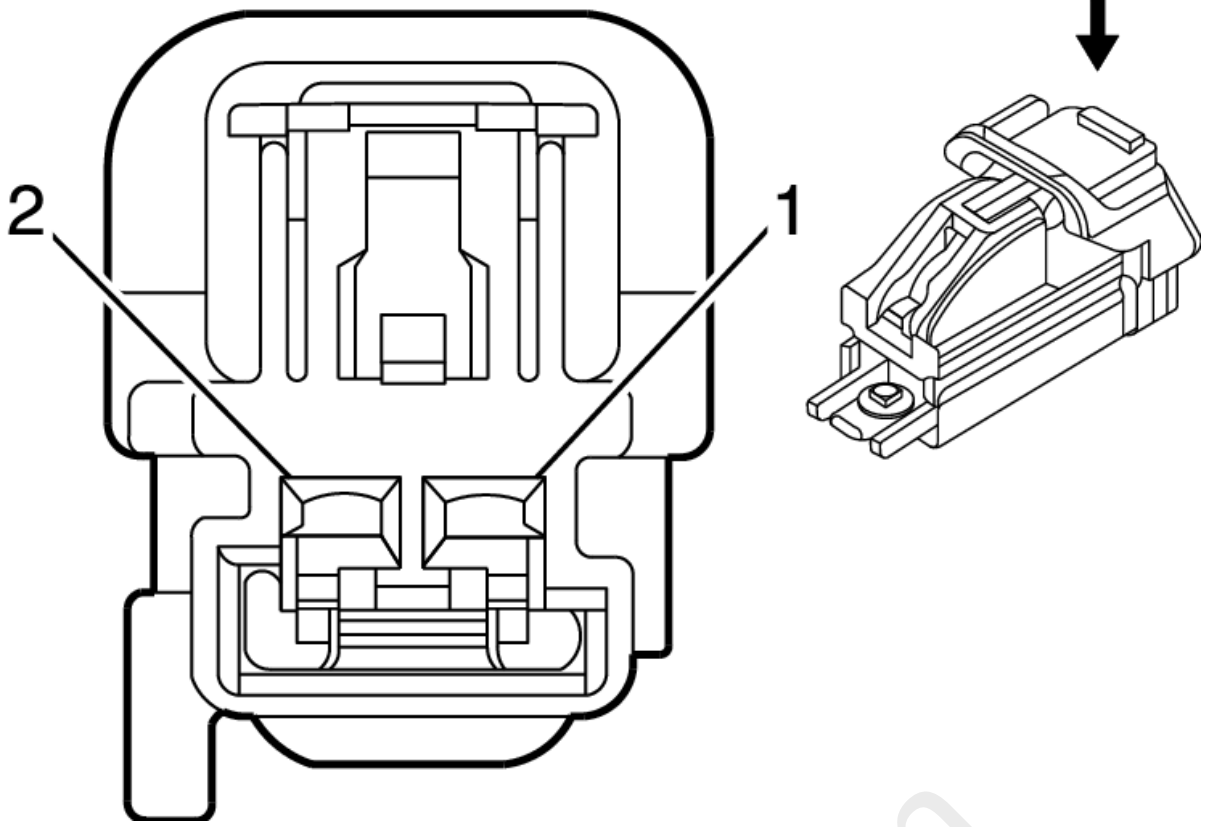

Connector Part Information

- Harness Type: Passenger Seat
- OEM Connector: 7283-6443-40
- Service Connector: Service by Harness - See Part Catalog
- Description: 2-Way F 1.5 YESC Series (L-GY)

Terminal Part Information

Terminal Type ID	Terminated Lead	Diagnostic Test Probe	Terminal Removal Tool	Service Terminal	Tray Name	Core Crimp	Insulation Crimp
I	Not Required	J-35616-2A (GY)	No Tool Required	Not Required	Not Required	Not Required	Not Required

Pin	Size	Color	Circuit	Function	Terminal Type ID	Option
1	0.5	OG/BN	7571	Passenger Seat Belt Reminder Signal	I	-
2	0.5	BK/OG	1361	Passenger Seat Belt Switch Low Reference	I	-

B61P SEAT BELT TENSION SENSOR - PASSENGER (AL0)

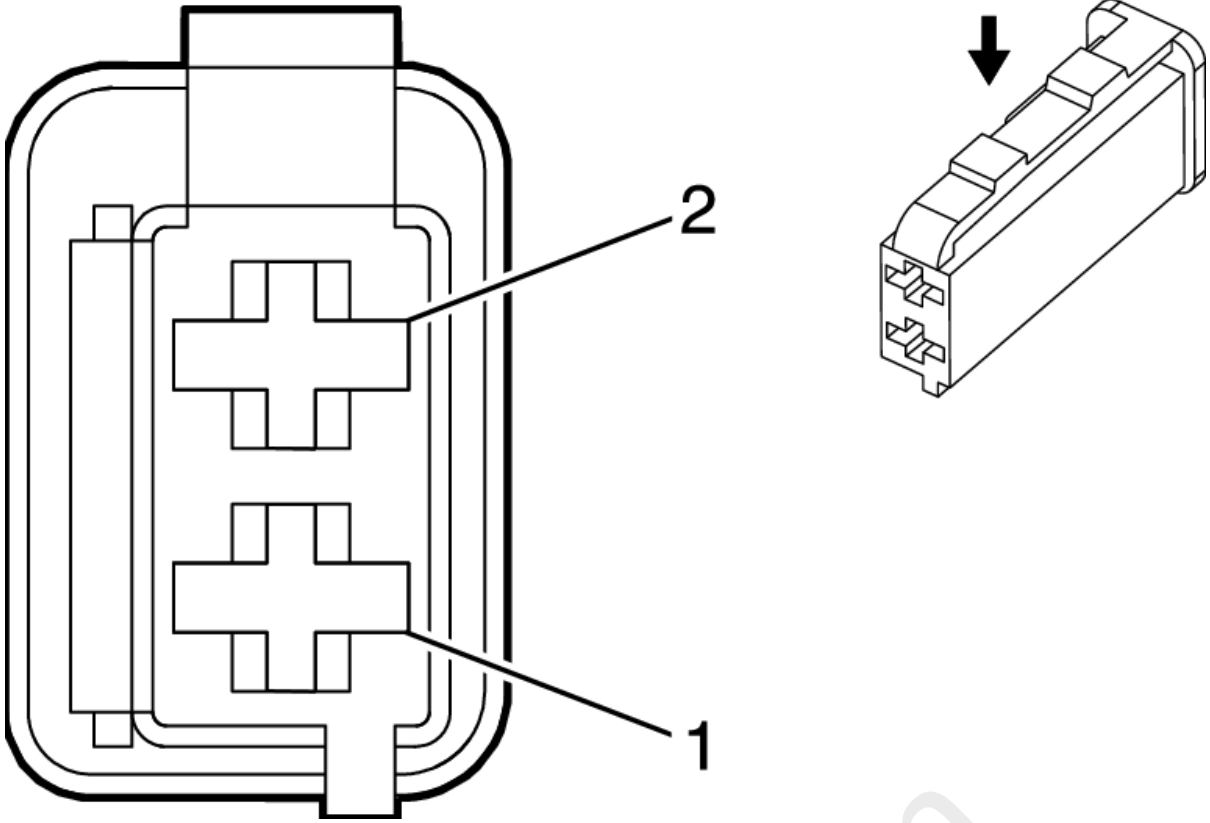

Connector Part Information

- Harness Type: Body
- OEM Connector: 19179871
- Service Connector: 13580951
- Description: 2-Way F 1.6 Timer Series (BK)

Terminal Part Information

Terminal Type ID	Terminated Lead	Diagnostic Test Probe	Terminal Removal Tool	Service Terminal	Tray Name	Core Crimp	Insulation Crimp
I	Not Required	J-35616-14 (GN)	No Tool Required	Not Required	Not Required	Not Required	Not Required

Pin	Size	Color	Circuit	Function	Terminal Type ID	Option
1	0.35	OG/BN	3947	Automatic Locking Retractor Switch Signal	I	AL0+AY0
2	0.35	GY/OG	3946	Automatic Locking Retractor Switch Low Reference	I	AL0+AY0

B63LF SIDE IMPACT SENSOR - LEFT FRONT

mv30.com

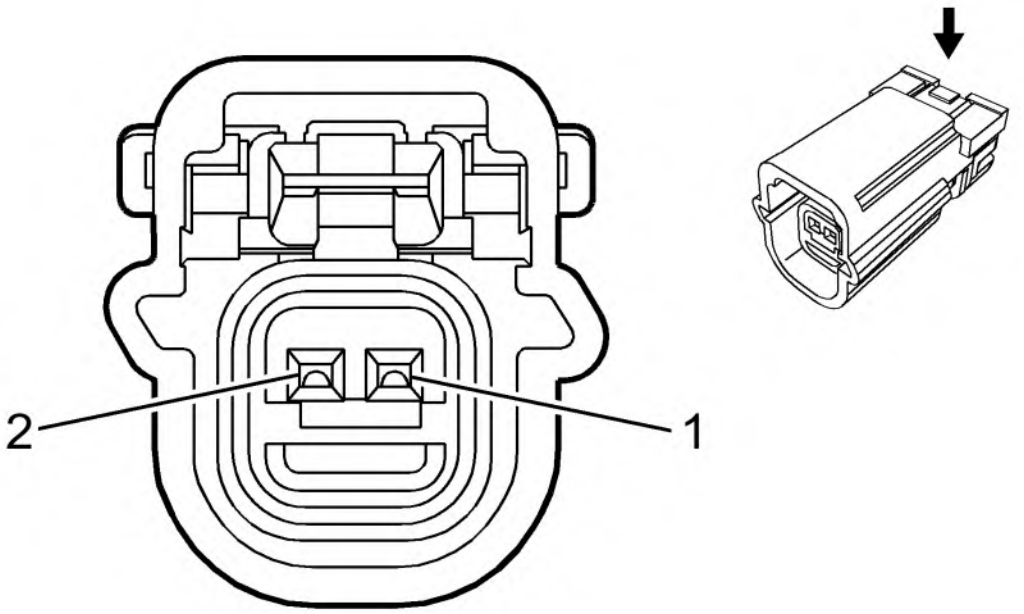

Connector Part Information

- Harness Type: Driver Door
- OEM Connector: 33174099
- Service Connector: Service by Harness - See Part Catalog
- Description: 2-Way F 0.64 OCS Series, Sealed (GN)

Terminal Part Information

Terminal Type ID	Terminated Lead	Diagnostic Test Probe	Terminal Removal Tool	Service Terminal	Tray Name	Core Crimp	Insulation Crimp
I	Not Required	J-35616-64B (LT BU)	No Tool Required	Not Required	Not Required	Not Required	Not Required

Pin	Size	Color	Circuit	Function	Terminal Type ID	Option
1	0.35	OG/GN	2132	Left Front Side Impact Sensing Module Signal	I	-
2	0.35	BK/OG	6628	Left Front Side Impact Sensing Module Low Reference	I	-

B63LR SIDE IMPACT SENSOR - LEFT REAR

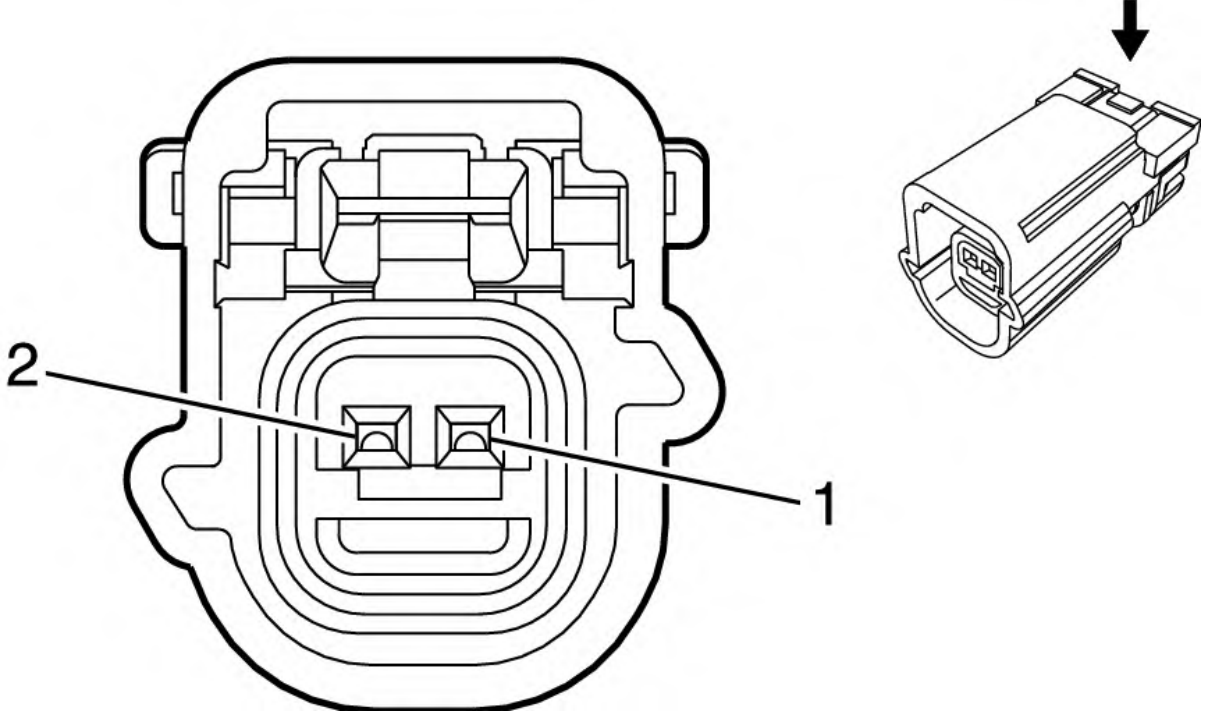

Connector Part Information

- Harness Type: Body
- OEM Connector: 33174097
- Service Connector: 19333025
- Description: 2-Way F 0.64 OCS Series (GY)

Terminal Part Information

Terminal Type ID	Terminated Lead	Diagnostic Test Probe	Terminal Removal Tool	Service Terminal	Tray Name	Core Crimp	Insulation Crimp
I	Not Required	J-35616-64B (LT BU)	No Tool Required	Not Required	Not Required	Not Required	Not Required

Pin	Size	Color	Circuit	Function	Terminal Type ID	Option
1	0.35	OG/BU	6620	Left Middle Side Impact Sensing Module Signal	I	-
2	0.35	BK/OG	6621	Left Middle Side Impact Sensing Module Low Reference	I	-

B63RF SIDE IMPACT SENSOR - RIGHT FRONT

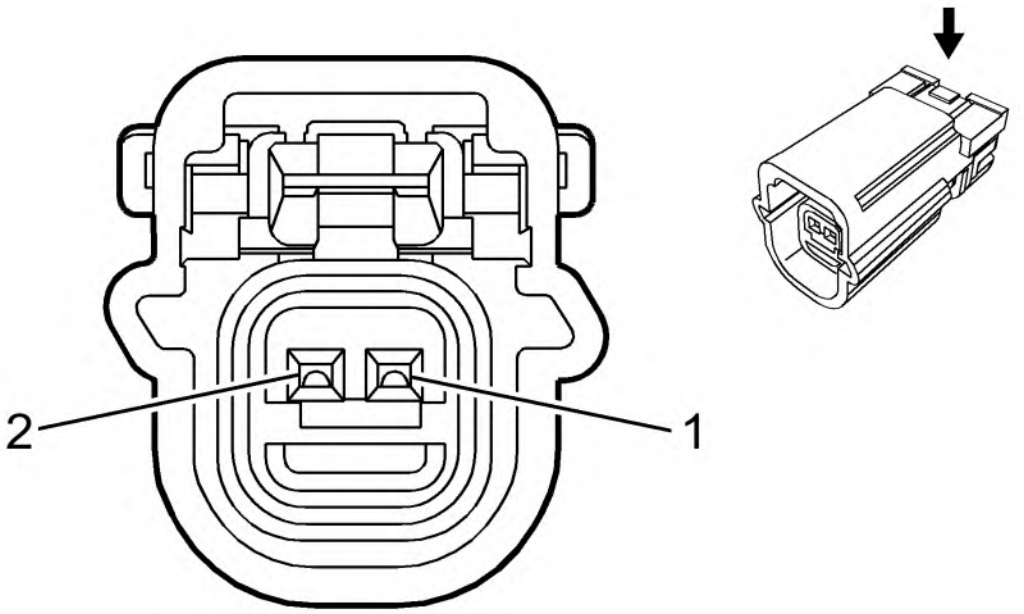

Connector Part Information

- Harness Type: Passenger Door
- OEM Connector: 33174099
- Service Connector: Service by Harness - See Part Catalog
- Description: 2-Way F 0.64 OCS Series, Sealed (GN)

Terminal Part Information

Terminal Type ID	Terminated Lead	Diagnostic Test Probe	Terminal Removal Tool	Service Terminal	Tray Name	Core Crimp	Insulation Crimp
I	Not Required	J-35616-64B (LT BU)	No Tool Required	Not Required	Not Required	Not Required	Not Required

Pin	Size	Color	Circuit	Function	Terminal Type ID	Option
1	0.35	BN/OG	2134	Right Front Side Impact Sensing Module Signal	I	-
2	0.35	BK/OG	6629	Right Front Side Impact Sensing Module Low Reference	I	-

B63RR SIDE IMPACT SENSOR - RIGHT REAR

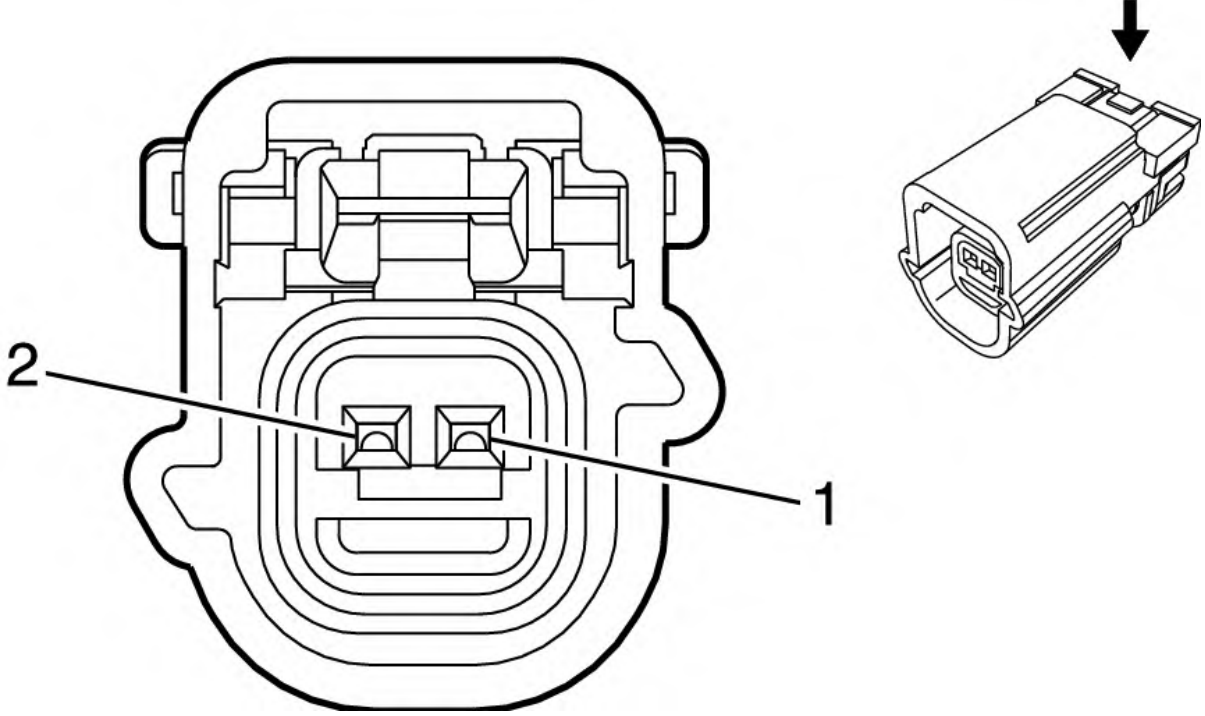

Connector Part Information

- Harness Type: Body
- OEM Connector: 33174097
- Service Connector: 19333025
- Description: 2-Way F 0.64 OCS Series (GY)

Terminal Part Information

Terminal Type ID	Terminated Lead	Diagnostic Test Probe	Terminal Removal Tool	Service Terminal	Tray Name	Core Crimp	Insulation Crimp
I	Not Required	J-35616-64B (LT BU)	No Tool Required	Not Required	Not Required	Not Required	Not Required

Pin	Size	Color	Circuit	Function	Terminal Type ID	Option
1	0.35	OG/VT	6624	Right Middle Side Impact Sensing Module Signal	I	-
2	0.35	BK/OG	6625	Right Middle Side Impact Sensing Module Low Reference	I	-

B65 INTAKE MANIFOLD PRESSURE AND AIR TEMPERATURE SENSOR (LH7/LYX)

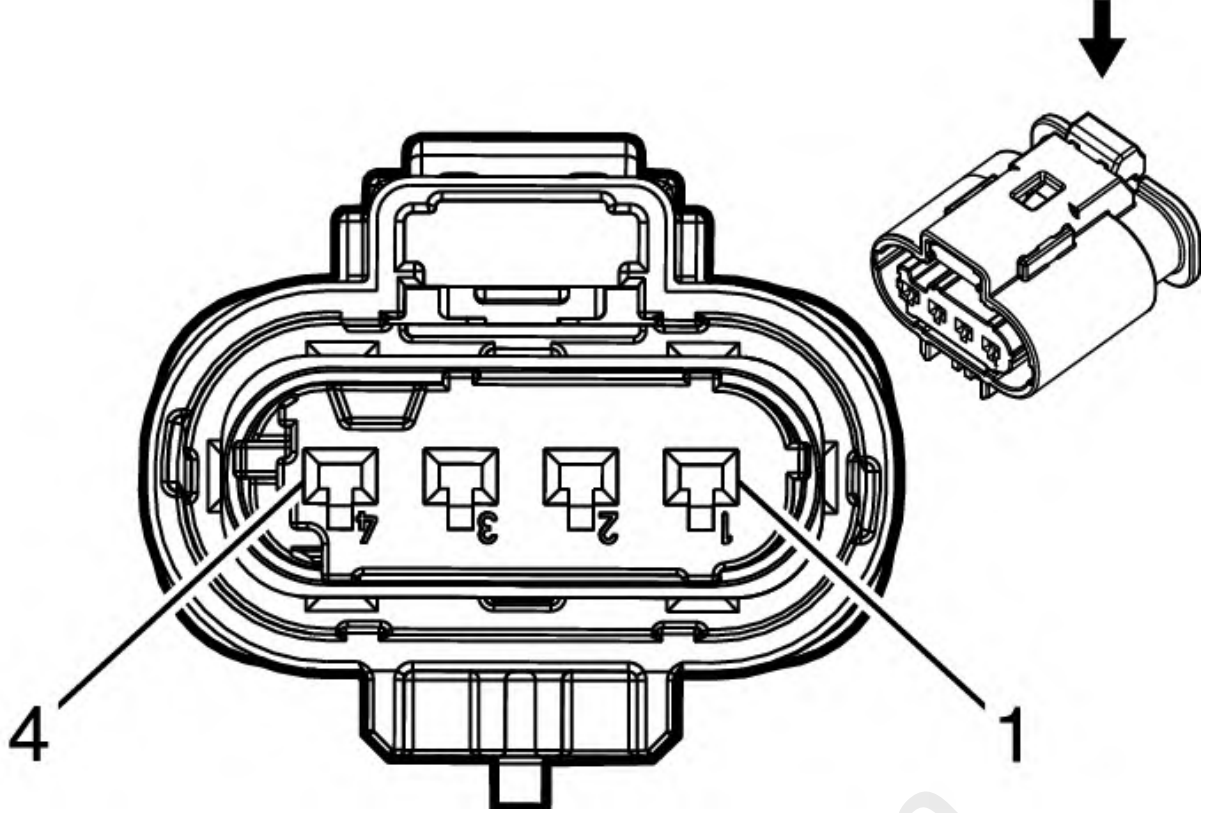

Connector Part Information

- Harness Type: Engine
- OEM Connector: 13503575
- Service Connector: 13587299
- Description: 4-Way F 1.2 Multilock Series, Sealed (BK)

Terminal Part Information

Terminal Type ID	Terminated Lead	Diagnostic Test Probe	Terminal Removal Tool	Service Terminal	Tray Name	Core Crimp	Insulation Crimp
I	Not Required	J-35616-16 (LT GN)	No Tool Required	Not Required	Not Required	Not Required	Not Required

Pin	Size	Color	Circuit	Function	Terminal Type ID	Option
1	0.5 0.5	BN WH/BU	7348 7329	Induction Air Temperature Sensor 2 Signal Pre-Throttle Air Temp and Press (TMAP) Temperature Signal	I I	LH7 LYX
2	0.5 0.5	GY/RD BK/VT	2704 7331	Manifold Absolute Pressure Sensor 5V Reference Pre Throttle Air Temp and Press (TMAP) 5V Reference	I I	LH7 LYX
3	0.5 0.5	BK/GN GY/RD	469 7332	Manifold Absolute Pressure Sensor Low Reference Pre Throttle Air Temp and Press (TMAP) Low Reference	I I	LH7 LYX
4	0.5 0.5	GN/WH VT/BU	432 7330	Manifold Absolute Pressure Sensor Signal Pre Throttle Air Temp and Press (TMAP) Air Pressure Signal	I I	LH7 LYX

B68A KNOCK SENSOR 1 (LTG/LYX)

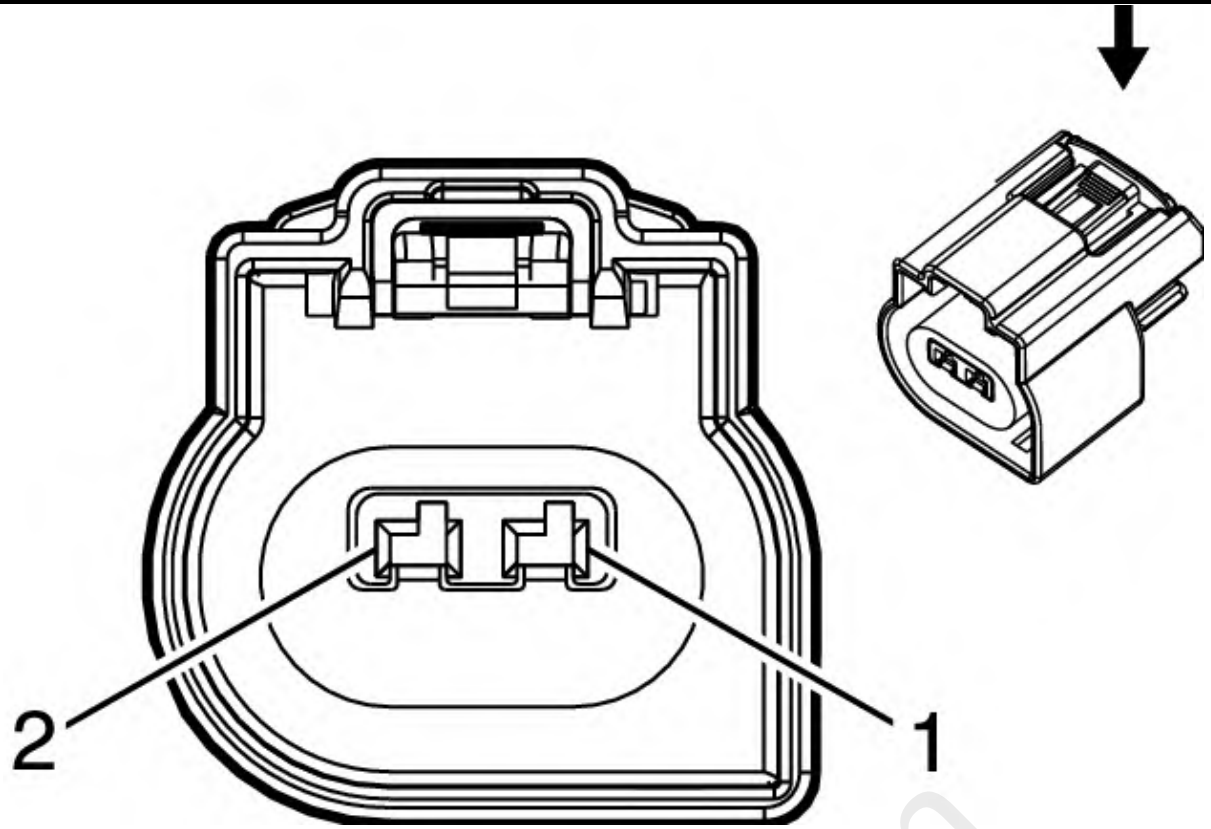

Connector Part Information

- Harness Type: Engine
- OEM Connector: 13583154
- Service Connector: 19301207
- Description: 2-Way F 150 MX Series, Sealed (BK)

Terminal Part Information

Terminal Type ID	Terminated Lead	Diagnostic Test Probe	Terminal Removal Tool	Service Terminal	Tray Name	Core Crimp	Insulation Crimp
I	Not Required	J-35616-2A (GY)	No Tool Required	Not Required	Not Required	Not Required	Not Required

Pin	Size	Color	Circuit	Function	Terminal Type ID	Option
1	0.5	VT/GY	496	Knock Sensor Signal 1	I	-
2	0.5	BK/YE	1716	Knock Sensor Low Reference 1	I	-

B68B KNOCK SENSOR 2 (LTG/LYX)

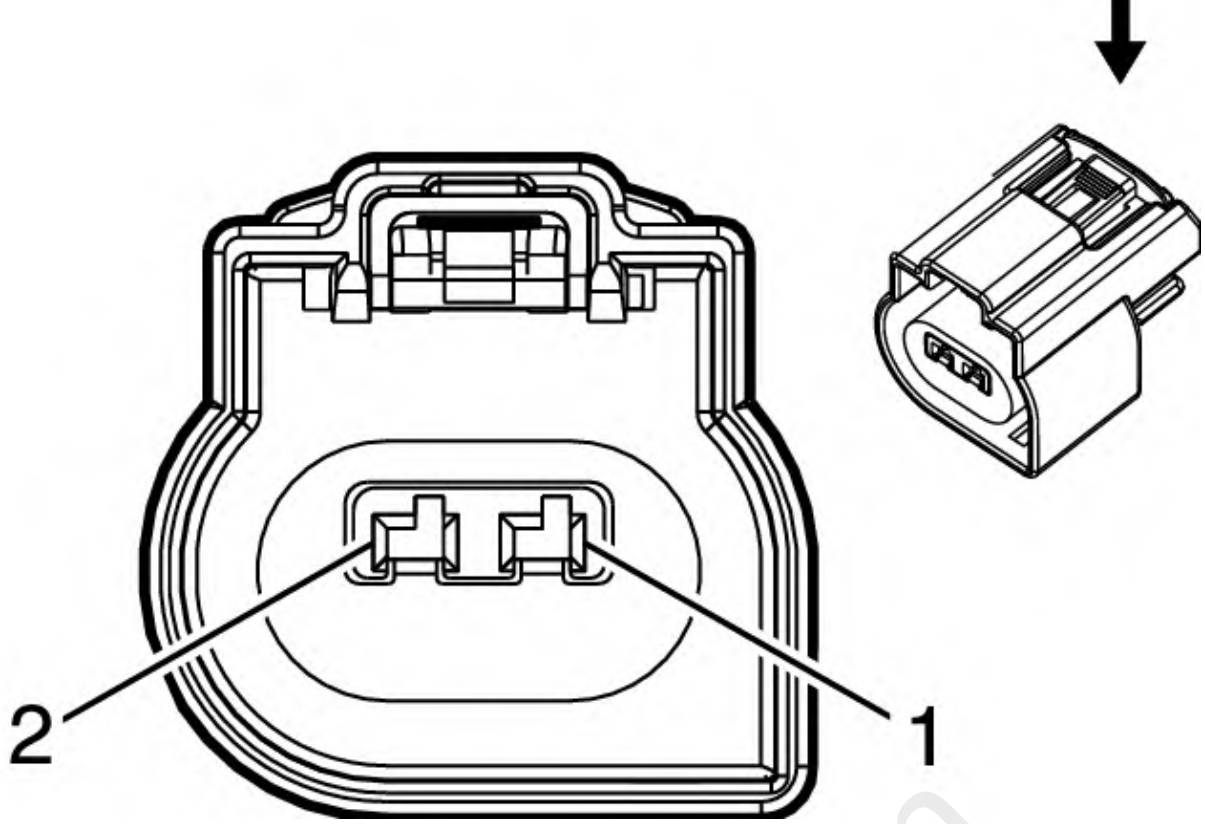

Connector Part Information

- Harness Type: Engine
- OEM Connector: 13583154
- Service Connector: 19301207
- Description: 2-Way F 150 MX Series, Sealed (BK)

Terminal Part Information

Terminal Type ID	Terminated Lead	Diagnostic Test Probe	Terminal Removal Tool	Service Terminal	Tray Name	Core Crimp	Insulation Crimp
I	Not Required	J-35616-2A (GY)	No Tool Required	Not Required	Not Required	Not Required	Not Required

Pin	Size	Color	Circuit	Function	Terminal Type ID	Option
1	0.5	WH/GY	1876	Knock Sensor Signal 2	I	-
2	0.5	BK/GY	2303	Knock Sensor Low Reference 2	I	-

B70 LIFTGATE CLOSE SWITCH (TB5/TC2)

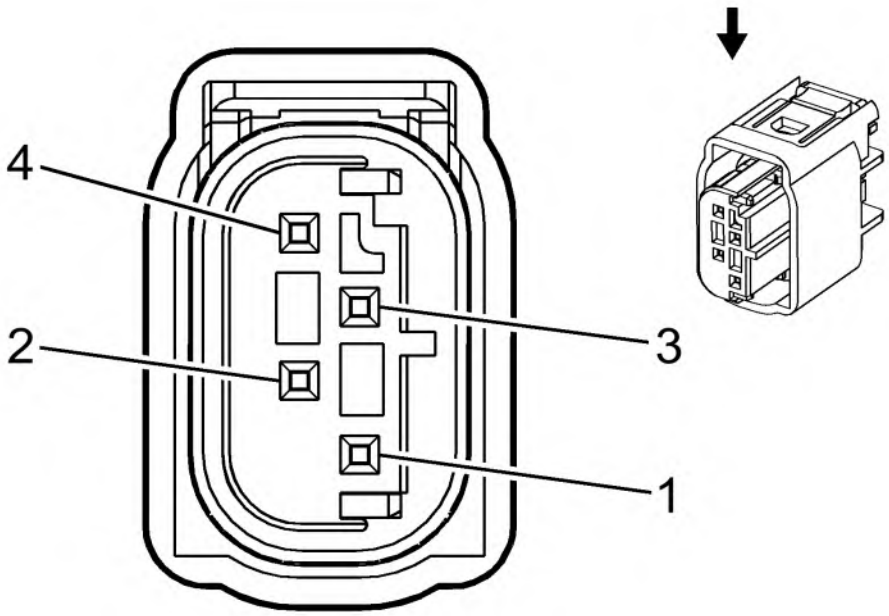

Connector Part Information

- Harness Type: Liftgate
- OEM Connector: 90484986
- Service Connector: Service by Harness - See Part Catalog
- Description: 4-Way F 0.64 Micro-Quadlock Series, Sealed (BK)

Terminal Part Information

Terminal Type ID	Terminated Lead	Diagnostic Test Probe	Terminal Removal Tool	Service Terminal	Tray Name	Core Crimp	Insulation Crimp
I	Not Required	J-35616-64B (LT BU)	No Tool Required	Not Required	Not Required	Not Required	Not Required

Pin	Size	Color	Circuit	Function	Terminal Type ID	Option
1	0.35	BK	2550	Ground	I	TB5/TC2
2	0.35	GY/WH	3034	Lift Gate Shut Face Switch LED Control	I	TB5/TC2
3	0.35	BK/VT	4656	Rear Closure Object Sensor Low Reference	I	TB5/TC2
4	0.35	GN	3033	Lift Gate Shut Face Switch Signal	I	TB5/TC2

B71L LIFTGATE OBJECT SENSOR - LEFT (TB5/TC2)

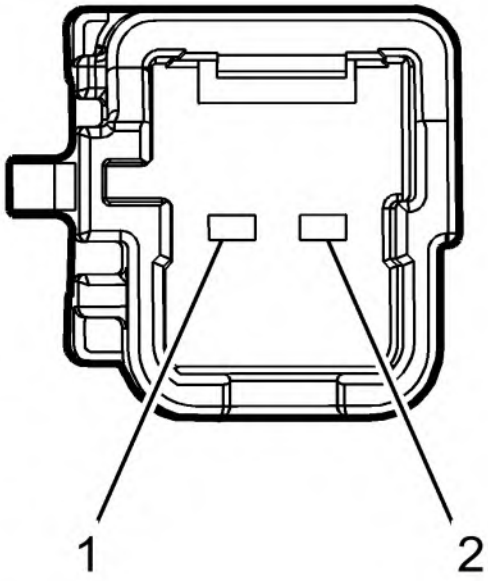

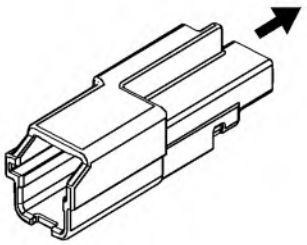

Connector Part Information

- Harness Type: Liftgate
- OEM Connector: 13588641
- Service Connector: Service by Harness - See Part Catalog
- Description: 2-Way M 1.2 Series (BK)

Terminal Part Information

Terminal Type ID	Terminated Lead	Diagnostic Test Probe	Terminal Removal Tool	Service Terminal	Tray Name	Core Crimp	Insulation Crimp
I	Not Required	J-35616-17 (LT GN)	No Tool Required	Not Required	Not Required	Not Required	Not Required

Pin	Size	Color	Circuit	Function	Terminal Type ID	Option
1	0.35	GY/BK	4654	Rear Closure Object Sensor Signal	I	TB5/TC2
2	0.35	WH/BK	4655	Rear Closure Object Sensor 2 Signal	I	TB5/TC2

B71R LIFTGATE OBJECT SENSOR - RIGHT (TB5/TC2)

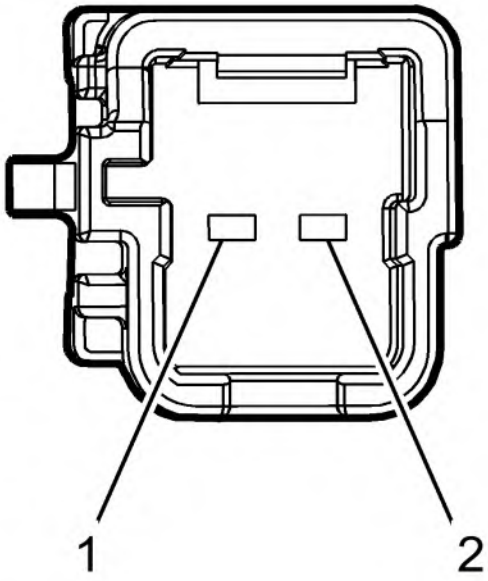

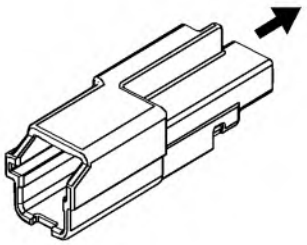

Connector Part Information

- Harness Type: Liftgate
- OEM Connector: 13588641
- Service Connector: Service by Harness - See Part Catalog
- Description: 2-Way M 1.2 Series (BK)

Terminal Part Information

Terminal Type ID	Terminated Lead	Diagnostic Test Probe	Terminal Removal Tool	Service Terminal	Tray Name	Core Crimp	Insulation Crimp
I	Not Required	J-35616-17 (LT GN)	No Tool Required	Not Required	Not Required	Not Required	Not Required

Pin	Size	Color	Circuit	Function	Terminal Type ID	Option
1	0.35	WH/BK	4655	Rear Closure Object Sensor 2 Signal	I	TB5/TC2
2	0.35	BK/VT	4656	Rear Closure Object Sensor Low Reference	I	TB5/TC2

B74 MANIFOLD ABSOLUTE PRESSURE SENSOR (LTG)

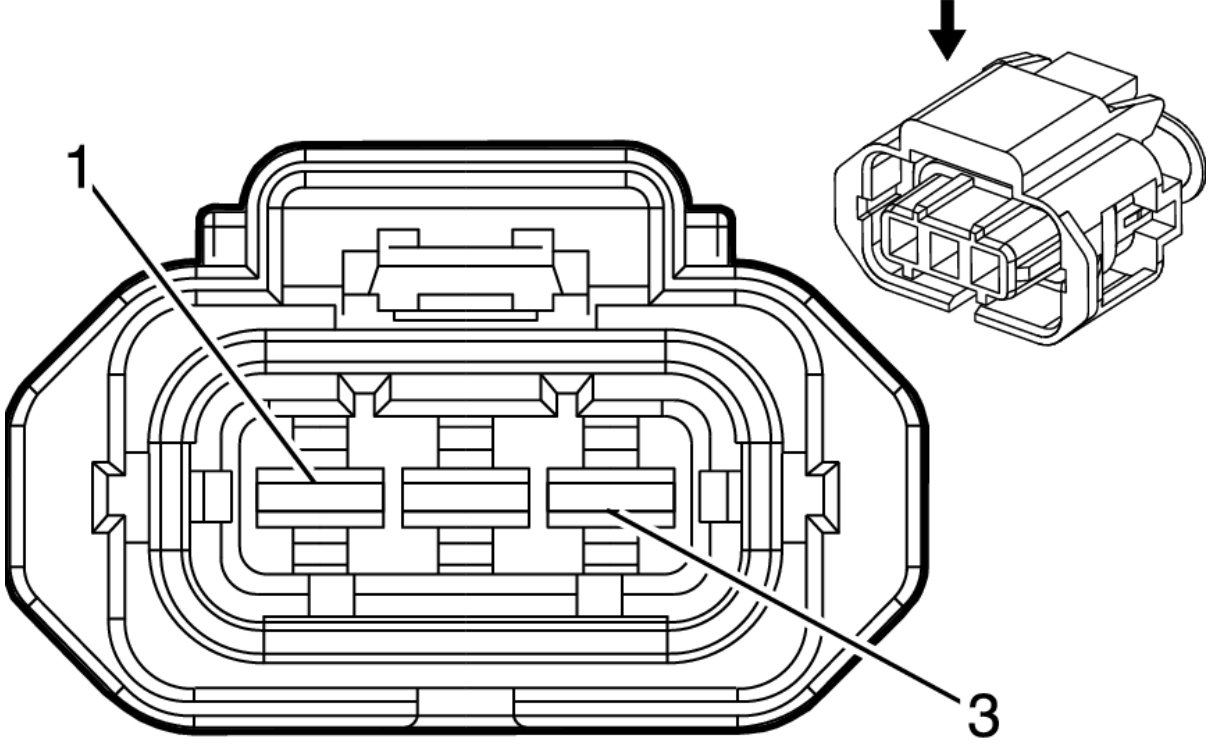

Connector Part Information

- Harness Type: Engine
- OEM Connector: 55567199
- Service Connector: 13580231
- Description: 3-Way F 2.8 Junior Power Timer Series, Sealed (GY)

Terminal Part Information

Terminal Type ID	Terminated Lead	Diagnostic Test Probe	Terminal Removal Tool	Service Terminal	Tray Name	Core Crimp	Insulation Crimp
I	Not Required	J-35616-35 (VT)	No Tool Required	Not Required	Not Required	Not Required	Not Required

Pin	Size	Color	Circuit	Function	Terminal Type ID	Option
1	0.5	GY/RD	2704	Manifold Absolute Pressure Sensor 5V Reference	I	LTG
2	0.5	BK/GN	469	Manifold Absolute Pressure Sensor Low Reference	I	LTG
3	0.5	GN/WH	432	Manifold Absolute Pressure Sensor Signal	I	LTG

B75C MULTIFUNCTION INTAKE AIR SENSOR



Connector Part Information

- Harness Type: Engine
- OEM Connector: 13504800
- Service Connector: 13583440
- Description: 8-Way F 0.64 Series, Sealed (BK)

Terminal Part Information

Terminal Type ID	Terminated Lead	Diagnostic Test Probe	Terminal Removal Tool	Service Terminal	Tray Name	Core Crimp	Insulation Crimp
I	Not Required	J-35616-64B (LT BU)	No Tool Required	Not Required	Not Required	Not Required	Not Required

Pin	Size	Color	Circuit	Function	Terminal Type ID	Option
1	0.5	WH/BU	6289	Induction Air Temperature Sensor Signal	I	-
2	0.5 0.5	WH/RD GY/RD	3201 3053	Throttle Inlet Absolute Pressure Sensor 5V Reference Turbo Intake Pressure Sensor High Reference Bank 1	I I	LH7 LTG
3	0.5 0.5	BK/VT BK/YE	2760 548	Intake Air Temperature Sensor Low Reference Engine Control Sensors Low Reference (1)	I I	LH7 LTG
4	0.5 0.5	YE/WH YE	3200 3054	Throttle Inlet Absolute Pressure Sensor Signal Turbo Intake Pressure Sensor Signal Bank 1	I I	LH7 LTG/LYX
5	0.5 0.5	BU/WH VT/BU	3608 5294	High Speed Mass Air Flow Sensor Control Powertrain Main Relay Fused Supply 5	I I	LH7 LTG/LYX
6	0.5	GN/WH	492	Mass Air Flow Sensor Signal	I	-
7	0.5	BK/WH	151	Signal Ground	I	-

mc33.com

Pin	Size	Color	Circuit	Function	Terminal Type ID	Option
8	0.5	BN/GY	4008	Humidity Sensor Signal	I	-

B77LF RADIO VOLUME COMPENSATOR INTERIOR NOISE MICROPHONE - LEFT FRONT (NKC)

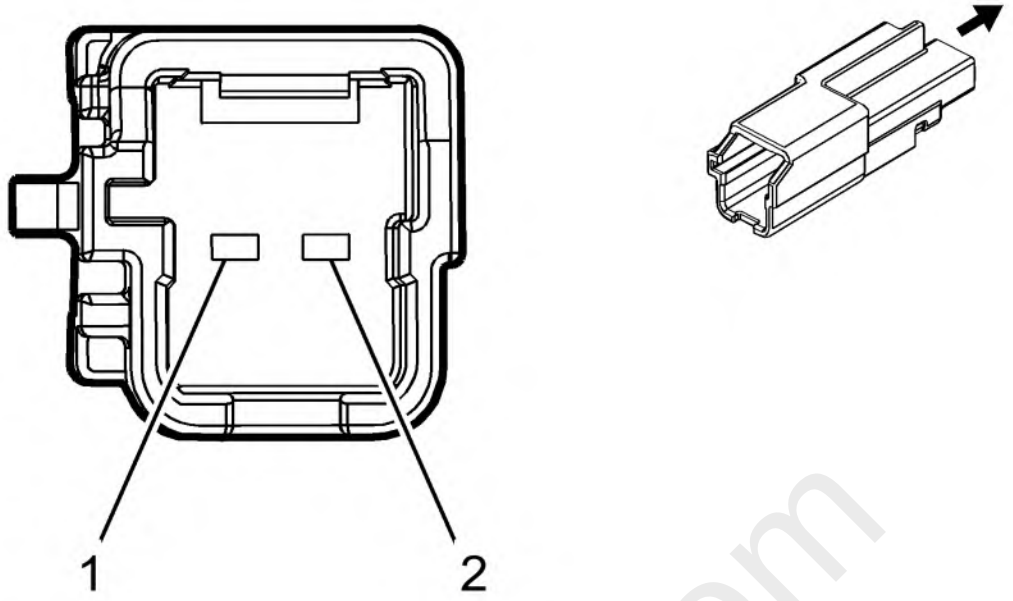

Connector Part Information

- Harness Type: Headliner
- OEM Connector: 13588641
- Service Connector: 19332376
- Description: 2-Way M 1.2 Series (BK)

Terminal Part Information

Terminal Type ID	Terminated Lead	Diagnostic Test Probe	Terminal Removal Tool	Service Terminal	Tray Name	Core Crimp	Insulation Crimp
I	Not Required	J-35616-13 (BU)	No Tool Required	Not Required	Not Required	Not Required	Not Required

Pin	Size	Color	Circuit	Function	Terminal Type ID	Option
1	0.35	GN/BK	3008	Noise Reduction Microphone 1 Low Reference	I	NKC
2	0.35	GN/BN	3005	Noise Reduction Microphone 1 Signal	I	NKC

B77LR RADIO VOLUME COMPENSATOR INTERIOR NOISE MICROPHONE - LEFT REAR (NKC)

mcx30.com

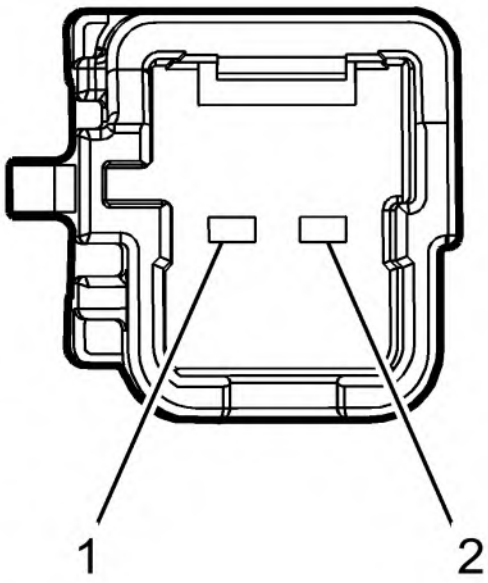

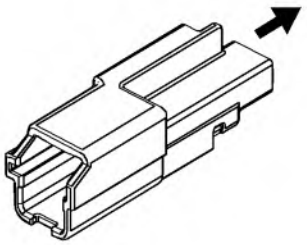

Connector Part Information

- Harness Type: Headliner
- OEM Connector: 13588641
- Service Connector: 19332376
- Description: 2-Way M 1.2 Series (BK)

Terminal Part Information

Terminal Type ID	Terminated Lead	Diagnostic Test Probe	Terminal Removal Tool	Service Terminal	Tray Name	Core Crimp	Insulation Crimp
I	Not Required	J-35616-17 (LT GN)	No Tool Required	Not Required	Not Required	Not Required	Not Required

Pin	Size	Color	Circuit	Function	Terminal Type ID	Option
1	0.35	GY/BN	3010	Noise Reduction Microphone 3 Low Reference	I	NKC
2	0.35	GY/BU	3007	Noise Reduction Microphone 3 Signal	I	NKC

B77RF RADIO VOLUME COMPENSATOR INTERIOR NOISE MICROPHONE - RIGHT FRONT (NKC)

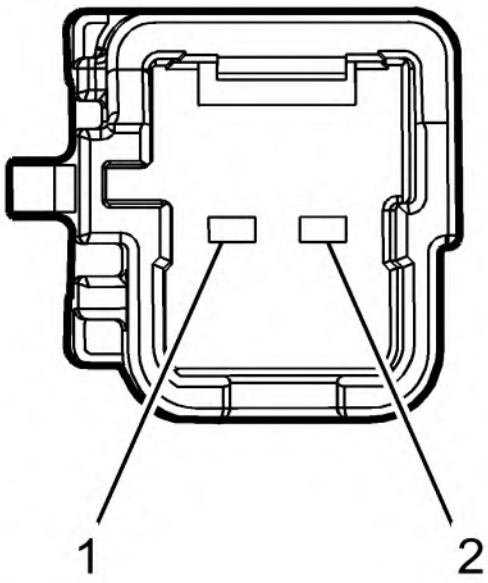

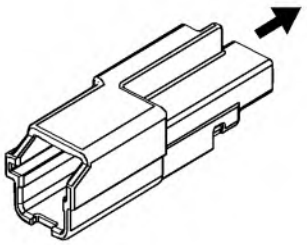

Connector Part Information

- Harness Type: Headliner
- OEM Connector: 13588641
- Service Connector: 19332376
- Description: 2-Way M 1.2 Series (BK)

Terminal Part Information

Terminal Type ID	Terminated Lead	Diagnostic Test Probe	Terminal Removal Tool	Service Terminal	Tray Name	Core Crimp	Insulation Crimp
I	Not Required	J-35616-17 (LT GN)	No Tool Required	Not Required	Not Required	Not Required	Not Required

Pin	Size	Color	Circuit	Function	Terminal Type ID	Option
1	0.35	BU/BK	3009	Noise Reduction Microphone 2 Low Reference	I	NKC
2	0.35	BU/YE	3006	Noise Reduction Microphone 2 Signal	I	NKC

B77RR RADIO VOLUME COMPENSATOR INTERIOR NOISE MICROPHONE - RIGHT REAR (NKC)

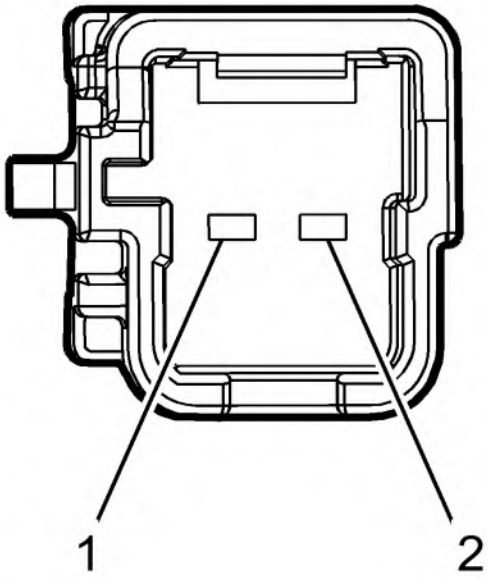

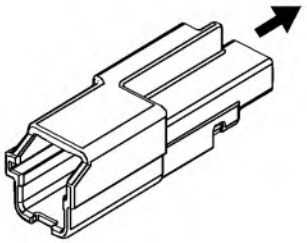

Connector Part Information

- Harness Type: Headliner
- OEM Connector: 13588641
- Service Connector: 19332376
- Description: 2-Way M 1.2 Series (BK)

Terminal Part Information

Terminal Type ID	Terminated Lead	Diagnostic Test Probe	Terminal Removal Tool	Service Terminal	Tray Name	Core Crimp	Insulation Crimp
I	Not Required	J-35616-17 (LT GN)	No Tool Required	Not Required	Not Required	Not Required	Not Required

Pin	Size	Color	Circuit	Function	Terminal Type ID	Option
1	0.35	WH/GN	1776	Noise Reduction Microphone #4 Return	I	NKC
2	0.35	VT/BU	1775	Noise Reduction Microphone #4 Signal	I	-

B80 PARK BRAKE SWITCH (EPH)

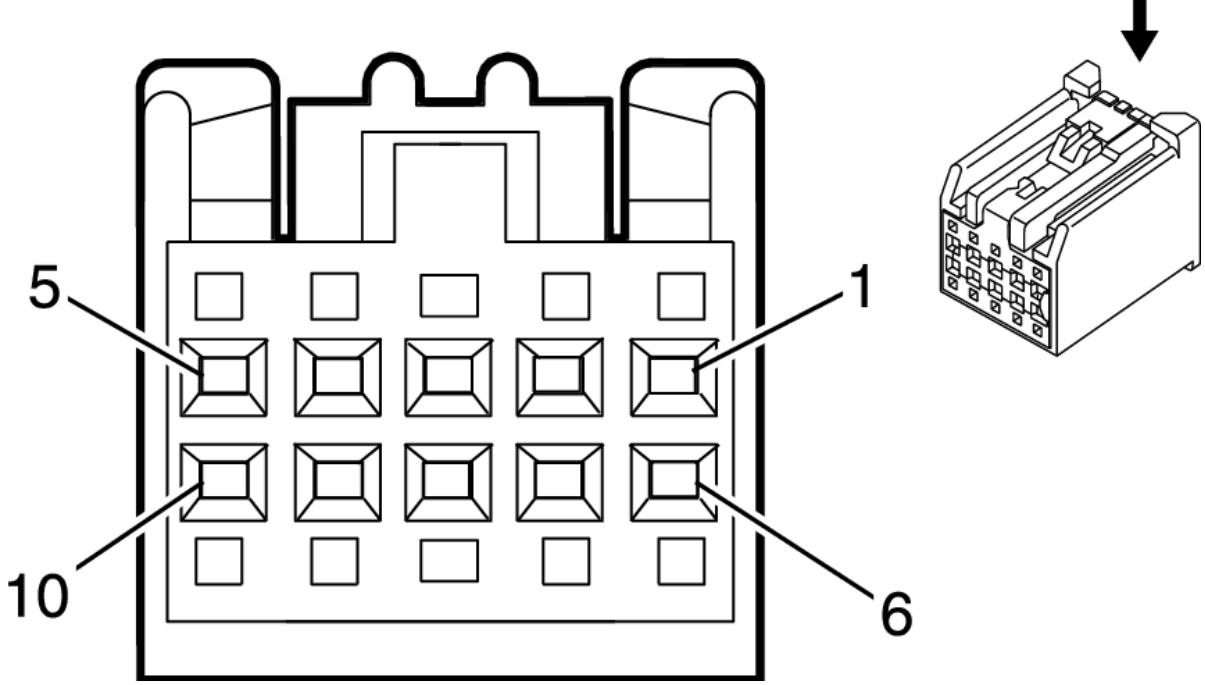

Connector Part Information

- Harness Type: Instrument Panel
- OEM Connector: 13577390
- Service Connector: 13577390
- Description: 10-Way F 0.64 Kaizen Series (BK)

Terminal Part Information

Terminal Type ID	Terminated Lead	Diagnostic Test Probe	Terminal Removal Tool	Service Terminal	Tray Name	Core Crimp	Insulation Crimp
I	13575742	J-35616-64B (LT BU)	J-38125-215A	Not Available	Not Available	Not Available	Not Available

Pin	Size	Color	Circuit	Function	Terminal Type ID	Option
1	0.13	YE	1492	Park Brake Switch Supply Voltage	I	EPH
2	0.13	GY/RD	7684	Park Brake Apply Switch Voltage Reference	I	EPH
3	0.13	BN	6107	Park Brake Apply Switch Signal	I	EPH+J71
4	0.13	BU/BK	6108	Park Brake Release Switch Signal	I	EPH
5	0.13	YE/RD	7683	Park Brake Release Switch Voltage Reference	I	EPH
6	0.13	BU/VT	1134	Park Brake Switch Signal	I	EPH
7	-	-	-	Not Occupied	-	-
8	0.35	YE	6817	LED Backlight Dimming Control	I	EPH
9	-	-	-	Not Occupied	-	-
10	0.35	BK	2250	Ground	I	EPH

B80 PARK BRAKE SWITCH (-EPH)

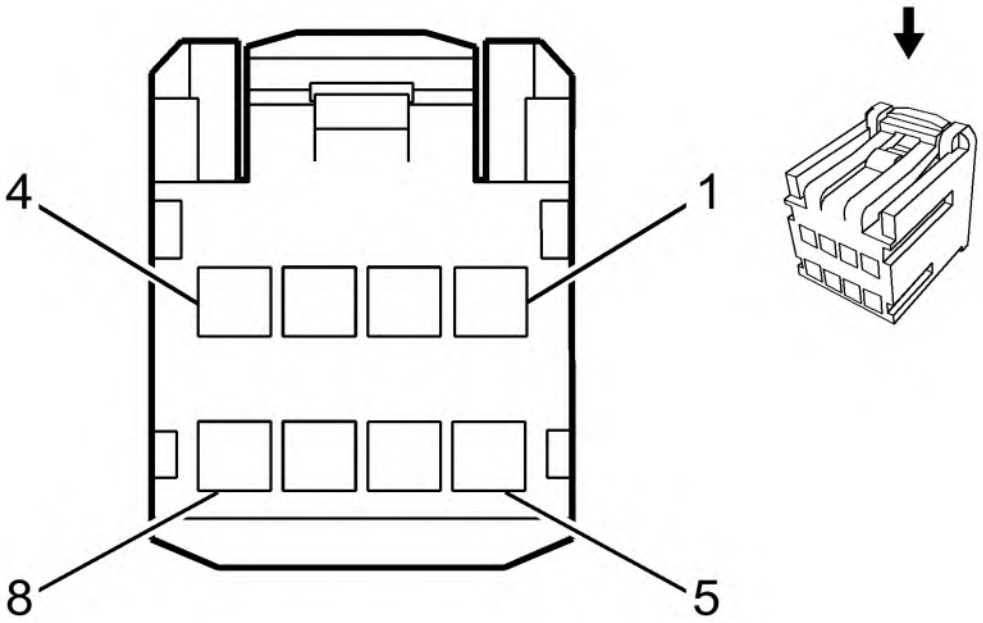

Connector Part Information

- Harness Type: Floor Console
- OEM Connector: 19153437
- Service Connector: Service by Harness - See Part Catalog
- Description: 8-Way F 1.2 HCM Series (BK)

Terminal Part Information

Terminal Type ID	Terminated Lead	Diagnostic Test Probe	Terminal Removal Tool	Service Terminal	Tray Name	Core Crimp	Insulation Crimp
I	Not Required	J-35616-64B (LT BU)	No Tool Required	Not Required	Not Required	Not Required	Not Required

Pin	Size	Color	Circuit	Function	Terminal Type ID	Option
1	0.35	YE	1492	Park Brake Switch Supply Voltage	I	J71+MM1-EPH
2	0.35	BU/VT	1134	Park Brake Switch Signal	I	J71+MM1-EPH
3	0.35	YE/RD	7683	Park Brake Release Switch Voltage Reference	I	J71+MM1-EPH
4	0.35	BN	6107	Park Brake Apply Switch Signal	I	J71+MM1-EPH
5	0.35	BU/BK	6108	Park Brake Release Switch Signal	I	J71+MM1-EPH
6	0.35	YE	6817	LED Backlight Dimming Control	I	-
7	0.35	GY/RD	7684	Park Brake Apply Switch Voltage Reference	I	J71+MM1-EPH
8	0.35	BK	2250	Ground	I	-

B87 REARVIEW CAMERA (UVC+X88)

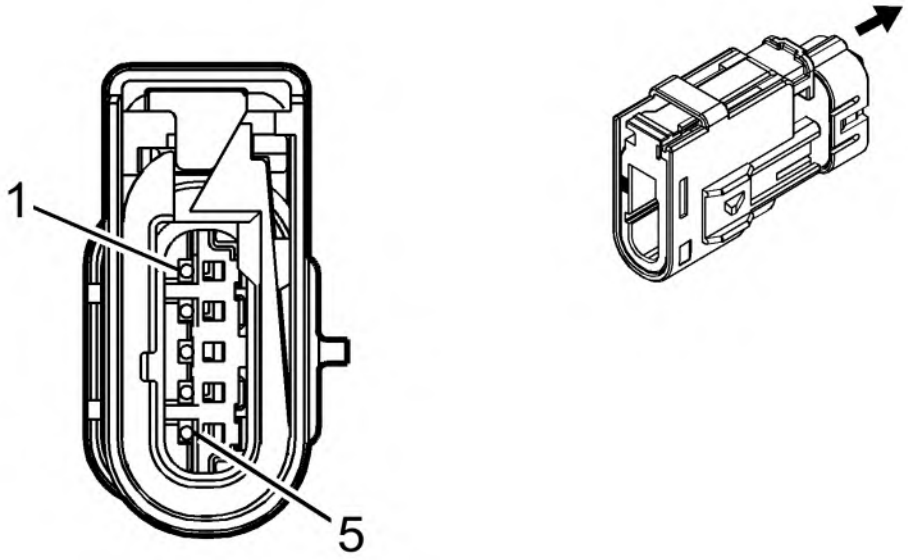

Connector Part Information

- Harness Type: Liftgate
- OEM Connector: 13519369
- Service Connector: Service by Harness - See Part Catalog
- Description: 5-Way M 1.2 Series, Sealed (BK)

Terminal Part Information

Terminal Type ID	Terminated Lead	Diagnostic Test Probe	Terminal Removal Tool	Service Terminal	Tray Name	Core Crimp	Insulation Crimp
I	Not Required	J-35616-17 (LT GN)	No Tool Required	Not Required	Not Required	Not Required	Not Required

Pin	Size	Color	Circuit	Function	Terminal Type ID	Option
1	0.35	GY/YE	6972	Camera Signal 2 +	I	UVH-Z88
2	0.35	WH	6974	Camera Low Reference	I	UVH-Z88
3	0.35	WH/BU	6973	Camera Signal 2	I	UVH-Z88
4	0.35	BK/YE	4670	Rear Camera Return	I	UVH-Z88
5	0.35	VT/BN	4669	Rear Camera Control	I	UVH-Z88

B87 REARVIEW CAMERA (UVC+Z88)

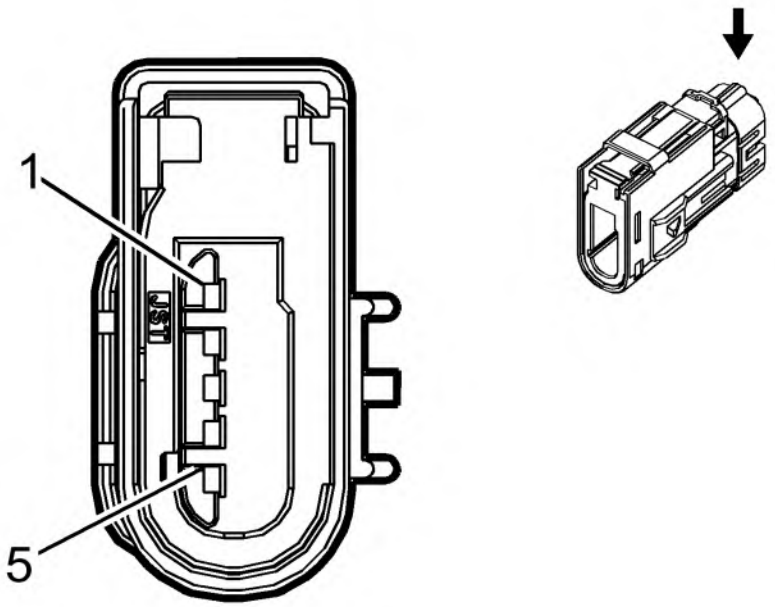

Connector Part Information

- Harness Type: Liftgate
- OEM Connector: 13582038
- Service Connector: Service by Harness - See Part Catalog
- Description: 5-Way M 1.2 Series, Sealed (L-GY)

Terminal Part Information

Terminal Type ID	Terminated Lead	Diagnostic Test Probe	Terminal Removal Tool	Service Terminal	Tray Name	Core Crimp	Insulation Crimp
I	Not Required	J-35616-17 (LT GN)	No Tool Required	Not Required	Not Required	Not Required	Not Required

Pin	Size	Color	Circuit	Function	Terminal Type ID	Option
1	0.35	GY/YE	6972	Camera Signal 2 +	I	-
2	0.35	WH/BU	6973	Camera Signal 2	I	-
3	0.35	WH	6974	Camera Low Reference	I	-
4	0.35	BK	2550	Ground	I	UVC
5	0.35	VT/GY	139	Run/Crank Ignition 1 Voltage	I	-

B87 REARVIEW CAMERA (UVH+X88)

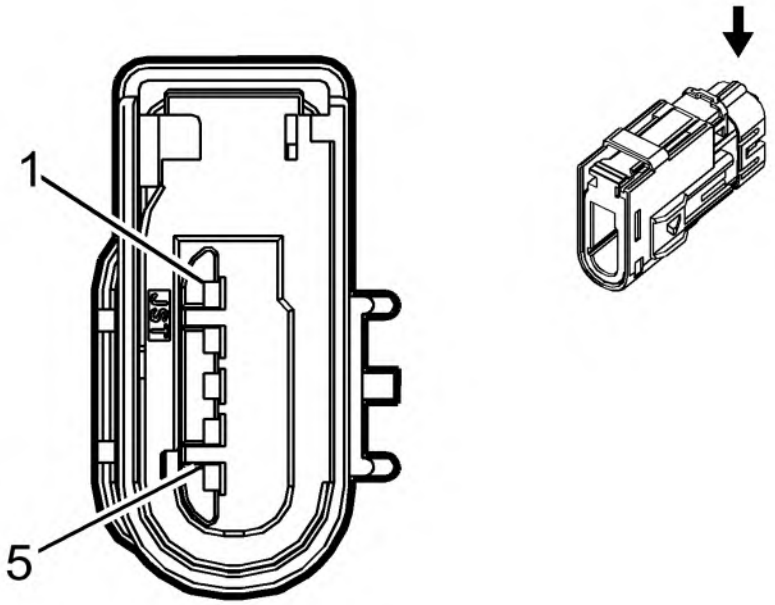

Connector Part Information

- Harness Type: Liftgate
- OEM Connector: 13594922
- Service Connector: Service by Harness - See Part Catalog
- Description: 5-Way F 1.2 Series, Sealed (L-GY)

Terminal Part Information

Terminal Type ID	Terminated Lead	Diagnostic Test Probe	Terminal Removal Tool	Service Terminal	Tray Name	Core Crimp	Insulation Crimp
I	Not Required	J-35616-16 (LT GN)	No Tool Required	Not Required	Not Required	Not Required	Not Required

Pin	Size	Color	Circuit	Function	Terminal Type ID	Option
1	0.35	GY/YE	6972	Camera Signal 2 +	I	-
2	0.35	WH	6974	Camera Low Reference	I	-
3	0.35	WH/BU	6973	Camera Signal 2	I	-
4	0.35	BK/YE	4670	Rear Camera Return	I	-
5	0.35	VT/BN	4669	Rear Camera Control	I	-

B87 REARVIEW CAMERA (UVH+Z88)

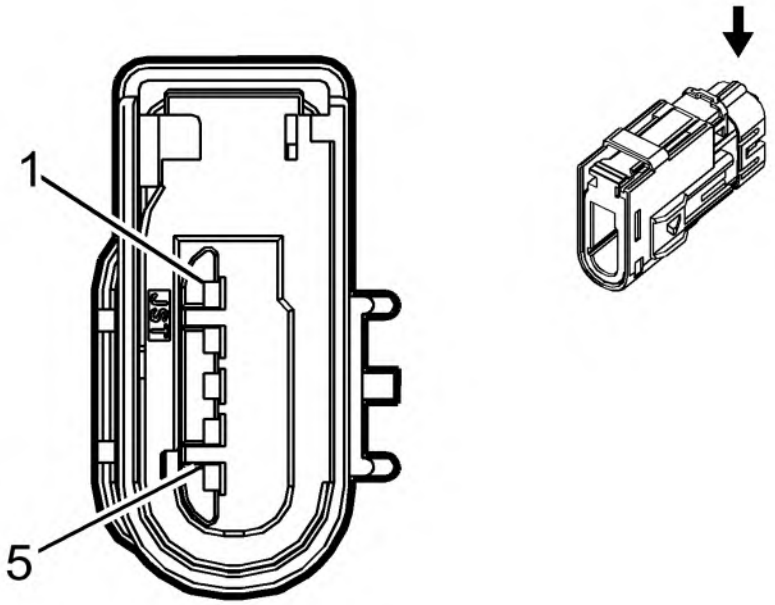

Connector Part Information

- Harness Type: License Lamp
- OEM Connector: 13594922
- Service Connector: Service by Harness - See Part Catalog
- Description: 5-Way M 1.2 Series, Sealed (L-GY)

Terminal Part Information

Terminal Type ID	Terminated Lead	Diagnostic Test Probe	Terminal Removal Tool	Service Terminal	Tray Name	Core Crimp	Insulation Crimp
I	Not Required	J-35616-13 (BU)	No Tool Required	Not Required	Not Required	Not Required	Not Required

Pin	Size	Color	Circuit	Function	Terminal Type ID	Option
1	0.35	GY/YE	6972	Camera Signal 2 +	I	Z88+UVH
2	0.35	WH	6974	Camera Low Reference	I	Z88+UVH
3	0.35	WH/BU	6973	Camera Signal 2	I	Z88+UVH
4	0.35	BK/YE	4670	Rear Camera Return	I	Z88+UVH
5	0.35	PU/BN	4669	Rear Camera Control	I	Z88+UVH

B107 ACCELERATOR PEDAL POSITION SENSOR

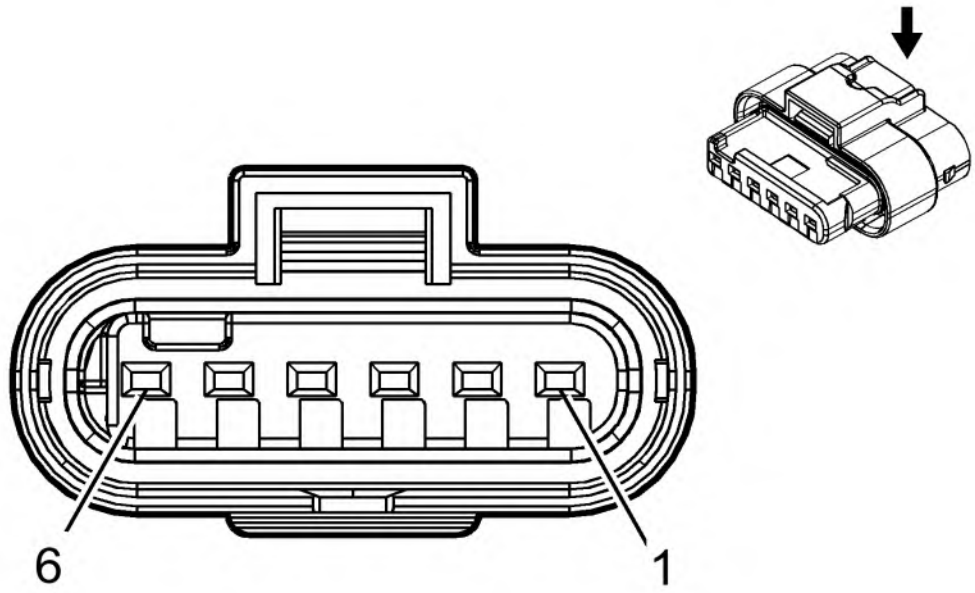

Connector Part Information

- Harness Type: Instrument Panel
- OEM Connector: 13580188
- Service Connector: 19369713
- Description: 6-Way F 1.2 MCP Series, Sealed (BK)

Terminal Part Information

Terminal Type ID	Terminated Lead	Diagnostic Test Probe	Terminal Removal Tool	Service Terminal	Tray Name	Core Crimp	Insulation Crimp
I	Not Required	J-35616-16 (LT GN)	No Tool Required	Not Required	Not Required	Not Required	Not Required

Pin	Size	Color	Circuit	Function	Terminal Type ID	Option
1	0.35	BN/RD	1274	Accelerator Pedal Position 5V Reference 2	I	-
2	0.35	WH/RD	1164	Accelerator Pedal Position 5V Reference 1	I	-
3	0.35	YE/WH	1161	Accelerator Pedal Position Signal 1	I	-
4	0.35	BK/BU	1271	Accelerator Pedal Position Low Reference 1	I	-
5	0.35	BK/VT	1272	Accelerator Pedal Position Low Reference 2	I	-
6	0.35	GN/WH	1162	Accelerator Pedal Position Signal 2	I	-

B110 BATTERY SENSOR MODULE X1 (KL9)

-

Connector Part Information

- Harness Type: Battery
- OEM Connector: 19537

- Service Connector: Service by Harness - See Part Catalog
- Description: 1-Way F

Terminal Part Information

Terminal Type ID	Terminated Lead	Diagnostic Test Probe	Terminal Removal Tool	Service Terminal	Tray Name	Core Crimp	Insulation Crimp
I	Not Required	Not Available	No Tool Required	Not Required	Not Required	Not Required	Not Required

Pin	Size	Color	Circuit	Function	Terminal Type ID	Option
A	35	BK	150	Ground	I	KL9

B110 BATTERY SENSOR MODULE X2 (KL9)

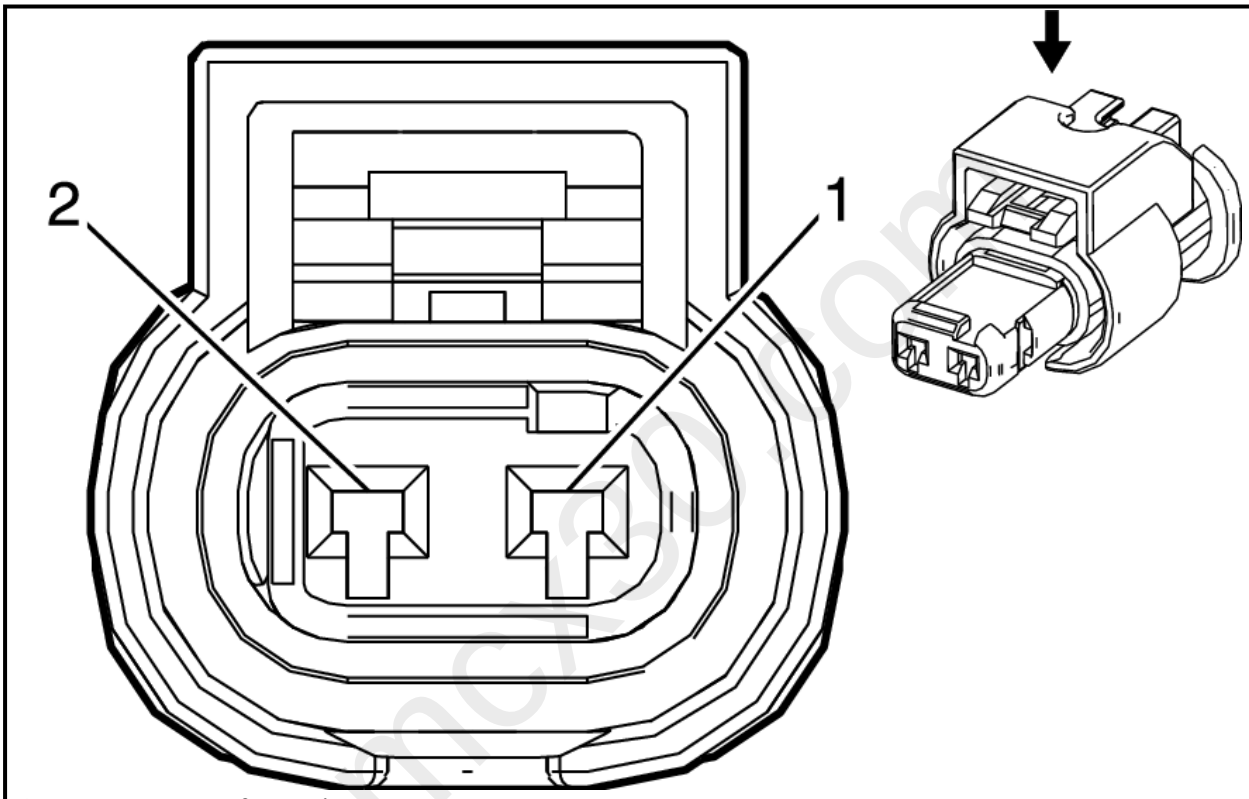

Connector Part Information

- Harness Type: Body
- OEM Connector: 13505426
- Service Connector: 13577519
- Description: 2-Way F 1.2 MCP Series, Sealed (BK)

Terminal Part Information

Terminal Type ID	Terminated Lead	Diagnostic Test Probe	Terminal Removal Tool	Service Terminal	Tray Name	Core Crimp	Insulation Crimp
I	Not Required	J-35616-16 (LT GN)	No Tool Required	Not Required	Not Required	Not Required	Not Required

Pin	Size	Color	Circuit	Function	Terminal Type ID	Option
1	0.35	GN/VT	4621	Local Interconnect Network Serial Data Bus 21	I	KL9+VTI
2	0.5	RD/BN	2740	Battery Positive Voltage	I	KL9

B111 TURBOCHARGER BOOST SENSOR (LYX)

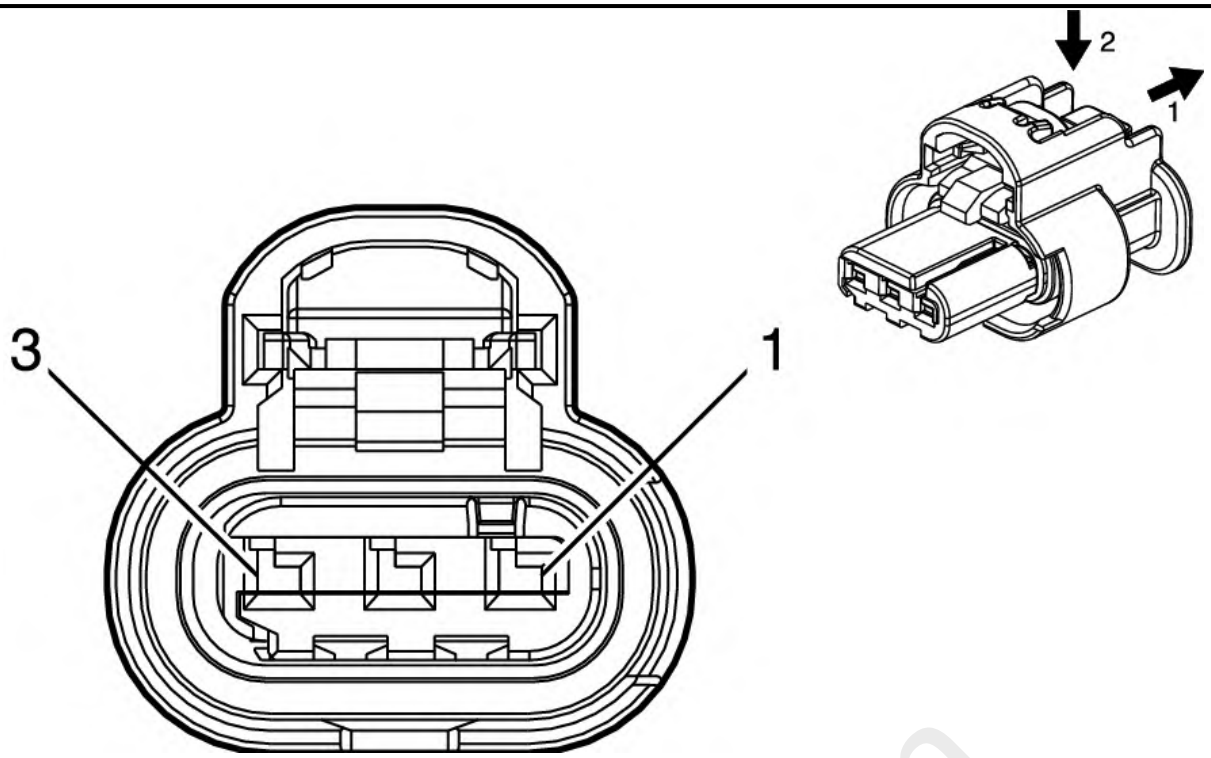

Connector Part Information

- Harness Type: Cooling Fan
- OEM Connector: 13514590
- Service Connector: Service by Harness - See Part Catalog
- Description: 3-Way F 1.2 MCON-CB Series, Sealed (BK)

Terminal Part Information

Terminal Type ID	Terminated Lead	Diagnostic Test Probe	Terminal Removal Tool	Service Terminal	Tray Name	Core Crimp	Insulation Crimp
I	Not Required	J-35616-16 (LT GN)	No Tool Required	Not Required	Not Required	Not Required	Not Required

Pin	Size	Color	Circuit	Function	Terminal Type ID	Option
1	0.35	WH/RD	3201	Throttle Inlet Absolute Pressure Sensor 5V Reference	I	LYX
2	0.35	WH/YE	3202	Throttle Inlet Absolute Pressure Sensor Low Reference	I	LYX
3	0.35	YE/WH	3200	Throttle Inlet Absolute Pressure Sensor Signal	I	LYX

B111B TURBOCHARGER BOOST/INTAKE AIR TEMPERATURE SENSOR (LTG)

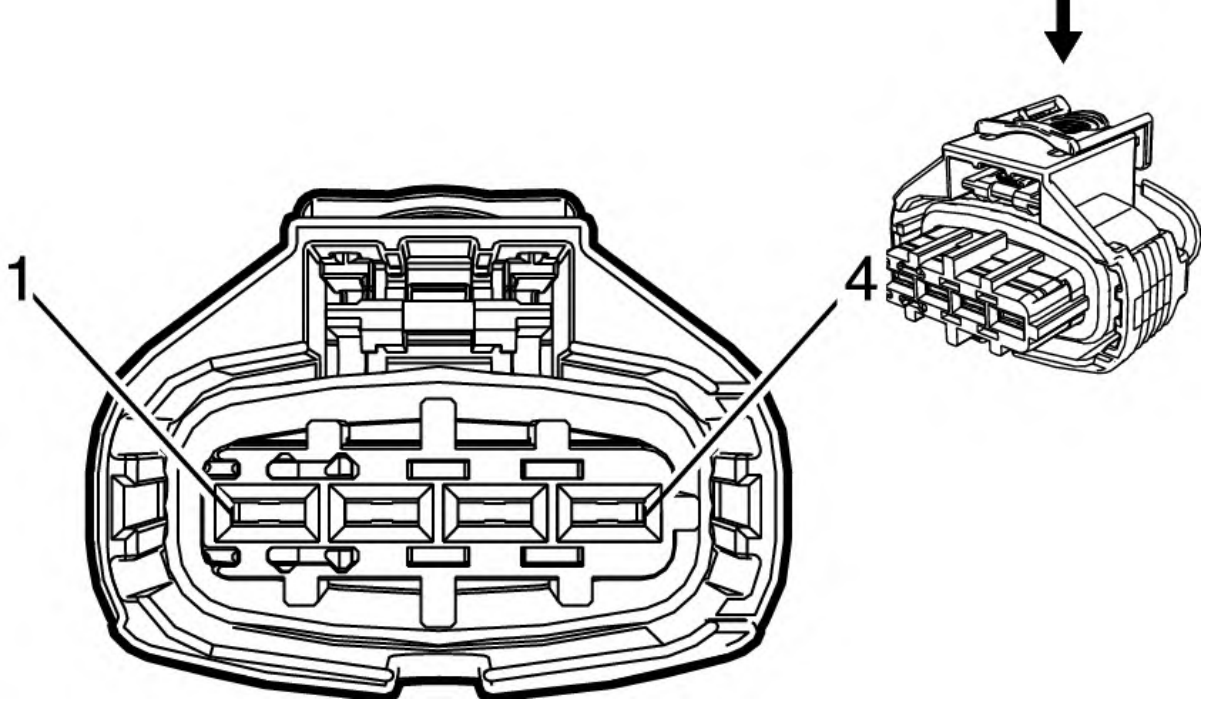

Connector Part Information

- Harness Type: Engine
- OEM Connector: 13343438
- Service Connector: 13584423
- Description: 4-Way F 2.8 Series, Sealed (BK)

Terminal Part Information

Terminal Type ID	Terminated Lead	Diagnostic Test Probe	Terminal Removal Tool	Service Terminal	Tray Name	Core Crimp	Insulation Crimp
I	Not Required	J-35616-35 (VT)	No Tool Required	Not Required	Not Required	Not Required	Not Required

Pin	Size	Color	Circuit	Function	Terminal Type ID	Option
1	0.5	BK/VT	7332	Pre Throttle Air Temp and Press (TMAP) Low Reference	I	LTG
2	0.5	WH/BU	7329	Pre-Throttle Air Temp and Press (TMAP) Temperature Signal	I	LTG
3	0.5	GY/RD	7331	Pre Throttle Air Temp and Press (TMAP) 5V Reference	I	LTG
4	0.5	VT/BU	7330	Pre Throttle Air Temp and Press (TMAP) Air Pressure Signal	I	-

B112 TURBOCHARGER VANE POSITION SENSOR (LH7)

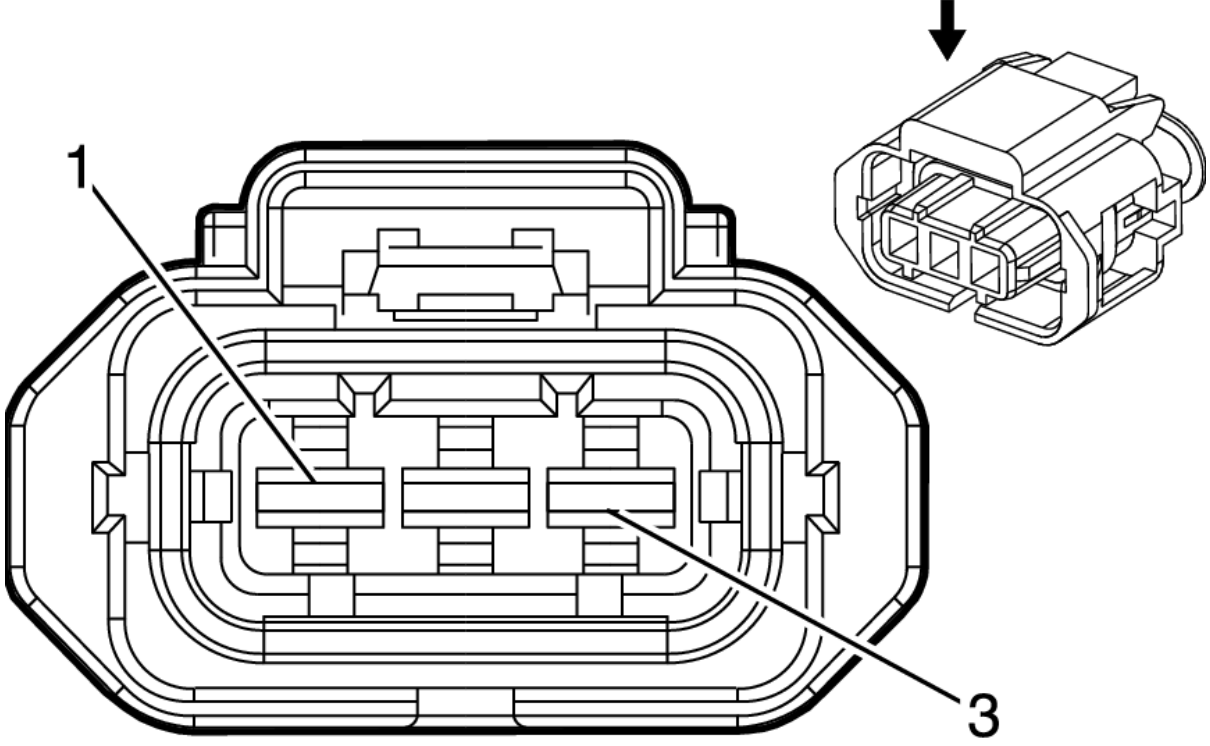

Connector Part Information

- Harness Type: Engine
- OEM Connector: 13140564
- Service Connector: 13585845
- Description: 3-Way F 2.8 Junior Power Timer Series, Sealed (BK)

Terminal Part Information

Terminal Type ID	Terminated Lead	Diagnostic Test Probe	Terminal Removal Tool	Service Terminal	Tray Name	Core Crimp	Insulation Crimp
I	Not Required	J-35616-4A (PU)	No Tool Required	Not Required	Not Required	Not Required	Not Required

Pin	Size	Color	Circuit	Function	Terminal Type ID	Option
1	0.5	VT/YE	5947	Variable Nozzle Turbo Position Sensor Signal	I	LH7
2	0.5	BK/BN	5929	Variable Nozzle Turbo Position Sensor Low Reference	I	LH7
3	0.5	GY/RD	5928	Variable Nozzle Turbo Position Sensor 5V Reference	I	LH7

B116 WATER IN FUEL SENSOR (LH7)

-

Connector Part Information

- Harness Type: Particulate Filter
- OEM Connector: 90589974
- Service Connector: Service by Harness - See Part Catalog
- Description: 3-Way F

Terminal Part Information

Terminal Type ID	Terminated Lead	Diagnostic Test Probe	Terminal Removal Tool	Service Terminal	Tray Name	Core Crimp	Insulation Crimp
I	Not Available	No Tool Required	Not Available	Not Required	Not Required	Not Required	Not Required

Pin	Size	Color	Circuit	Function	Terminal Type ID	Option
1	0.35	WH/RD	6862	Water In Fuel Sensor 5V Reference	I	-
2	0.35	BK/BU	6863	Water In Fuel Sensor Low Reference	I	-
3	0.35	BU/YE	6861	Water In Fuel Sensor Signal	I	-

B118B WINDSHIELD WASHER FLUID LEVEL SWITCH

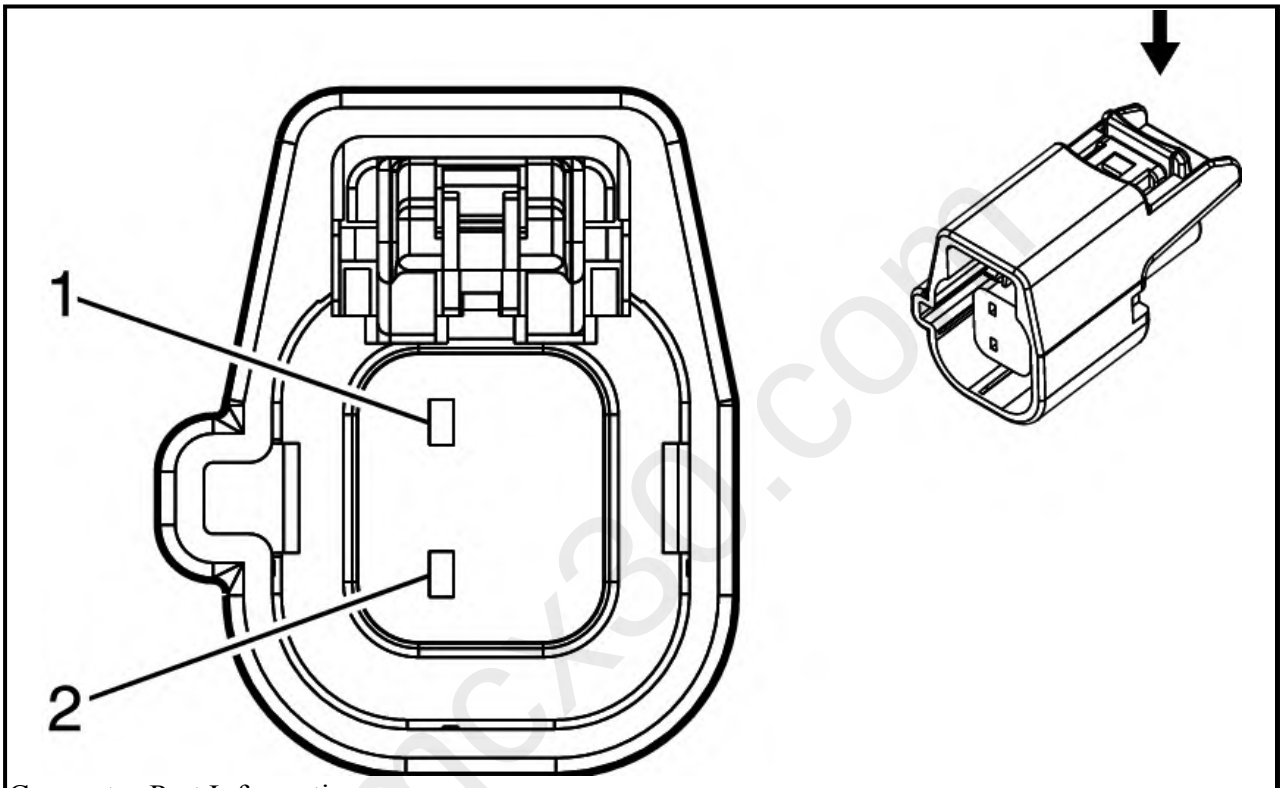

Connector Part Information

- Harness Type: Forward Lamp
- OEM Connector: 7287-8378-40
- Service Connector: 13593220
- Description: 2-Way F 1.5 Series (L-GY)

Terminal Part Information

Terminal Type ID	Terminated Lead	Diagnostic Test Probe	Terminal Removal Tool	Service Terminal	Tray Name	Core Crimp	Insulation Crimp
I	Not Required	J-35616-2A (GY)	No Tool Required	Not Required	Not Required	Not Required	Not Required

Pin	Size	Color	Circuit	Function	Terminal Type ID	Option
1	0.35	PU	185	Low Washer Fluid Indicator Control	I	Y67
2	0.35	BK	1150	Ground	I	Y67

B130A EXHAUST GAS RECIRCULATION TEMPERATURE SENSOR 1 (LH7)

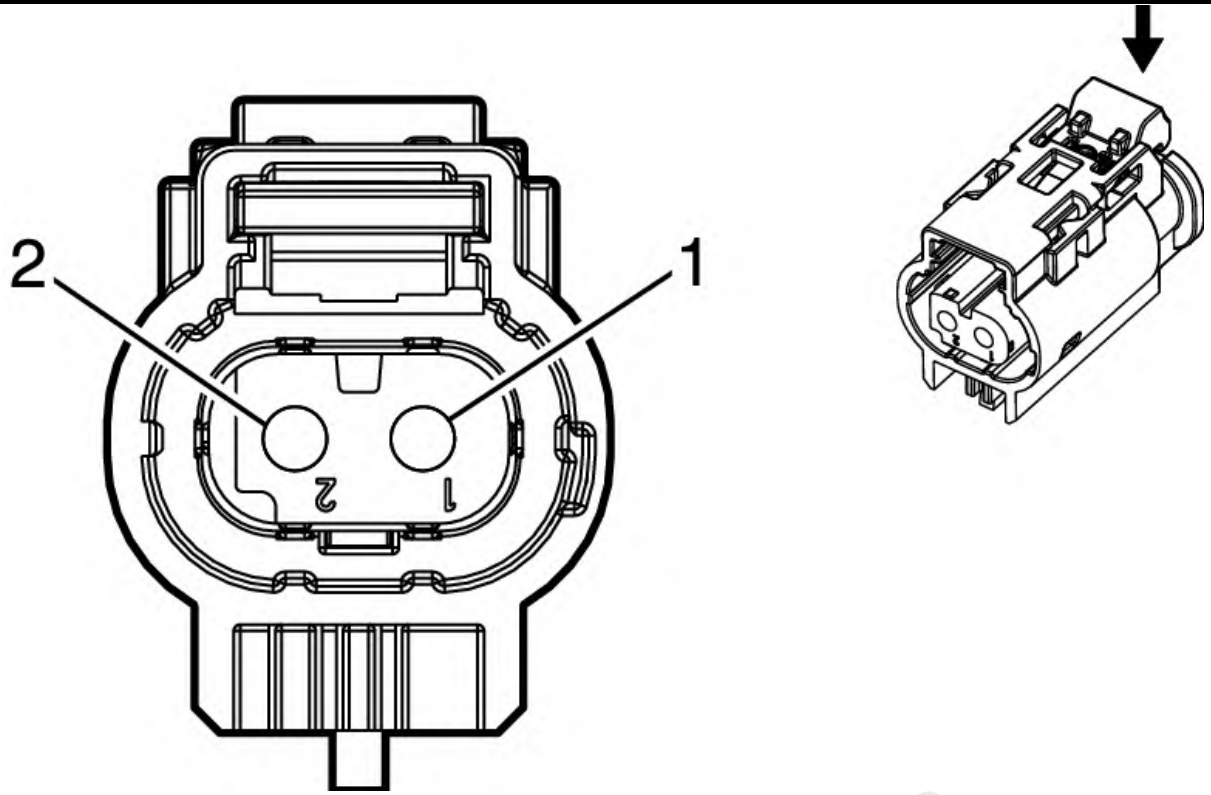

Connector Part Information

- Harness Type: Engine
- OEM Connector: 13583197
- Service Connector: 19332627
- Description: 2-Way F 1.2 Multilock Series, Sealed

Terminal Part Information

Terminal Type ID	Terminated Lead	Diagnostic Test Probe	Terminal Removal Tool	Service Terminal	Tray Name	Core Crimp	Insulation Crimp
I	Not Required	J-35616-16 (LT GN)	No Tool Required	Not Required	Not Required	Not Required	Not Required

Pin	Size	Color	Circuit	Function	Terminal Type ID	Option
1	0.5	YE/GN	3236	Exhaust Gas Recirculation Temperature Sensor 2 Signal	I	LH7
2	0.5	BK/YE	6275	Exhaust Gas Recirculation Temperature Sensor 2 Low Reference	I	LH7

B130B EXHAUST GAS RECIRCULATION TEMPERATURE SENSOR 2 (LH7)

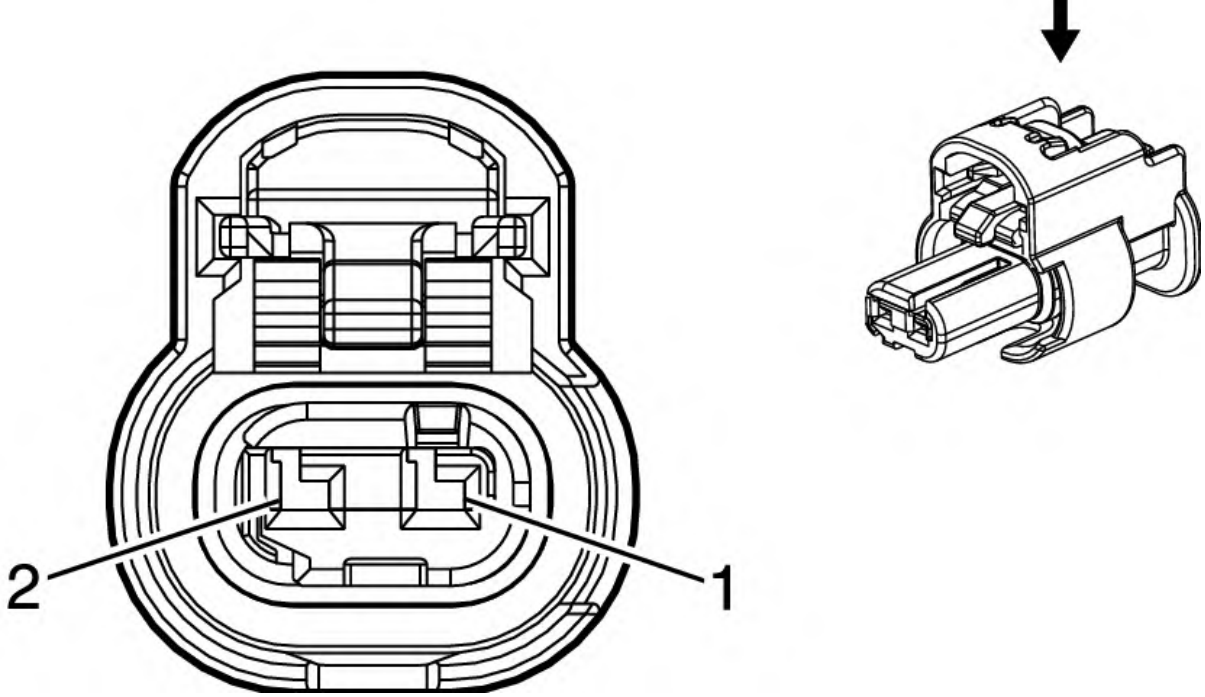

Connector Part Information

- Harness Type: Engine
- OEM Connector: 13512365
- Service Connector: 19366858
- Description: 2-Way F 1.2 MCON Series, Sealed (BK)

Terminal Part Information

Terminal Type ID	Terminated Lead	Diagnostic Test Probe	Terminal Removal Tool	Service Terminal	Tray Name	Core Crimp	Insulation Crimp
I	Not Required	J-35616-16 (LT GN)	No Tool Required	Not Required	Not Required	Not Required	Not Required

Pin	Size	Color	Circuit	Function	Terminal Type ID	Option
1	0.5	WH/BN	3237	Exhaust Gas Recirculation Temperature Sensor Signal	I	LH7
2	0.5	BK/BU	6274	Exhaust Gas Recirculation Temperature Sensor Low Reference	I	LH7

B131A EXHAUST TEMPERATURE SENSOR 1 (LH7)

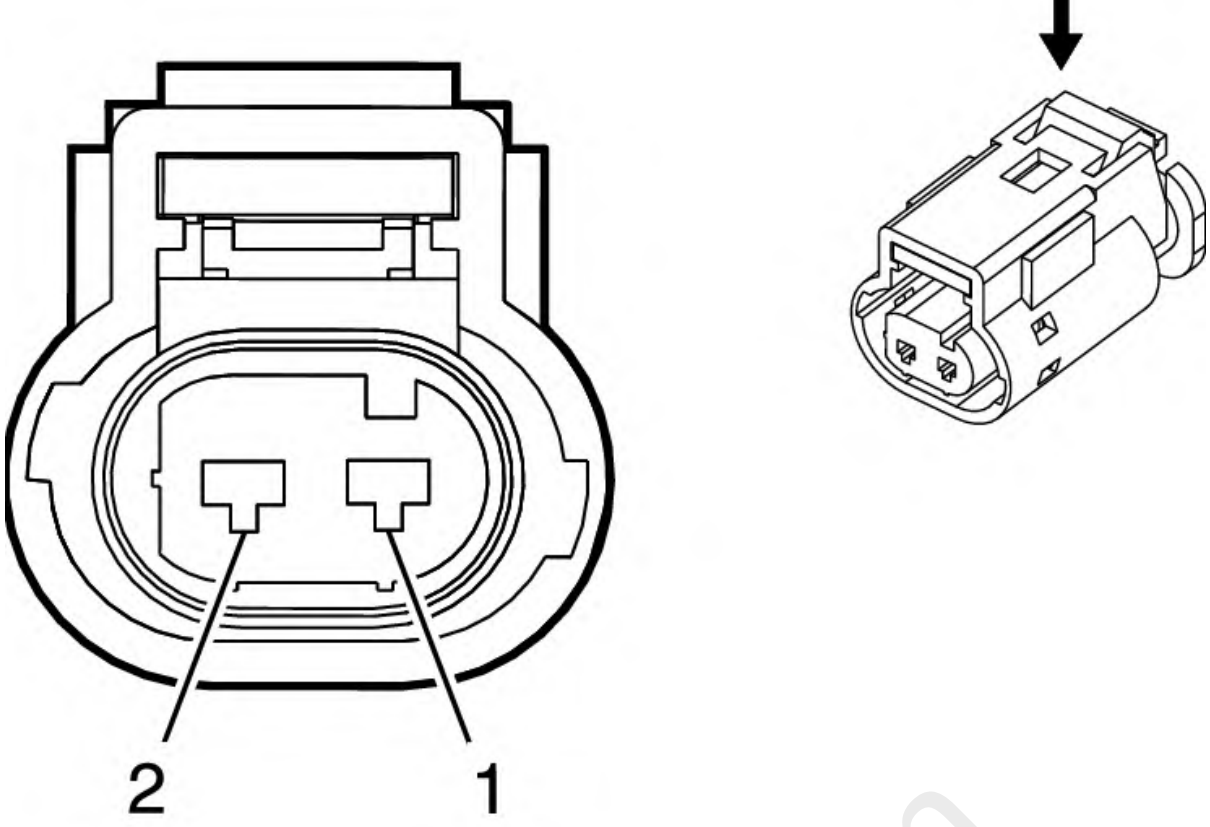

Connector Part Information

- Harness Type: Engine
- OEM Connector: 13576809
- Service Connector: 19301825
- Description: 2-Way F 1.2 Series, Sealed (BK)

Terminal Part Information

Terminal Type ID	Terminated Lead	Diagnostic Test Probe	Terminal Removal Tool	Service Terminal	Tray Name	Core Crimp	Insulation Crimp
I	Not Required	J-35616-16 (LT GN)	No Tool Required	Not Required	Not Required	Not Required	Not Required

Pin	Size	Color	Circuit	Function	Terminal Type ID	Option
1	0.5	BU/WH	5277	Exhaust Gas Temperature Sensor 1	I	LH7
2	0.5	BK/BN	6782	Exhaust Gas Temperature Sensor 1 Low Reference	I	LH7

B131B EXHAUST TEMPERATURE SENSOR 2 (LH7)

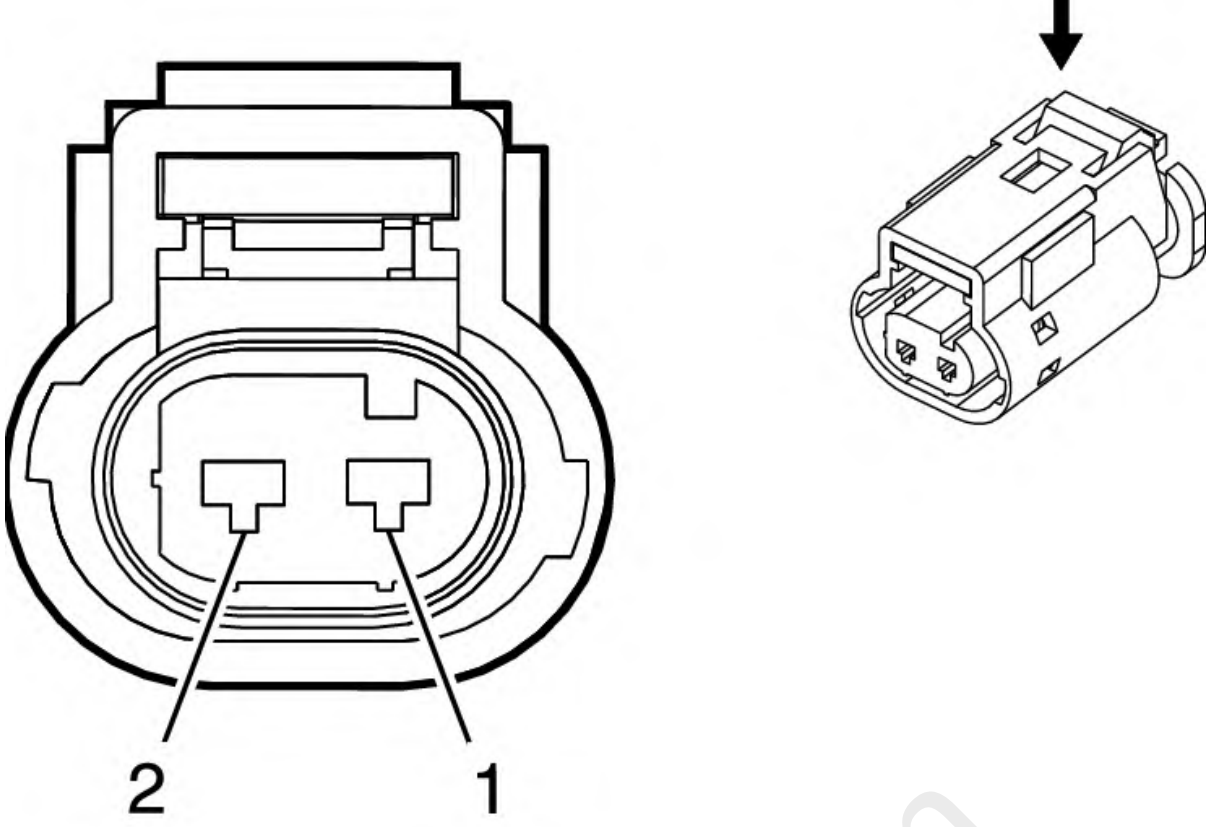

Connector Part Information

- Harness Type: Engine
- OEM Connector: 13576809
- Service Connector: 19301825
- Description: 2-Way F 1.2 Series, Sealed (BK)

Terminal Part Information

Terminal Type ID	Terminated Lead	Diagnostic Test Probe	Terminal Removal Tool	Service Terminal	Tray Name	Core Crimp	Insulation Crimp
I	Not Required	J-35616-16 (LT GN)	No Tool Required	Not Required	Not Required	Not Required	Not Required

Pin	Size	Color	Circuit	Function	Terminal Type ID	Option
1	0.5	BU/GN	5377	Exhaust Gas Temperature Sensor 2	I	LH7
2	0.5	BK/BU	6783	Exhaust Gas Temperature Sensor 2 Low Reference	I	LH7

B131C EXHAUST TEMPERATURE SENSOR 3 (LH7)

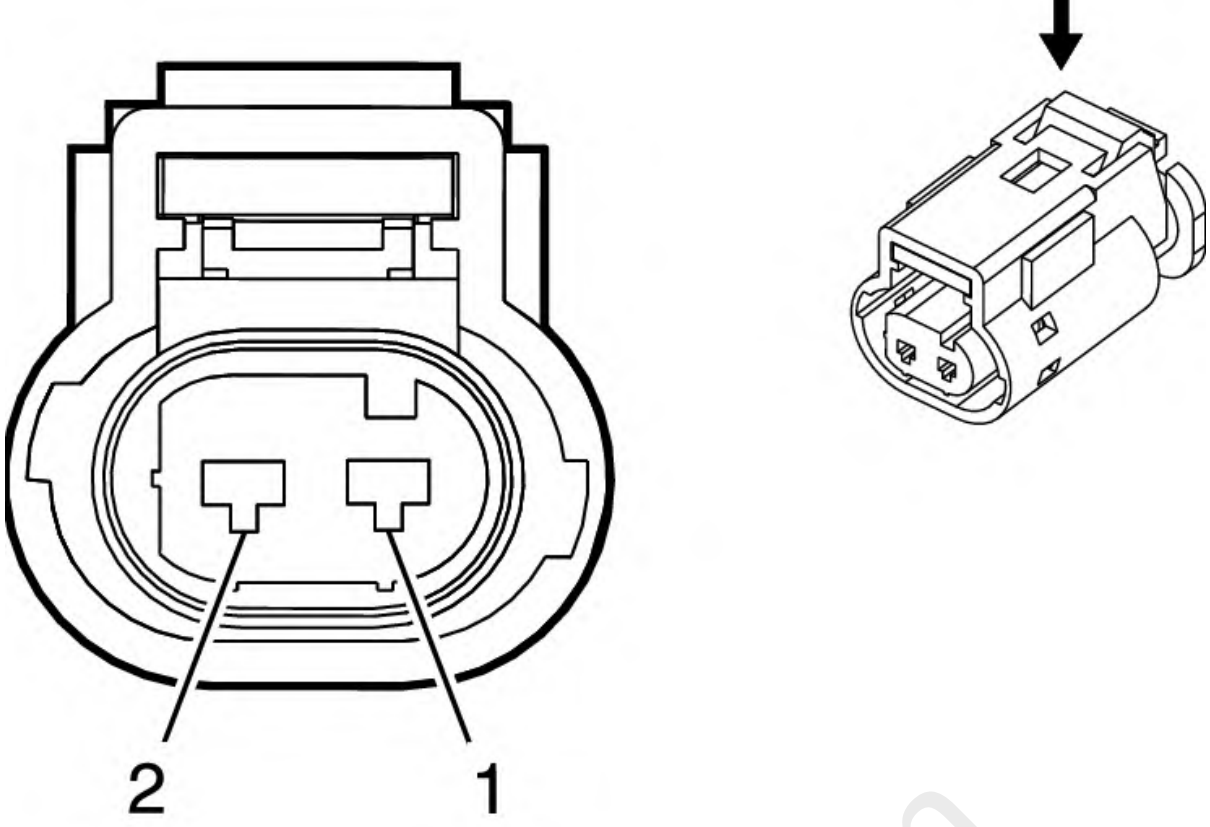

Connector Part Information

- Harness Type: Engine
- OEM Connector: 13576809
- Service Connector: 19301825
- Description: 2-Way F 1.2 Series, Sealed (BK)

Terminal Part Information

Terminal Type ID	Terminated Lead	Diagnostic Test Probe	Terminal Removal Tool	Service Terminal	Tray Name	Core Crimp	Insulation Crimp
I	Not Required	J-35616-16 (LT GN)	No Tool Required	Not Required	Not Required	Not Required	Not Required

Pin	Size	Color	Circuit	Function	Terminal Type ID	Option
1	0.5	GY/GN	5378	Exhaust Gas Temperature Sensor 3	I	LH7
2	0.5	BK/GN	3657	Exhaust Gas Temperature Sensor 3 Low Reference	I	LH7

B136 EXHAUST PARTICULATE MATTER SENSOR (LH7)

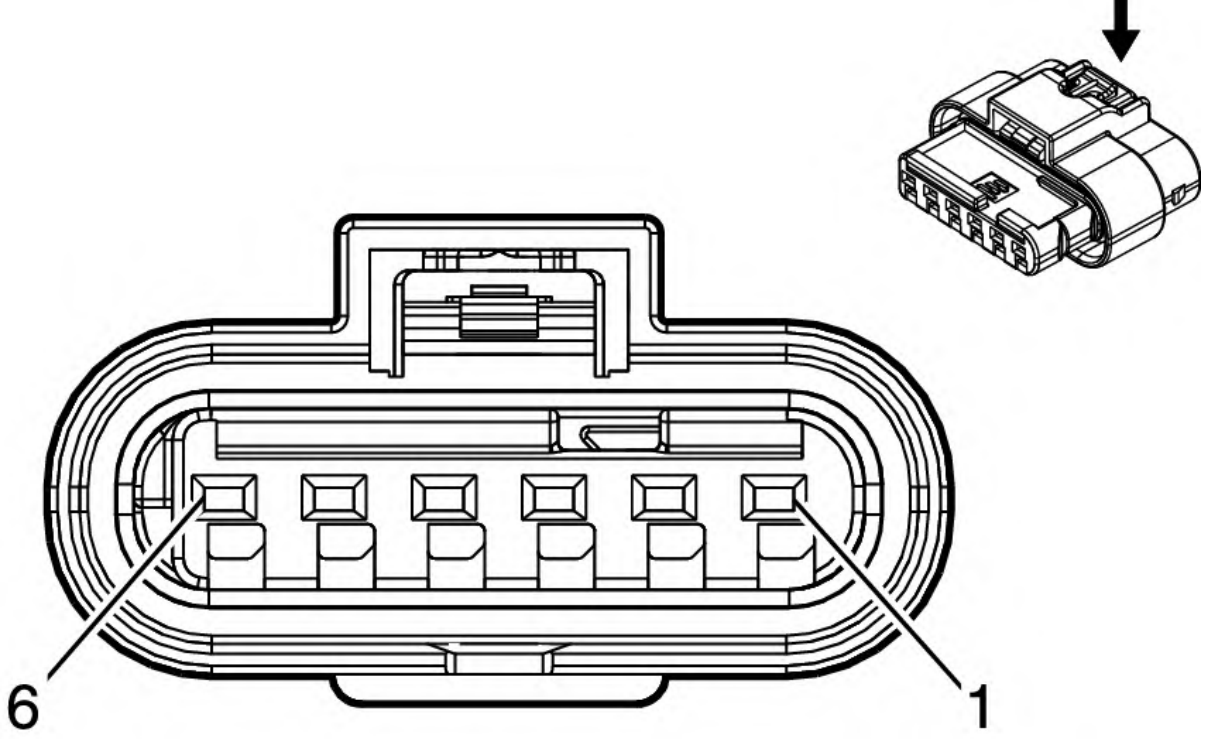

Connector Part Information

- Harness Type: Engine
- OEM Connector: 13599896
- Service Connector: 19354530
- Description: 6-Way F 1.2 MCON-LL Series, Sealed (BK)

Terminal Part Information

Terminal Type ID	Terminated Lead	Diagnostic Test Probe	Terminal Removal Tool	Service Terminal	Tray Name	Core Crimp	Insulation Crimp
I	Not Required	J-35616-16 (LT GN)	No Tool Required	Not Required	Not Required	Not Required	Not Required

Pin	Size	Color	Circuit	Function	Terminal Type ID	Option
1	0.75	BK	450	Ground	I	LH7+NDE
2	0.5	WH	4499	High Speed GMLAN Serial Data (-) 7	I	LH7+NDE
3	0.5	WH	4499	High Speed GMLAN Serial Data (-) 7	I	LH7+NDE
4	0.5	BU/BN	4498	High Speed GMLAN Serial Data (+) 7	I	LH7+NDE
5	0.5	BU/BN	4498	High Speed GMLAN Serial Data (+) 7	I	LH7+NDE
6	0.75	VT/BU	3674	NOx Sensor 1 Control	I	LH7+NDE

B150 FUEL TANK PRESSURE SENSOR (LTG/LYX+NTB/NUB)

-

Connector Part Information

- Harness Type: Fuel Tank
- OEM Connector: 13594671
- Service Connector: Service by Harness - See Part Catalog
- Description: 3-Way F

Terminal Part Information

Terminal Type ID	Terminated Lead	Diagnostic Test Probe	Terminal Removal Tool	Service Terminal	Tray Name	Core Crimp	Insulation Crimp
I	Not Required	Not Available	No Tool Required	Not Required	Not Required	Not Required	Not Required

Pin	Size	Color	Circuit	Function	Terminal Type ID	Option
1	0.5	BU/WH	890	Fuel Tank Pressure Sensor Signal	I	-
2	0.5	BK/GN	580	Engine Control Sensors Low Reference (2)	I	-
3	0.5	YE/RD	2709	Fuel Tank Pressure Sensor 5V Reference	I	-

B153D SEAT BELT BUCKLE - DRIVER

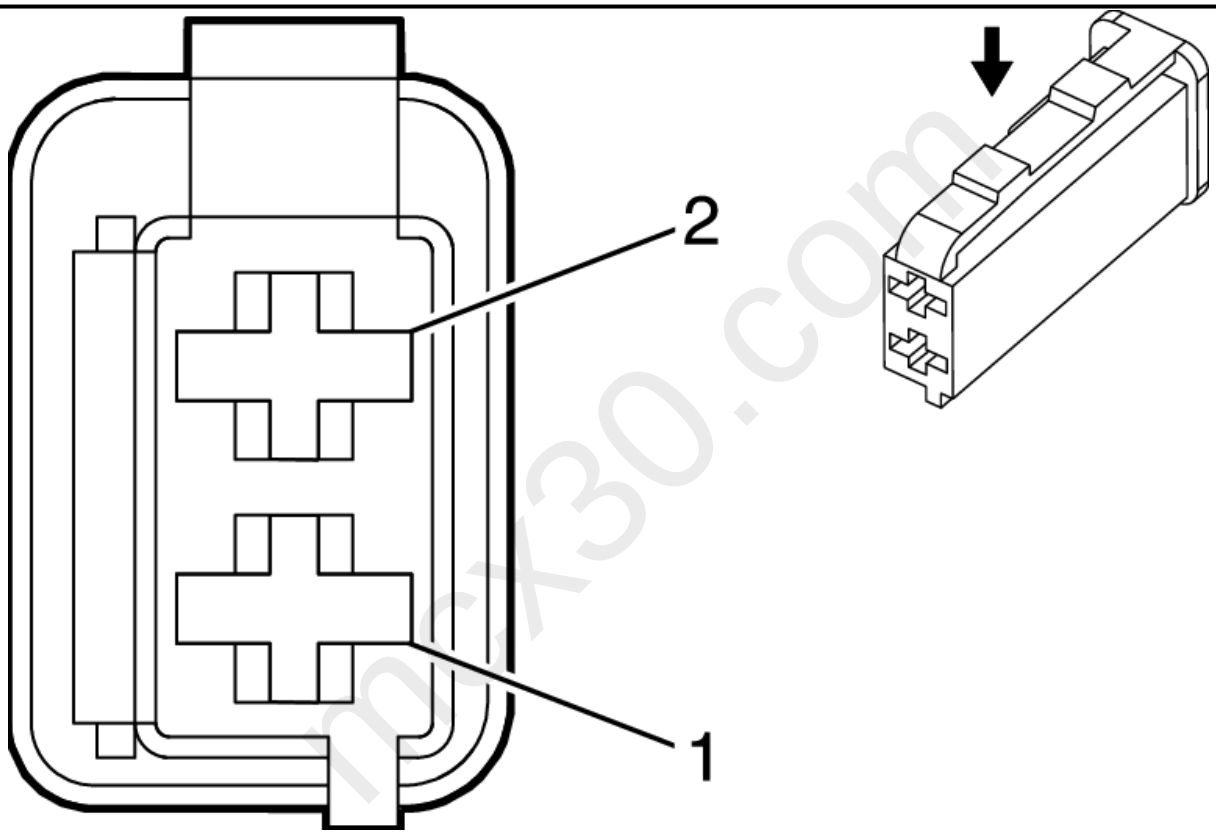

Connector Part Information

- Harness Type: Driver Seat
- OEM Connector: 1563189-1
- Service Connector: Service by Harness - See Part Catalog
- Description: 2-Way F 1.6 Timer Series (BK)

Terminal Part Information

Terminal Type ID	Terminated Lead	Diagnostic Test Probe	Terminal Removal Tool	Service Terminal	Tray Name	Core Crimp	Insulation Crimp
I	Not Required	J-35616-14 (GN)	No Tool Required	Not Required	Not Required	Not Required	Not Required

Pin	Size	Color	Circuit	Function	Terminal Type ID	Option

mgx30.com

Pin	Size	Color	Circuit	Function	Terminal Type ID	Option
1	0.35	BK/OG	1363	Driver Seat Belt Switch Low Reference	I	-
2	0.5	OG/BN	238	Driver Seat Belt Switch Signal	I	-

B153LR SEAT BELT BUCKLE - LEFT REAR (UH5)

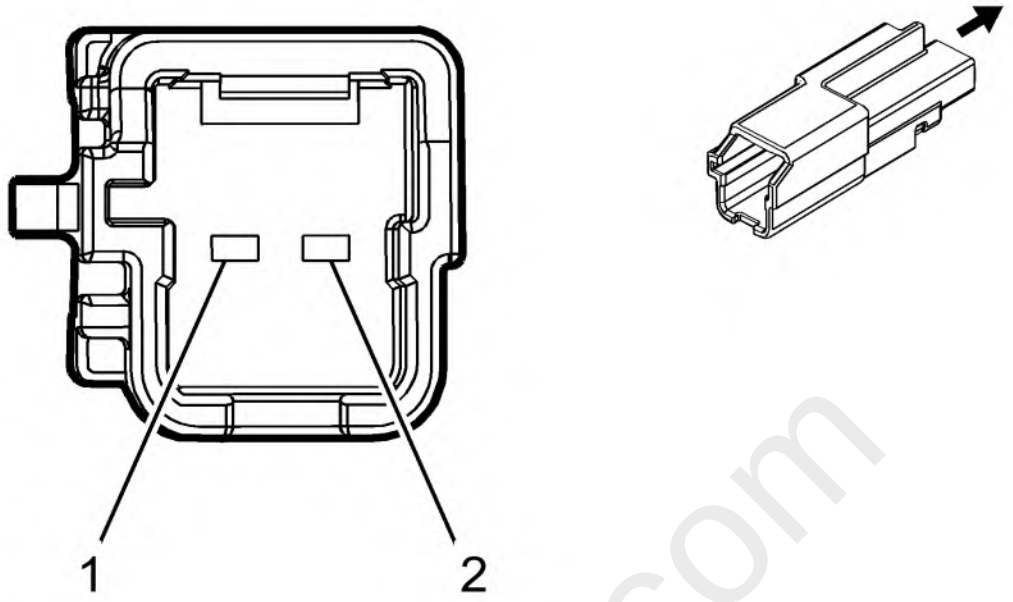

Connector Part Information

- Harness Type: Body
- OEM Connector: 13588641
- Service Connector: 19332376
- Description: 2-Way M 1.2 Series (BK)

Terminal Part Information

Terminal Type ID	Terminated Lead	Diagnostic Test Probe	Terminal Removal Tool	Service Terminal	Tray Name	Core Crimp	Insulation Crimp
I	Not Required	J-35616-17 (LT GN)	No Tool Required	Not Required	Not Required	Not Required	Not Required

Pin	Size	Color	Circuit	Function	Terminal Type ID	Option
1	0.35	BK/OG	1361	Passenger Seat Belt Switch Low Reference	I	UH5+AJG
2	0.35	YE/OG	5161	Left Rear Seat Belt Switch Signal	I	UH5+AJG

B153P SEAT BELT BUCKLE - PASSENGER

mcx30.com

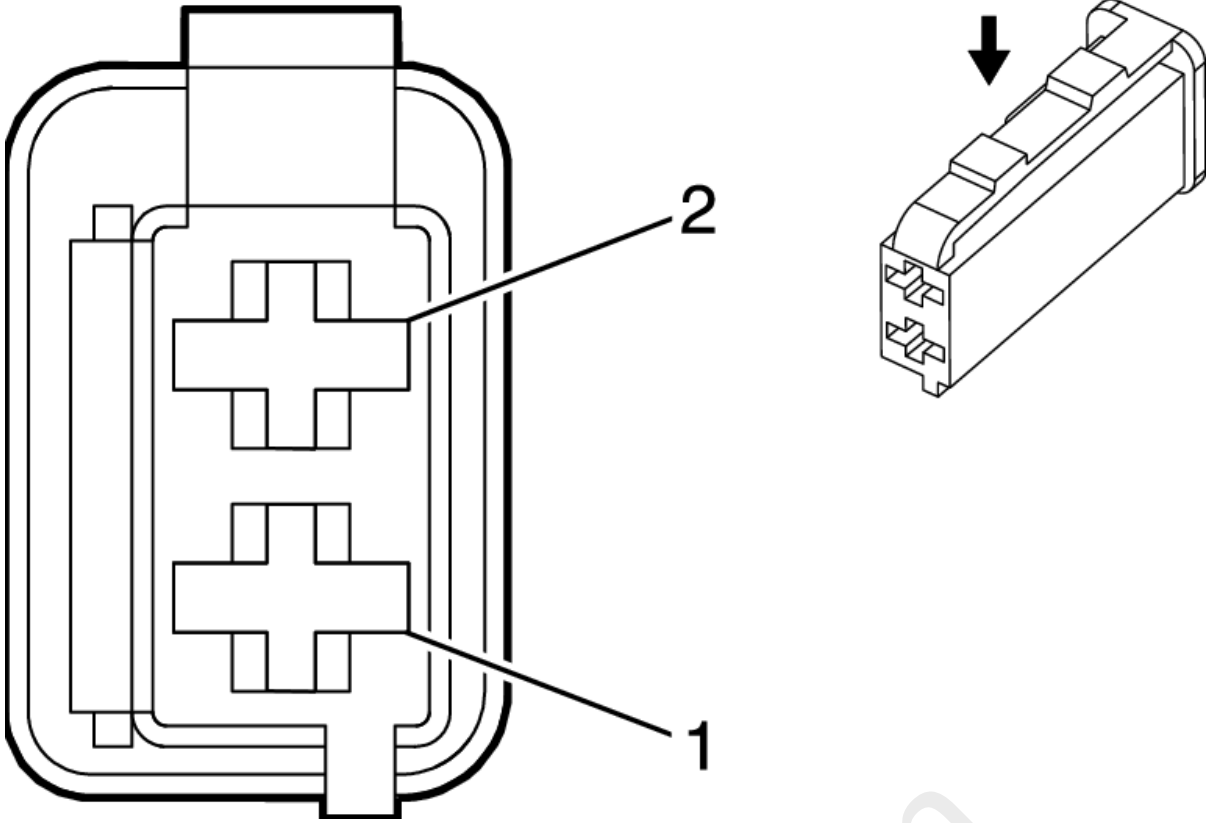

Connector Part Information

- Harness Type: Passenger Seat
- OEM Connector: 1563189-1
- Service Connector: Service by Harness - See Part Catalog
- Description: 2-Way F 1.6 Timer Series (BK)

Terminal Part Information

Terminal Type ID	Terminated Lead	Diagnostic Test Probe	Terminal Removal Tool	Service Terminal	Tray Name	Core Crimp	Insulation Crimp
I	Not Required	J-35616-14 (GN)	No Tool Required	Not Required	Not Required	Not Required	Not Required

Pin	Size	Color	Circuit	Function	Terminal Type ID	Option
1	0.35	BK/OG	1361	Passenger Seat Belt Switch Low Reference	I	-
2	0.35	OG/VT	1362	Passenger Seat Belt Switch Signal	I	-

B153RM SEAT BELT BUCKLE - REAR MIDDLE (UH5)

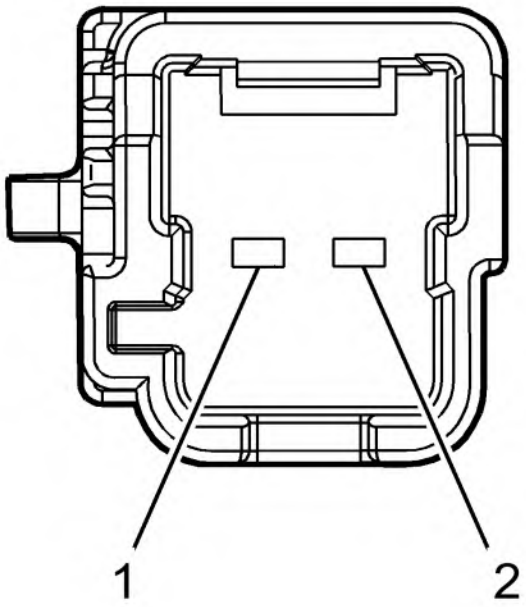

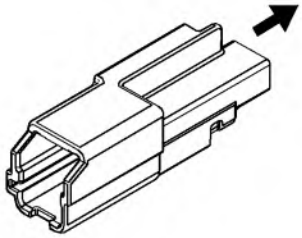

Connector Part Information

- Harness Type: Body
- OEM Connector: 13591362
- Service Connector: 19332377
- Description: 2-Way M 1.2 Series (GY)

Terminal Part Information

Terminal Type ID	Terminated Lead	Diagnostic Test Probe	Terminal Removal Tool	Service Terminal	Tray Name	Core Crimp	Insulation Crimp
I	Not Required	J-35616-17 (LT GN)	No Tool Required	Not Required	Not Required	Not Required	Not Required

Pin	Size	Color	Circuit	Function	Terminal Type ID	Option
1	0.35	BK/OG	1361	Passenger Seat Belt Switch Low Reference	I	UH5+AJG
2	0.35	BU/OG	5163	Center Rear Seat Belt Switch Signal	I	UH5+AJG

B153RR SEAT BELT BUCKLE - RIGHT REAR (UH5)

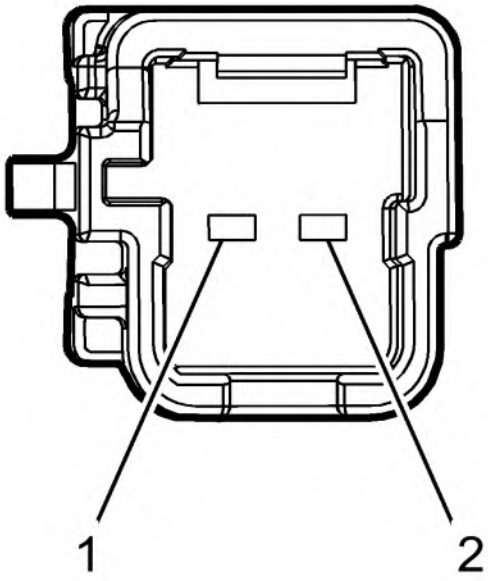

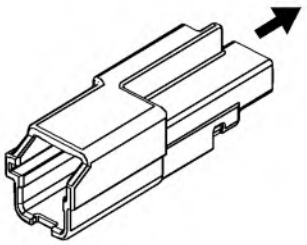

Connector Part Information

- Harness Type: Body
- OEM Connector: 13588641
- Service Connector: 19332376
- Description: 2-Way M 1.2 Series (BK)

Terminal Part Information

Terminal Type ID	Terminated Lead	Diagnostic Test Probe	Terminal Removal Tool	Service Terminal	Tray Name	Core Crimp	Insulation Crimp
I	Not Required	J-35616-17 (LT GN)	No Tool Required	Not Required	Not Required	Not Required	Not Required

Pin	Size	Color	Circuit	Function	Terminal Type ID	Option
1	0.35	BK/OG	1361	Passenger Seat Belt Switch Low Reference	I	UH5+AJG
2	0.35	BN/OG	5162	Right Rear Seat Belt Switch Signal	I	UH5+AJG

B154 DIESEL PARTICULATE FILTER EXHAUST DIFFERENTIAL PRESSURE SENSOR (LH7)

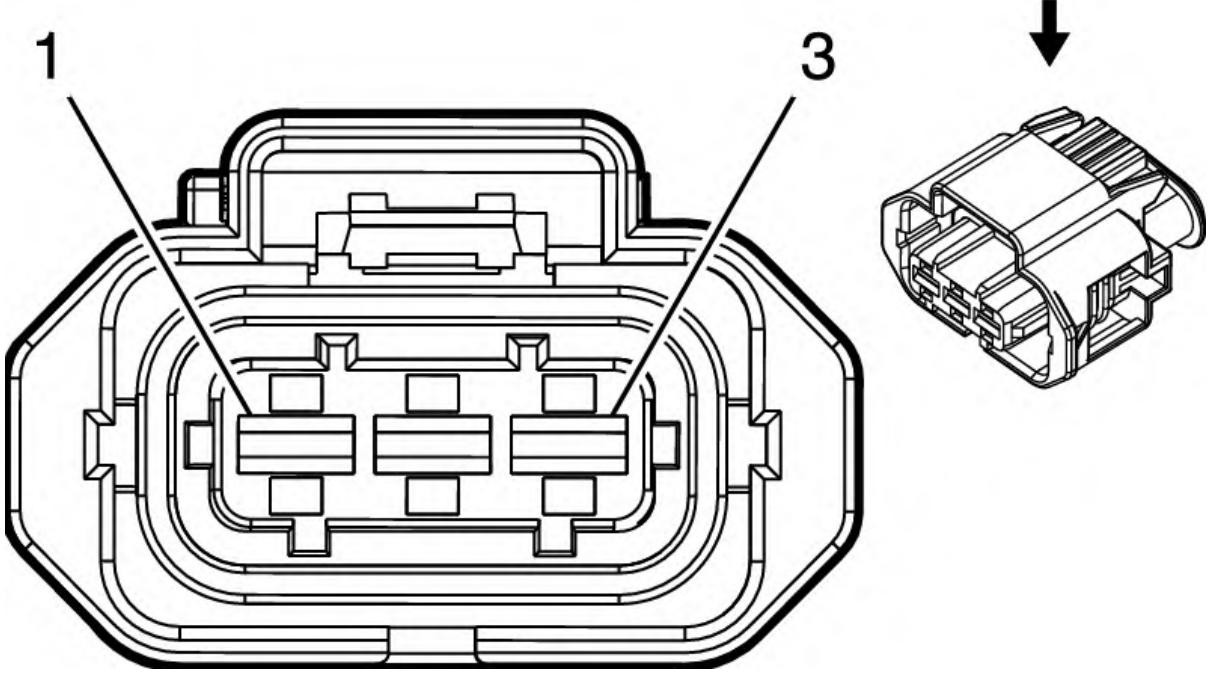

Connector Part Information

- Harness Type: Engine
- OEM Connector: 1928405717
- Service Connector: 13384360
- Description: 3-Way F 2.8 Series, Sealed (BK with BU Lock)

Terminal Part Information

Terminal Type ID	Terminated Lead	Diagnostic Test Probe	Terminal Removal Tool	Service Terminal	Tray Name	Core Crimp	Insulation Crimp
I	Not Required	J-35616-35 (VT)	No Tool Required	Not Required	Not Required	Not Required	Not Required

Pin	Size	Color	Circuit	Function	Terminal Type ID	Option
1	0.5	WH/RD	6054	Exhaust Pressure Sensor 5V Reference 1	I	LH7
2	0.5	BK/YE	6055	Exhaust Pressure Sensor Low Reference 1	I	LH7
3	0.5	BU	6053	Exhaust Pressure Sensor Signal 1	I	LH7

B160 WINDSHIELD TEMPERATURE AND INSIDE MOISTURE SENSOR (ASV)

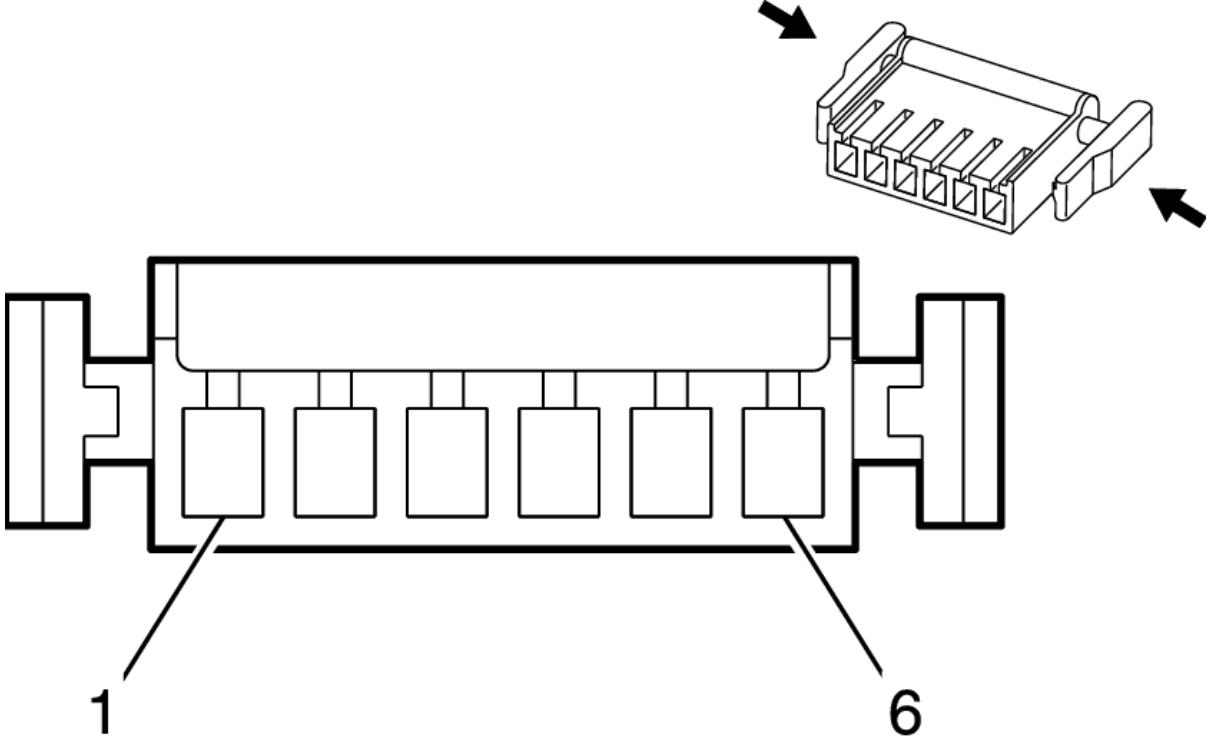

Connector Part Information

- Harness Type: Headliner
- OEM Connector: 24419225
- Service Connector: Service by Harness - See Part Catalog
- Description: 6-Way F 0.64 Micro-Quadlock Series (BK)

Terminal Part Information

Terminal Type ID	Terminated Lead	Diagnostic Test Probe	Terminal Removal Tool	Service Terminal	Tray Name	Core Crimp	Insulation Crimp
I	Not Required	Not Available	No Tool Required	Not Required	Not Required	Not Required	Not Required

Pin	Size	Color	Circuit	Function	Terminal Type ID	Option
1	0.35	YE/RD	597	5V Reference	I	-
2	0.35	GY/BU	7564	Humidity Sensor Signal	I	-
3	0.35	BK/BU	7566	Humidity/Windscreen Temp Sensor Low Reference	I	-
4	0.35	GY/GN	7565	Windscreen Temp Sensor Signal	I	-
5	0.35	YE/BU	3197	Humidity Temperature Sensor Signal	I	-
6	-	-	-	Not Occupied	-	-

B174G FRONTVIEW CAMERA - GRILLE (UVH)

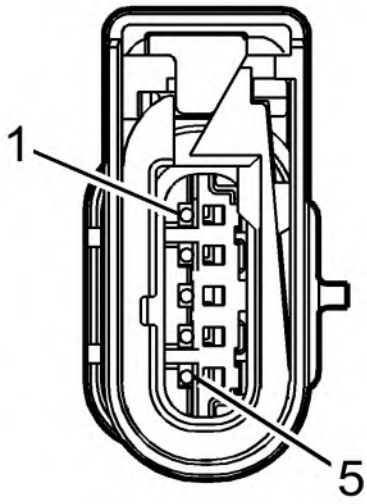

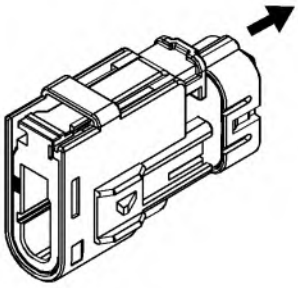

Connector Part Information

- Harness Type: Front Fascia
- OEM Connector: 13519369
- Service Connector: Service by Harness - See Part Catalog
- Description: 5-Way M 1.2 Series, Sealed (BK)

Terminal Part Information

Terminal Type ID	Terminated Lead	Diagnostic Test Probe	Terminal Removal Tool	Service Terminal	Tray Name	Core Crimp	Insulation Crimp
I	Not Required	J-35616-17 (LT GN)	No Tool Required	Not Required	Not Required	Not Required	Not Required

Pin	Size	Color	Circuit	Function	Terminal Type ID	Option
1	0.35	GY/YE	6972	Camera Signal 2 +	I	UVH
2	0.35	WH	6974	Camera Low Reference	I	UVH
3	0.35	WH/BU	6973	Camera Signal 2	I	UVH
4	0.35	BK/WH	1351	Signal Ground	I	UVH
5	0.35	GN/YE	6840	Auxiliary Device 2 Switched Voltage	I	UVH

B177 RAIN/AMBIENT LIGHT SENSOR MODULE (CE1)

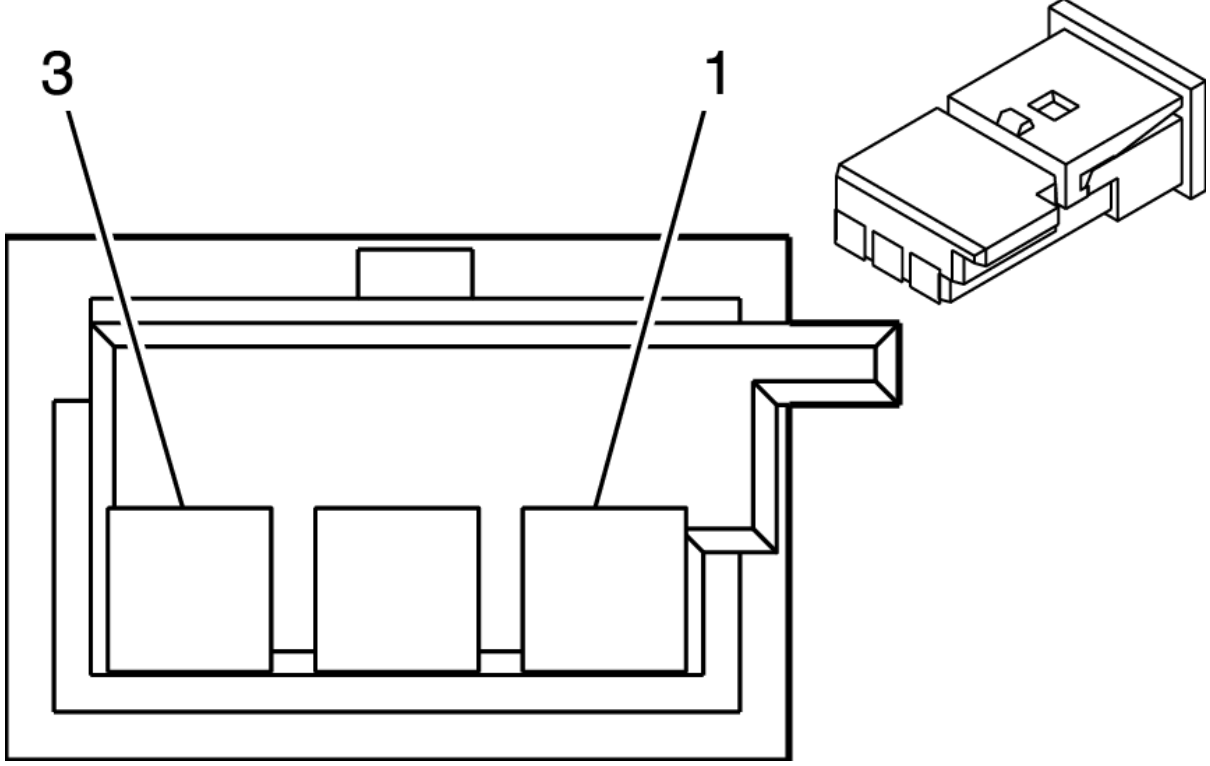

Connector Part Information

- Harness Type: Rain/Ambient Light Sensor Module
- OEM Connector: 13153088
- Service Connector: Service by Harness - See Part Catalog
- Description: 3-Way F 0.64 Micro-Quadlock Series (BK)

Terminal Part Information

Terminal Type ID	Terminated Lead	Diagnostic Test Probe	Terminal Removal Tool	Service Terminal	Tray Name	Core Crimp	Insulation Crimp
I	Not Required	J-35616-64B (LT BU)	No Tool Required	Not Required	Not Required	Not Required	Not Required

Pin	Size	Color	Circuit	Function	Terminal Type ID	Option
1	0.35	RD/VT	1940	Battery Positive Voltage	I	-
2	0.35	GN/BN	6132	Local Interconnect Network Serial Data Bus 1	I	-
3	0.35	BK	850	Ground	I	-

B193A CHARGE AIR COOLER INLET TEMPERATURE SENSOR (LH7)

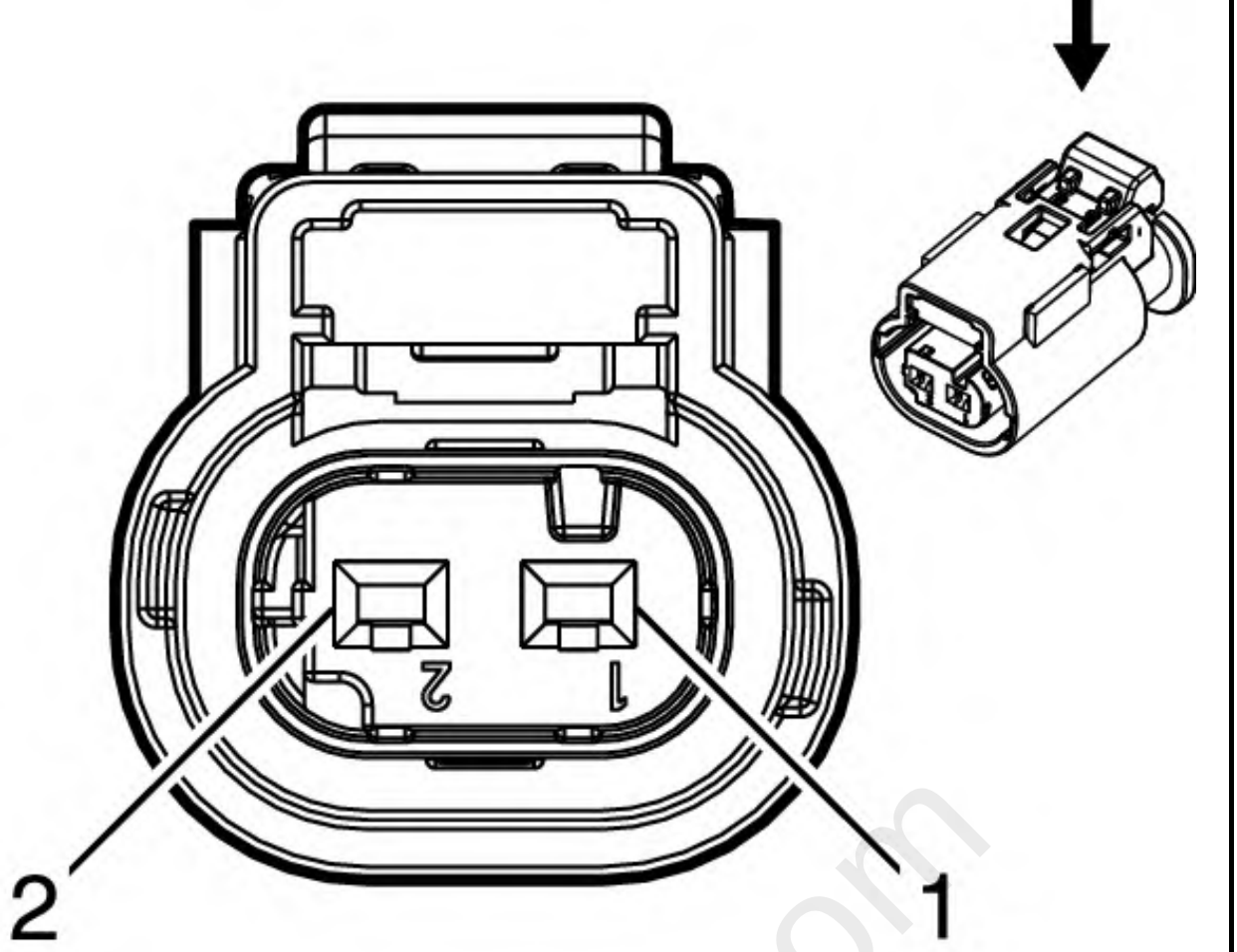

Connector Part Information

- Harness Type: Cooling Fan
- OEM Connector: 13503566
- Service Connector: Service by Harness - See Part Catalog
- Description: 2-Way F 1.2 Multilock Series, Sealed (BK)

Terminal Part Information

Terminal Type ID	Terminated Lead	Diagnostic Test Probe	Terminal Removal Tool	Service Terminal	Tray Name	Core Crimp	Insulation Crimp
I	Not Required	J-35616-16 (LT GN)	No Tool Required	Not Required	Not Required	Not Required	Not Required

Pin	Size	Color	Circuit	Function	Terminal Type ID	Option
1	0.35	GN	3683	Charge Air Cooler Inlet Temperature Sensor Signal	I	LH7
2	0.35	YE/BK	3682	Charge Air Cooler Inlet Temperature Sensor Low Reference	I	LH7

B193B CHARGE AIR COOLER OUTLET TEMPERATURE SENSOR (LH7)

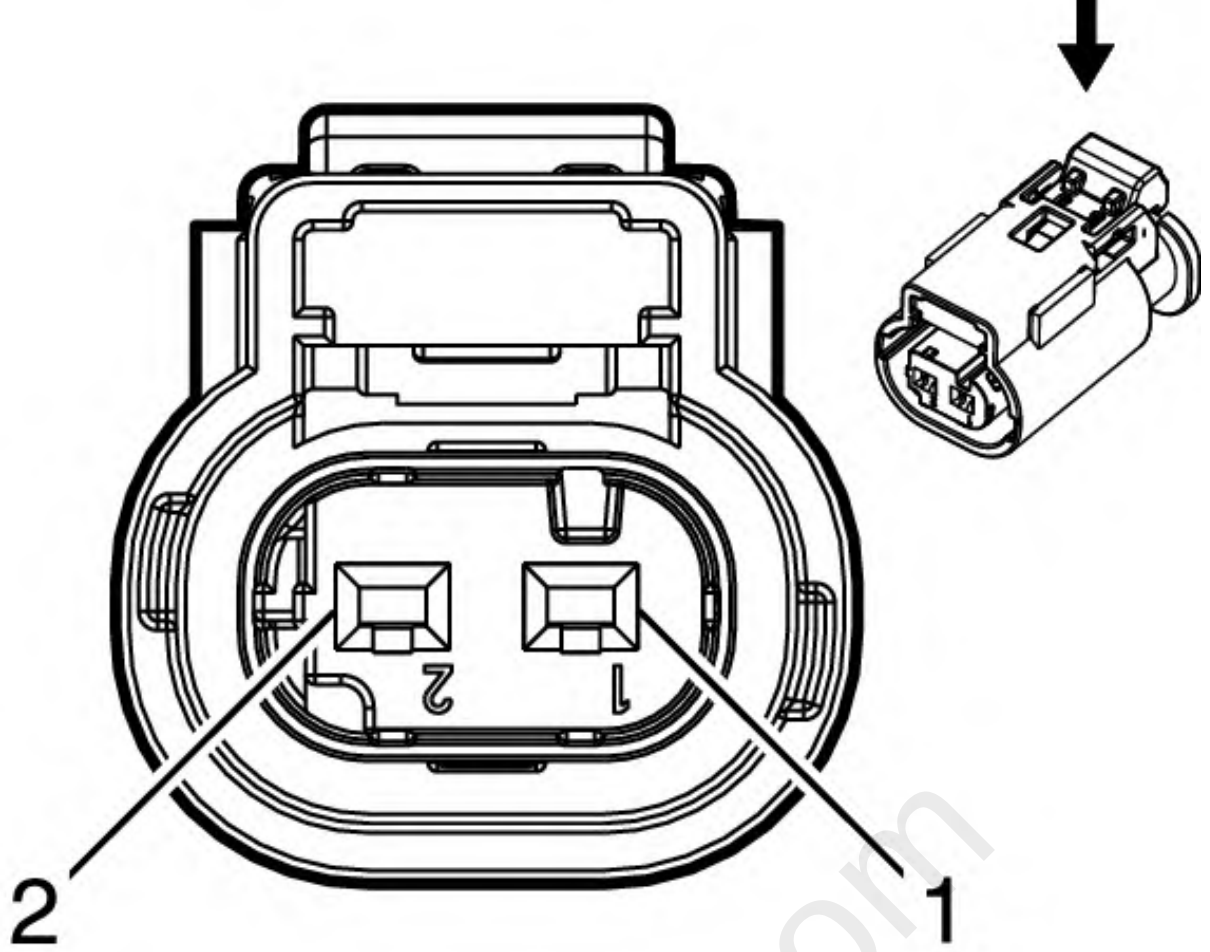

Connector Part Information

- Harness Type: Cooling Fan
- OEM Connector: 13503566
- Service Connector: Service by Harness - See Part Catalog
- Description: 2-Way F 1.2 Multilock Series, Sealed (BK)

Terminal Part Information

Terminal Type ID	Terminated Lead	Diagnostic Test Probe	Terminal Removal Tool	Service Terminal	Tray Name	Core Crimp	Insulation Crimp
I	Not Required	J-35616-16 (LT GN)	No Tool Required	Not Required	Not Required	Not Required	Not Required

Pin	Size	Color	Circuit	Function	Terminal Type ID	Option
1	0.35	BN	3681	Charge Air Cooler Outlet Temperature Sensor Signal	I	LH7
2	0.35	YE/BU	3680	Charge Air Cooler Outlet Temperature Sensor Low Reference	I	LH7

B195A NITROGEN OXIDES SENSOR 1 (LH7)

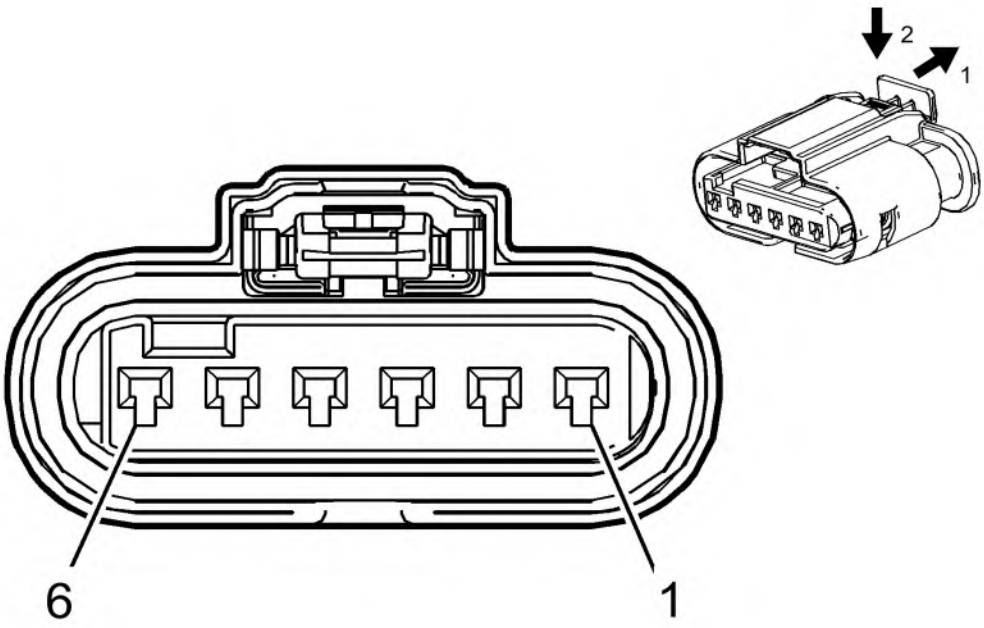

Connector Part Information

- Harness Type: Engine
- OEM Connector: 13599894
- Service Connector: 19368560
- Description: 6-Way F 1.2 MCON-LL Series, Sealed (BK)

Terminal Part Information

Terminal Type ID	Terminated Lead	Diagnostic Test Probe	Terminal Removal Tool	Service Terminal	Tray Name	Core Crimp	Insulation Crimp
I	Not Required	J-35616-16 (LT GN)	No Tool Required	Not Required	Not Required	Not Required	Not Required

Pin	Size	Color	Circuit	Function	Terminal Type ID	Option
1	0.75	VT/BU	3674	NOx Sensor 1 Control	I	LH7+NDE
2	0.5	BU/BN	4498	High Speed GMLAN Serial Data (+) 7	I	LH7+NDE
3	0.5	BU/BN	4498	High Speed GMLAN Serial Data (+) 7	I	LH7+NDE
4	0.5	WH	4499	High Speed GMLAN Serial Data (-) 7	I	LH7+NDE
5	0.5	WH	4499	High Speed GMLAN Serial Data (-) 7	I	LH7+NDE
6	0.75	BK	450	Ground	I	LH7+NDE

B195B NITROGEN OXIDES SENSOR 2 (LH7)

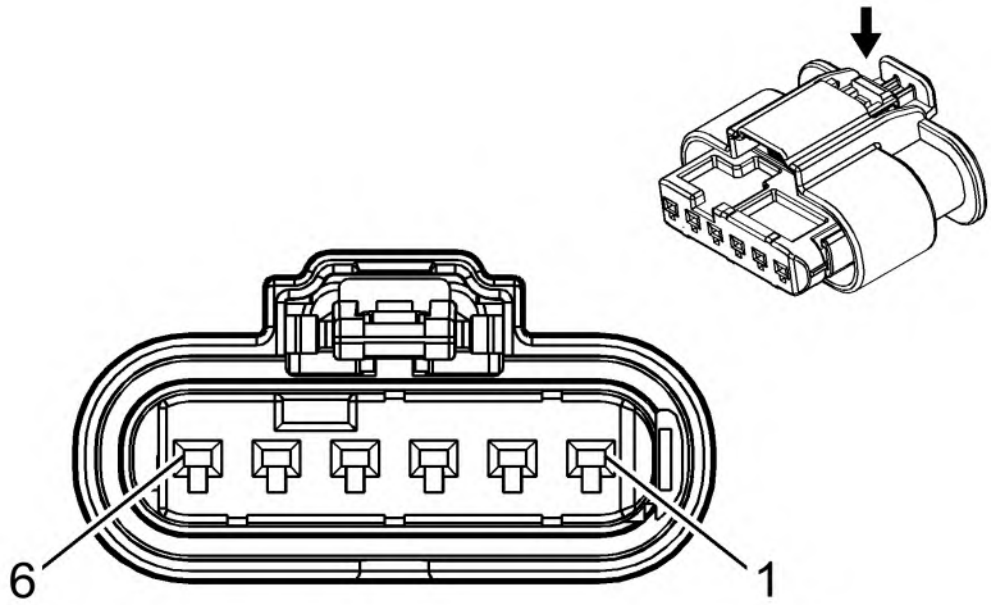

Connector Part Information

- Harness Type: Body
- OEM Connector: 34900-6128
- Service Connector: 19368561
- Description: 6-Way F 1.2 MCON-LL Series, Sealed (GY)

Terminal Part Information

Terminal Type ID	Terminated Lead	Diagnostic Test Probe	Terminal Removal Tool	Service Terminal	Tray Name	Core Crimp	Insulation Crimp
I	Not Required	J-35616-16 (LT GN)	No Tool Required	Not Required	Not Required	Not Required	Not Required

Pin	Size	Color	Circuit	Function	Terminal Type ID	Option
1	0.75	VT/BU	3674	NOx Sensor 1 Control	I	-
2	0.5	BU/BN	4498	High Speed GMLAN Serial Data (+) 7	I	LH7+NDE
3	0.5	BU/BN	4498	High Speed GMLAN Serial Data (+) 7	I	LH7+NDE
4	0.5	WH	4499	High Speed GMLAN Serial Data (-) 7	I	LH7+NDE
5	0.5	WH	4499	High Speed GMLAN Serial Data (-) 7	I	LH7+NDE
6	0.75	BK	1950	Ground	I	LH7+NDE

B203 RADIATOR COOLANT TEMPERATURE SENSOR (LH7)

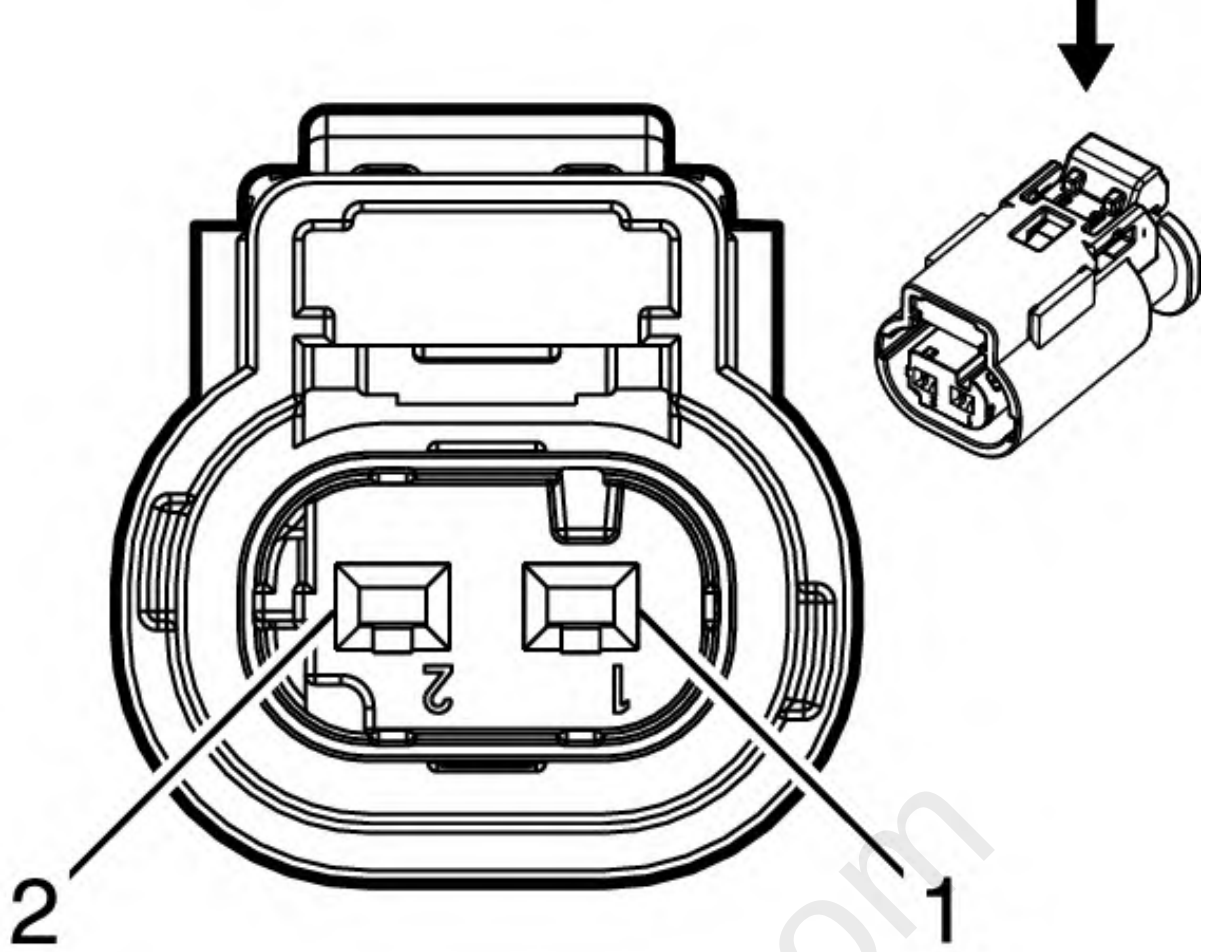

Connector Part Information

- Harness Type: Engine
- OEM Connector: 13503566
- Service Connector: 13587326
- Description: 2-Way F 1.2 Multilock Series, Sealed (BK)

Terminal Part Information

Terminal Type ID	Terminated Lead	Diagnostic Test Probe	Terminal Removal Tool	Service Terminal	Tray Name	Core Crimp	Insulation Crimp
I	Not Required	J-35616-16 (LT GN)	No Tool Required	Not Required	Not Required	Not Required	Not Required

Pin	Size	Color	Circuit	Function	Terminal Type ID	Option
1	0.5	GN/VT	2032	Coolant Temperature Sensor Signal	I	LH7
2	0.5	BK/BU	6813	Coolant Temperature Sensor 2 Low Reference	I	LH7

B218L SIDE OBJECT SENSOR MODULE - LEFT (UKC)

mcx30.com

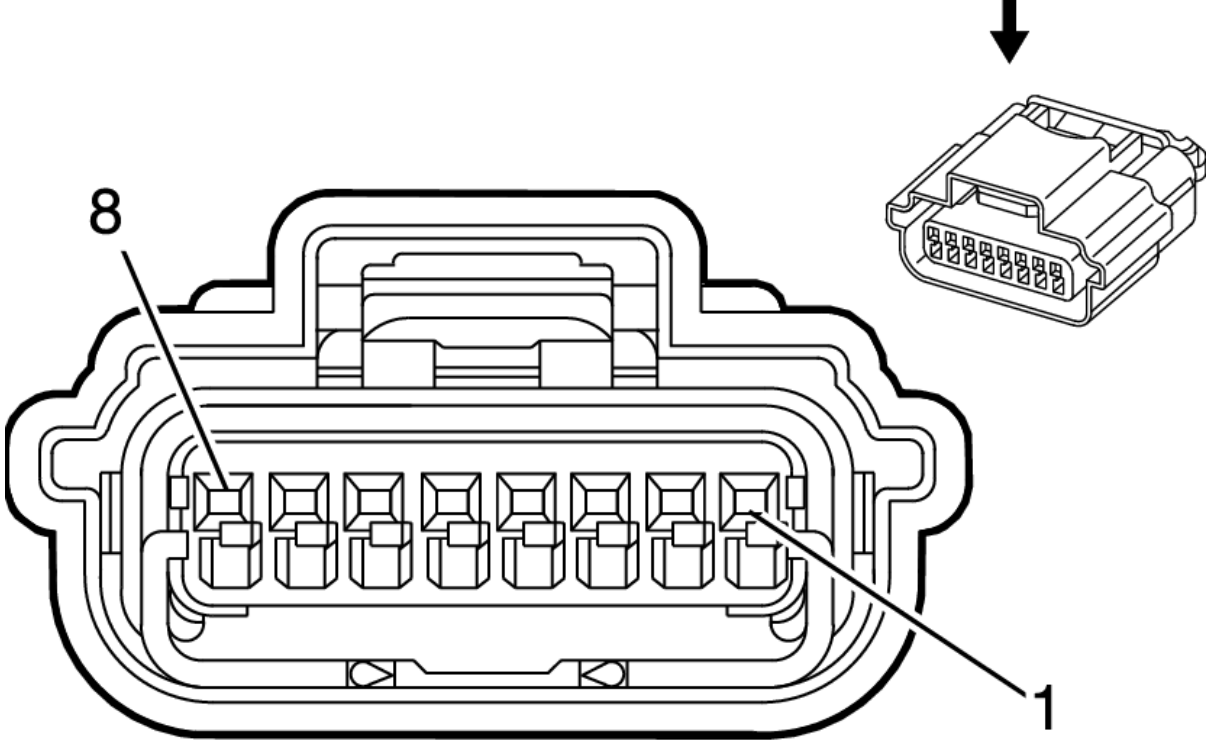

Connector Part Information

- Harness Type: Rear Fascia
- OEM Connector: 13591765
- Service Connector: Service by Harness - See Part Catalog
- Description: 8-Way F 0.64 Series, Sealed (BK)

Terminal Part Information

Terminal Type ID	Terminated Lead	Diagnostic Test Probe	Terminal Removal Tool	Service Terminal	Tray Name	Core Crimp	Insulation Crimp
I	Not Required	J-35616-64B (LT BU)	No Tool Required	Not Required	Not Required	Not Required	Not Required

Pin	Size	Color	Circuit	Function	Terminal Type ID	Option
1	0.35	GN	5060	Low Speed GMLAN Serial Data	I	UKC
2 - 3	-	-	-	Not Occupied	-	-
4	0.35	BU/WH	3812	High Speed GMLAN Serial Data (+) 5	I	UKC
5	0.35	BU/YE	3810	High Speed GMLAN Serial Data (-) 5	I	UKC
6	-	-	-	Not Occupied	-	-
7	0.35	BK	2550	Ground	I	UKC
8	0.5	RD/BN	1140	Battery Positive Voltage	I	UKC

B218R SIDE OBJECT SENSOR MODULE - RIGHT (UKC)

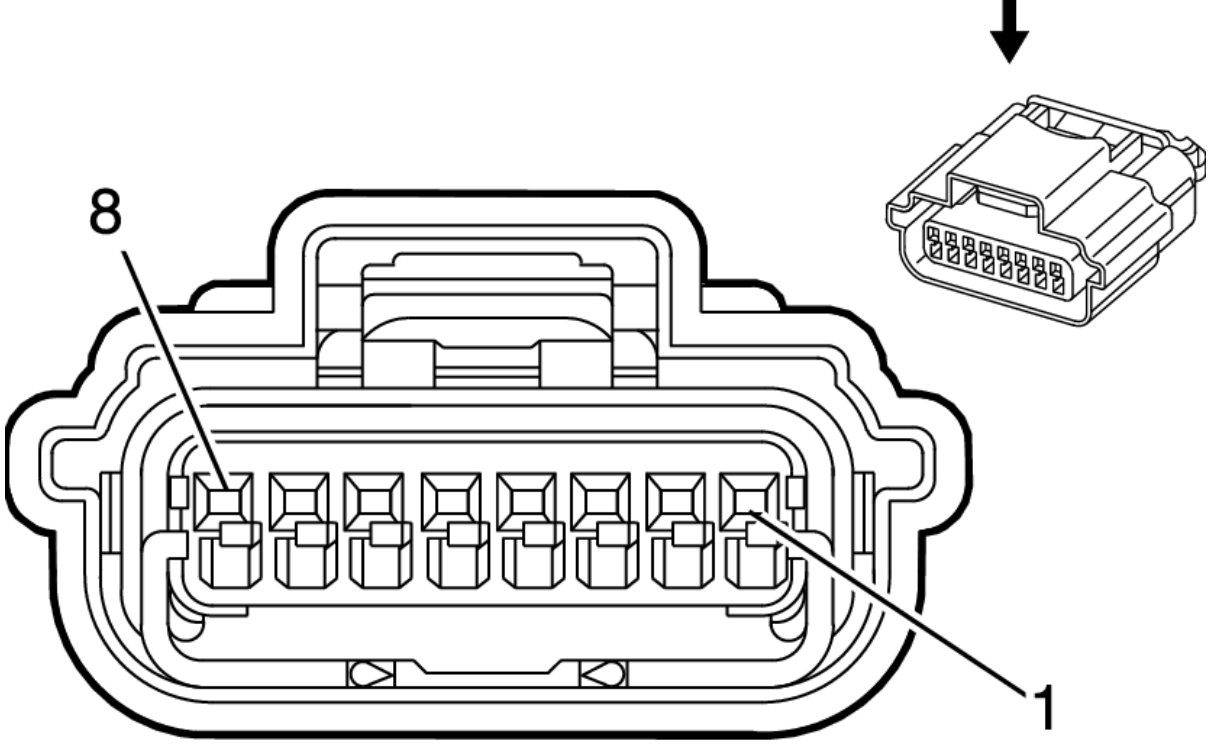

Connector Part Information

- Harness Type: Rear Fascia
- OEM Connector: 13591766
- Service Connector: Service by Harness - See Part Catalog
- Description: 8-Way F 0.64 Series, Sealed (BK)

Terminal Part Information

Terminal Type ID	Terminated Lead	Diagnostic Test Probe	Terminal Removal Tool	Service Terminal	Tray Name	Core Crimp	Insulation Crimp
I	Not Required	J-35616-64B (LT BU)	No Tool Required	Not Required	Not Required	Not Required	Not Required

Pin	Size	Color	Circuit	Function	Terminal Type ID	Option
1	0.35	GY	1761	Right Side Object Detection LED Control	I	UKC
2	0.35	GY/YE	1760	Left Side Object Detection LED Control	I	UKC
3	-	-	-	Not Occupied	-	-
4	0.35	BU/WH	3812	High Speed GMLAN Serial Data (+) 5	I	UKC
5	0.35	BU/YE	3810	High Speed GMLAN Serial Data (-) 5	I	UKC
6	-	-	-	Not Occupied	-	-
7	0.35	BK	2550	Ground	I	UKC
8	0.5	RD/BN	1140	Battery Positive Voltage	I	UKC

B267 PISTON COOLING OIL PRESSURE SWITCH (LH7)

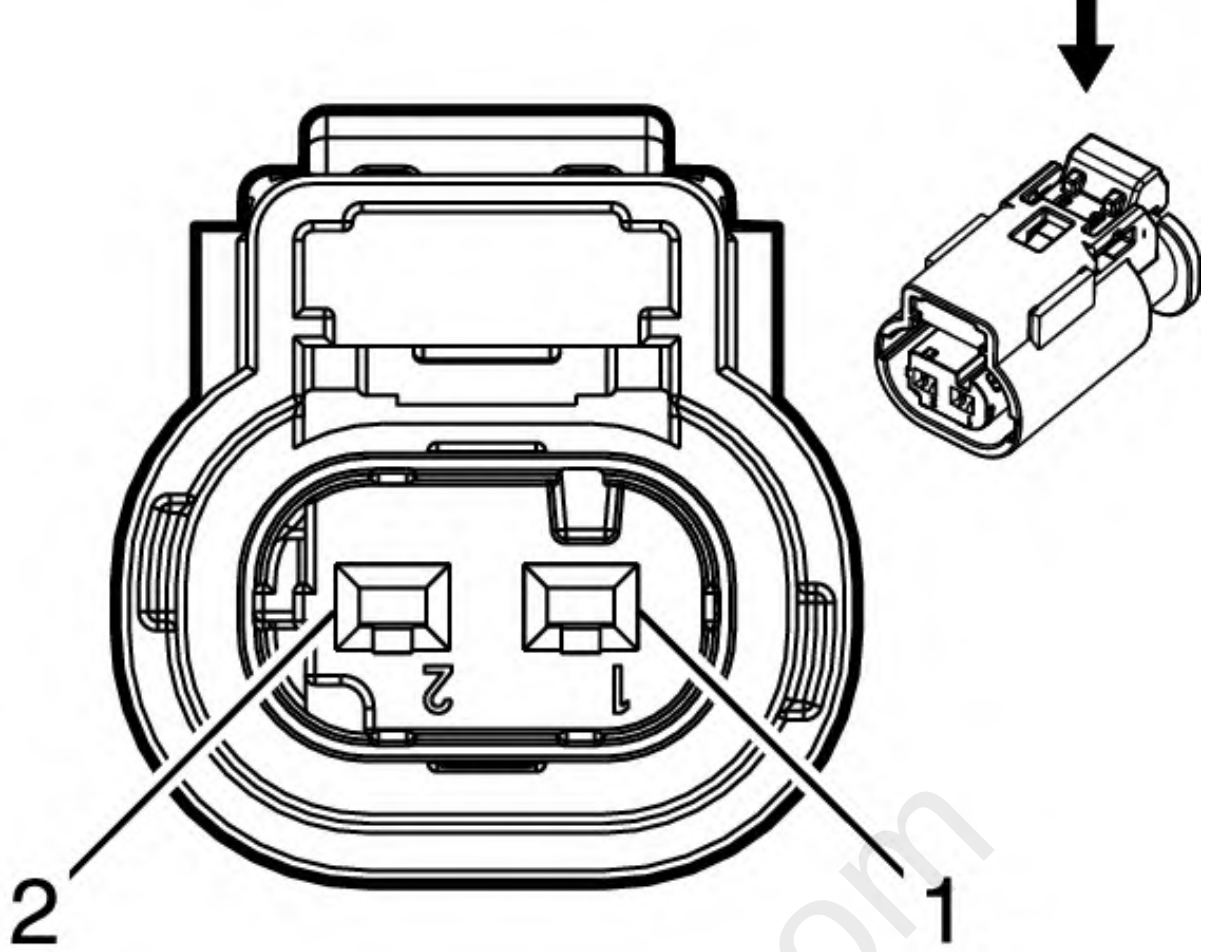

Connector Part Information

- Harness Type: Engine
- OEM Connector: 13503566
- Service Connector: 13587326
- Description: 2-Way F 1.2 Multilock Series, Sealed (BK)

Terminal Part Information

Terminal Type ID	Terminated Lead	Diagnostic Test Probe	Terminal Removal Tool	Service Terminal	Tray Name	Core Crimp	Insulation Crimp
I	Not Required	J-35616-16 (LT GN)	No Tool Required	Not Required	Not Required	Not Required	Not Required

Pin	Size	Color	Circuit	Function	Terminal Type ID	Option
1	0.5	GN	3919	Piston Cooling Oil Pressure Signal	I	LH7
2	-	-	-	Not Occupied	-	-

B280 AUTOMATIC TRANSMISSION ACCUMULATOR SOLENOID VALVE (KL9+M3D/M3H/M3U)

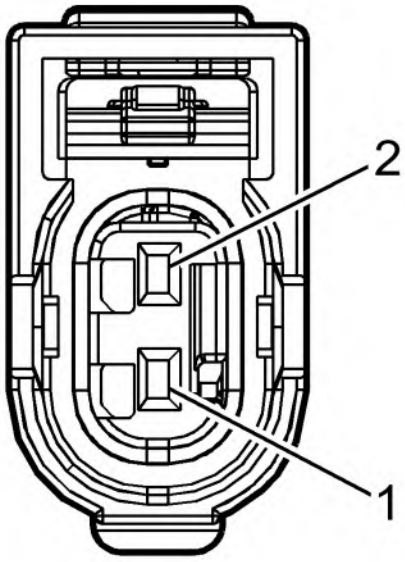

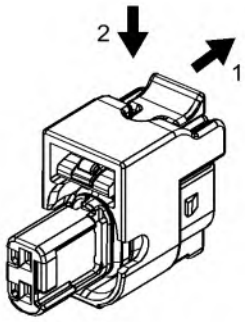

Connector Part Information

- Harness Type: Engine
- OEM Connector: 4-2098641-1
- Service Connector: 19355451
- Description: 2-Way F 1.2 MCP Series, Sealed (BK)

Terminal Part Information

Terminal Type ID	Terminated Lead	Diagnostic Test Probe	Terminal Removal Tool	Service Terminal	Tray Name	Core Crimp	Insulation Crimp
I	Not Required	J-35616-16 (LT GN)	No Tool Required	Not Required	Not Required	Not Required	Not Required

Pin	Size	Color	Circuit	Function	Terminal Type ID	Option
1	0.5	GN/GY	6387	Transmission High Side Driver 1 Signal Driver	I	-
2	0.5	WH/GY	4578	Surge Accumulator Solenoid Low Side Control	I	-

B280 AUTOMATIC TRANSMISSION ACCUMULATOR SOLENOID VALVE (KL9+MHG/MNH)

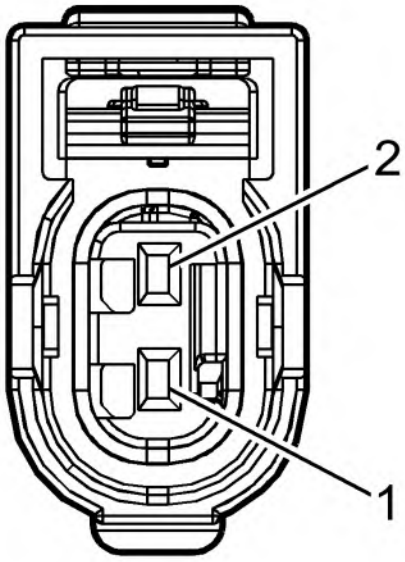

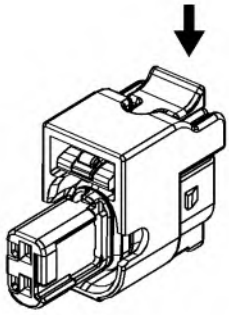

Connector Part Information

- Harness Type: Engine
- OEM Connector: 2098641-1
- Service Connector: 19330669
- Description: 2-Way F 1.2 MCP Series, Sealed (BN)

Terminal Part Information

Terminal Type ID	Terminated Lead	Diagnostic Test Probe	Terminal Removal Tool	Service Terminal	Tray Name	Core Crimp	Insulation Crimp
I	Not Required	J-35616-16 (LT GN)	No Tool Required	Not Required	Not Required	Not Required	Not Required

Pin	Size	Color	Circuit	Function	Terminal Type ID	Option
1	0.5 0.5	VT/BU VT/BU	5293 5294	Powertrain Main Relay Fused Supply 4 Powertrain Main Relay Fused Supply 5	I I	KL9+LH7 KL9+LYX-MD3
2	0.5	WH/GY	4578	Surge Accumulator Solenoid Low Side Control	I	-

B295 REDUCTANT QUALITY SENSOR (LH7)

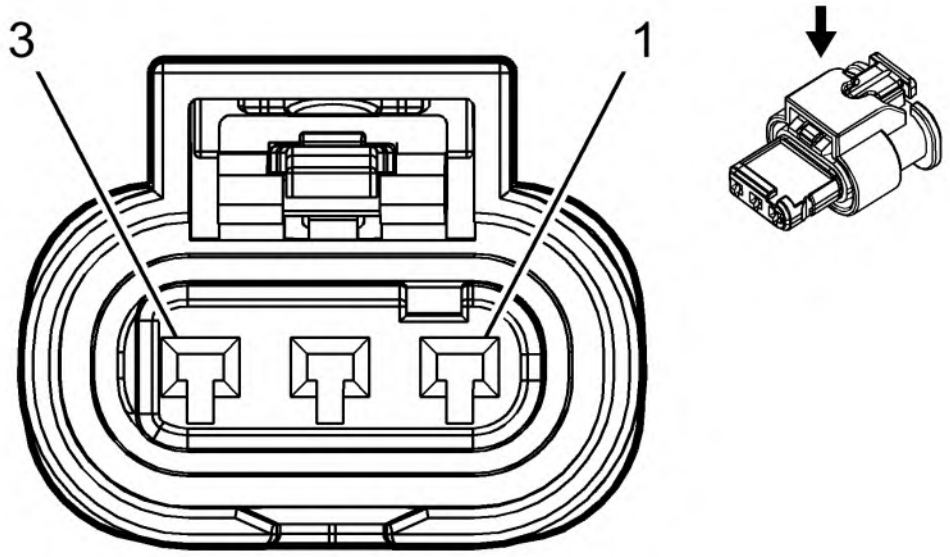

Connector Part Information

- Harness Type: Reductant
- OEM Connector: 1-1718644-1
- Service Connector: Service by Harness - See Part Catalog
- Description: 3-Way F 1.2 MCON Series, Sealed (BK)

Terminal Part Information

Terminal Type ID	Terminated Lead	Diagnostic Test Probe	Terminal Removal Tool	Service Terminal	Tray Name	Core Crimp	Insulation Crimp
I	Not Required	No Tool Required	No Tool Required	Not Required	Not Required	Not Required	Not Required

Pin	Size	Color	Circuit	Function	Terminal Type ID	Option
1	0.5	BK/WH	9030	Sensor 5V Reference	I	-
2	0.5	WH	9031	Sensor Signal	I	-
3	0.5	BK	9032	Signal Ground	I	-

B306A PARKING ASSIST SENSOR - FRONT LEFT OUTER (UD5/UFQ)

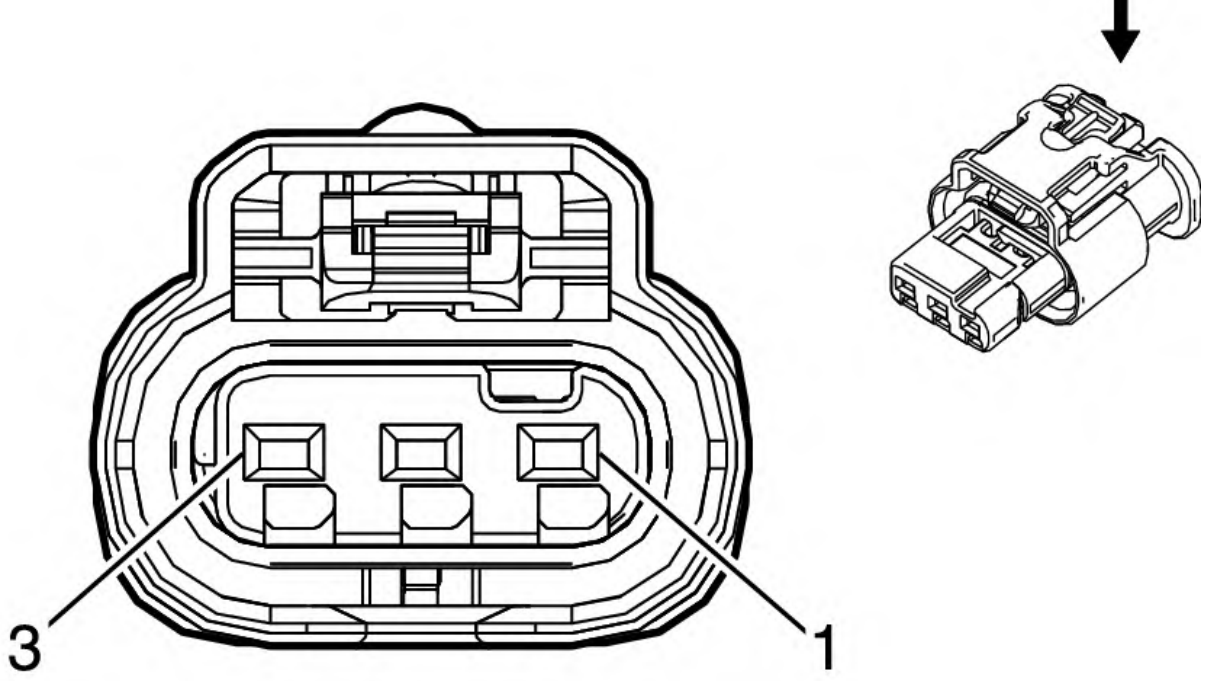

Connector Part Information

- Harness Type: Front Fascia
- OEM Connector: 13577106
- Service Connector: Service by Harness - See Part Catalog
- Description: 3-Way F 1.2 MCP Series, Sealed (BK)

Terminal Part Information

Terminal Type ID	Terminated Lead	Diagnostic Test Probe	Terminal Removal Tool	Service Terminal	Tray Name	Core Crimp	Insulation Crimp
I	Not Required	J-35616-16 (LT GN)	No Tool Required	Not Required	Not Required	Not Required	Not Required

Pin	Size	Color	Circuit	Function	Terminal Type ID	Option
1	0.35	YE/VT	5213	Front Parking Left/Right/Mid Sensor	I	UD5/UFQ
2	0.35	VT/WH	5215	Front Parking Left Corner Sensor	I	UD5/UFQ
3	0.35	BK/BU	5214	Front Parking Sensor Low Reference	I	UD5/UFQ

B306B PARKING ASSIST SENSOR - FRONT LEFT MIDDLE (UD5/UFQ)

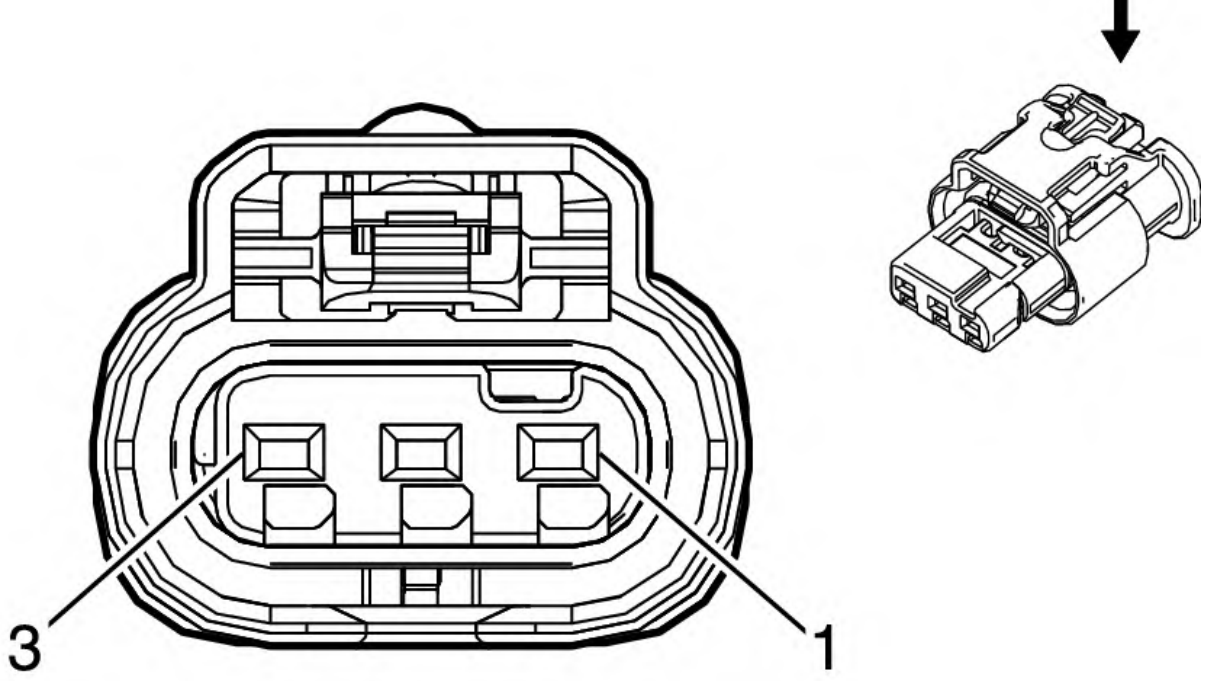

Connector Part Information

- Harness Type: Front Fascia
- OEM Connector: 13577106
- Service Connector: Service by Harness - See Part Catalog
- Description: 3-Way F 1.2 MCP Series, Sealed (BK)

Terminal Part Information

Terminal Type ID	Terminated Lead	Diagnostic Test Probe	Terminal Removal Tool	Service Terminal	Tray Name	Core Crimp	Insulation Crimp
I	Not Required	J-35616-16 (LT GN)	No Tool Required	Not Required	Not Required	Not Required	Not Required

Pin	Size	Color	Circuit	Function	Terminal Type ID	Option
1	0.35	YE/VT	5213	Front Parking Left/Right/Mid Sensor	I	UD5/UFQ
2	0.35	YE/GY	5216	Front Parking Left Mid Sensor	I	UD5/UFQ
3	0.35	BK/BU	5214	Front Parking Sensor Low Reference	I	UD5/UFQ

B306C PARKING ASSIST SENSOR - FRONT RIGHT MIDDLE (UD5/UFQ)

mcx30.com

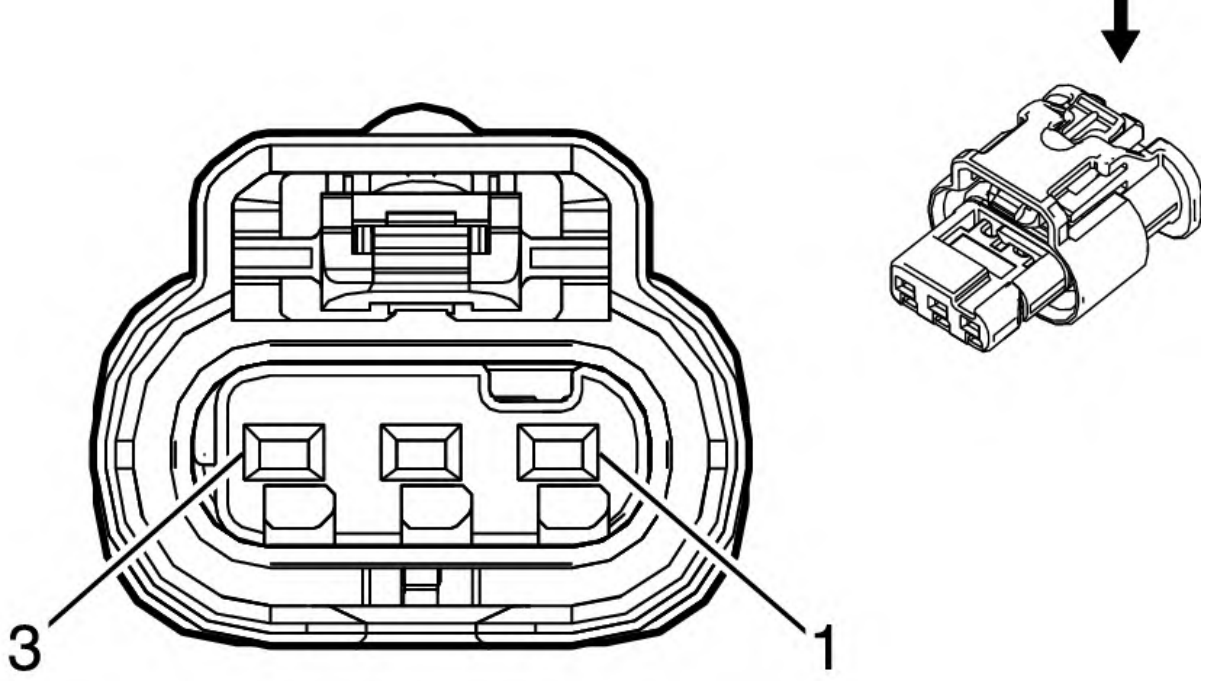

Connector Part Information

- Harness Type: Front Fascia
- OEM Connector: 13577106
- Service Connector: Service by Harness - See Part Catalog
- Description: 3-Way F 1.2 MCP Series, Sealed (BK)

Terminal Part Information

Terminal Type ID	Terminated Lead	Diagnostic Test Probe	Terminal Removal Tool	Service Terminal	Tray Name	Core Crimp	Insulation Crimp
I	Not Required	J-35616-16 (LT GN)	No Tool Required	Not Required	Not Required	Not Required	Not Required

Pin	Size	Color	Circuit	Function	Terminal Type ID	Option
1	0.35	YE/VT	5213	Front Parking Left/Right/Mid Sensor	I	UD5/UFQ
2	0.35	VT/GY	5218	Front Parking Right Mid Sensor	I	UD5/UFQ
3	0.35	BK/BU	5214	Front Parking Sensor Low Reference	I	UD5/UFQ

B306D PARKING ASSIST SENSOR - FRONT RIGHT OUTER (UD5/UFQ)

mcx30.com

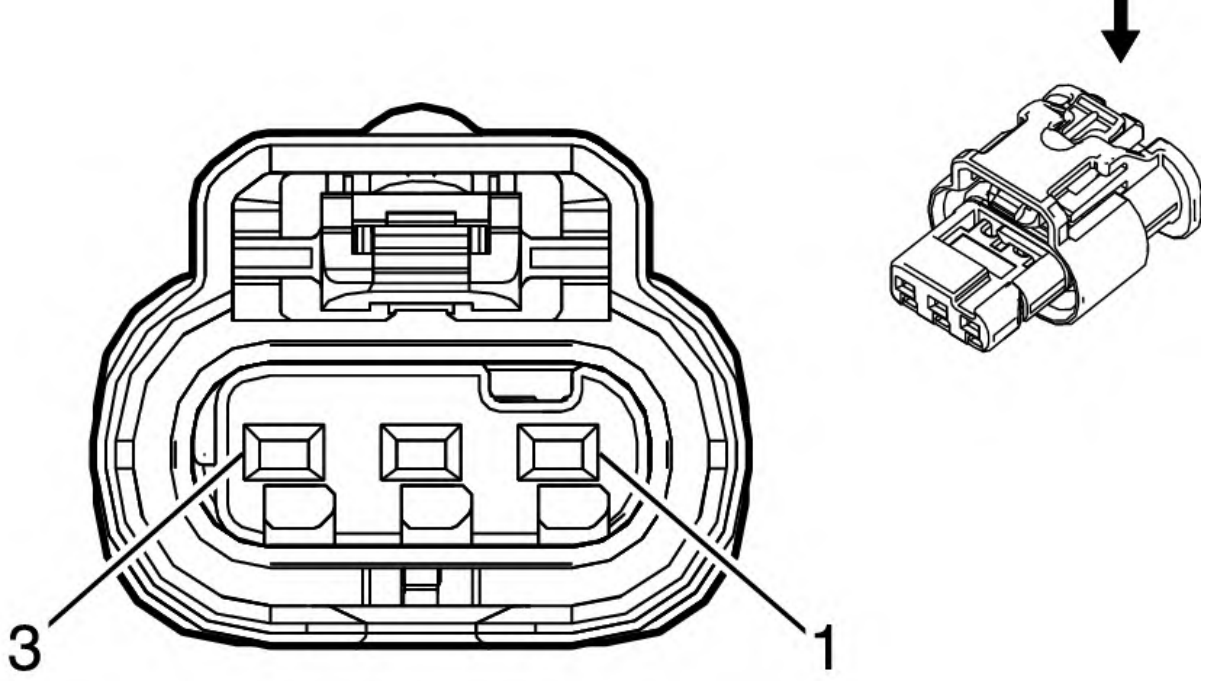

Connector Part Information

- Harness Type: Front Fascia
- OEM Connector: 13577106
- Service Connector: Service by Harness - See Part Catalog
- Description: 3-Way F 1.2 MCP Series, Sealed (BK)

Terminal Part Information

Terminal Type ID	Terminated Lead	Diagnostic Test Probe	Terminal Removal Tool	Service Terminal	Tray Name	Core Crimp	Insulation Crimp
I	Not Required	J-35616-16 (LT GN)	No Tool Required	Not Required	Not Required	Not Required	Not Required

Pin	Size	Color	Circuit	Function	Terminal Type ID	Option
1	0.35	YE/VT	5213	Front Parking Left/Right/Mid Sensor	I	UD5/UFQ
2	0.35	WH/GY	5217	Front Parking Right Corner Sensor	I	UD5/UFQ
3	0.35	BK/BU	5214	Front Parking Sensor Low Reference	I	UD5/UFQ

B306E PARKING ASSIST SENSOR - REAR LEFT OUTER (UD5/UD7/UFQ)

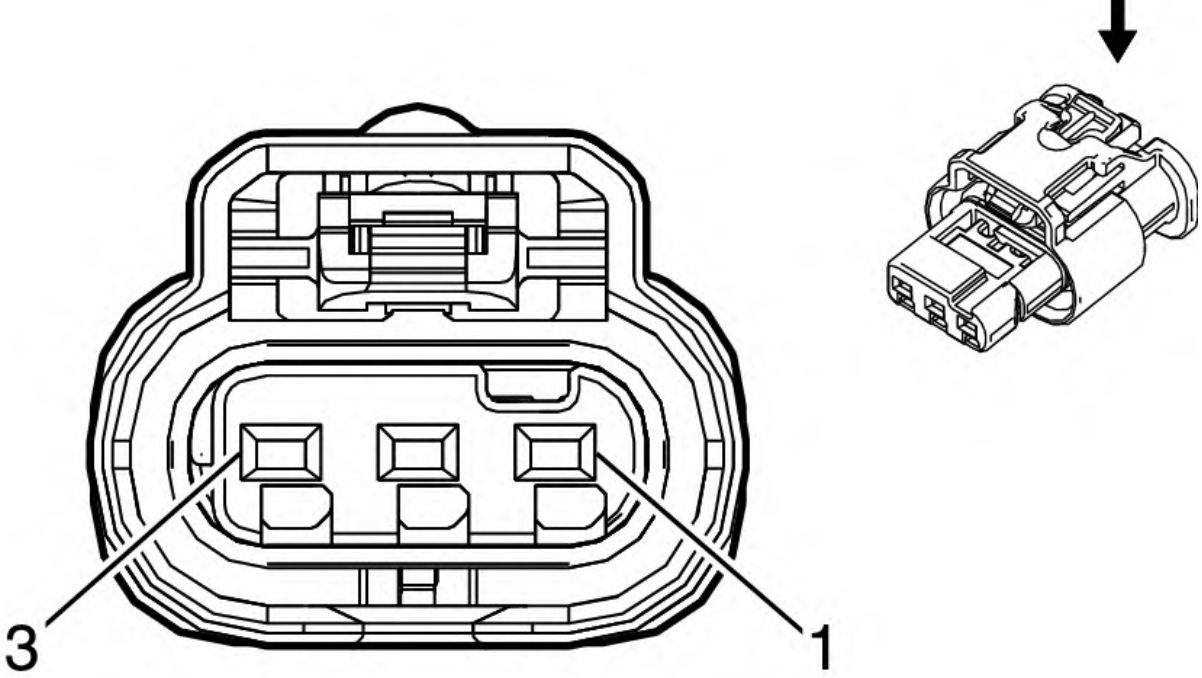

Connector Part Information

- Harness Type: Rear Fascia
- OEM Connector: 13577106
- Service Connector: Service by Harness - See Part Catalog
- Description: 3-Way F 1.2 MCP Series, Sealed (BK)

Terminal Part Information

Terminal Type ID	Terminated Lead	Diagnostic Test Probe	Terminal Removal Tool	Service Terminal	Tray Name	Core Crimp	Insulation Crimp
I	Not Required	J-35616-16 (LT GN)	No Tool Required	Not Required	Not Required	Not Required	Not Required

Pin	Size	Color	Circuit	Function	Terminal Type ID	Option
1	0.35	BN/WH	2374	Object Sensor Control	I	UD5/UD7/UFQ
2	0.35	YE	2375	Left Rear Corner Object Sensor Signal	I	UD5/UD7/UFQ
3	0.35	BK/GY	2379	Object Sensor Low Reference	I	UD5/UD7/UFQ

B306F PARKING ASSIST SENSOR - REAR LEFT MIDDLE (UD5/UD7/UFQ)

mcx30.com

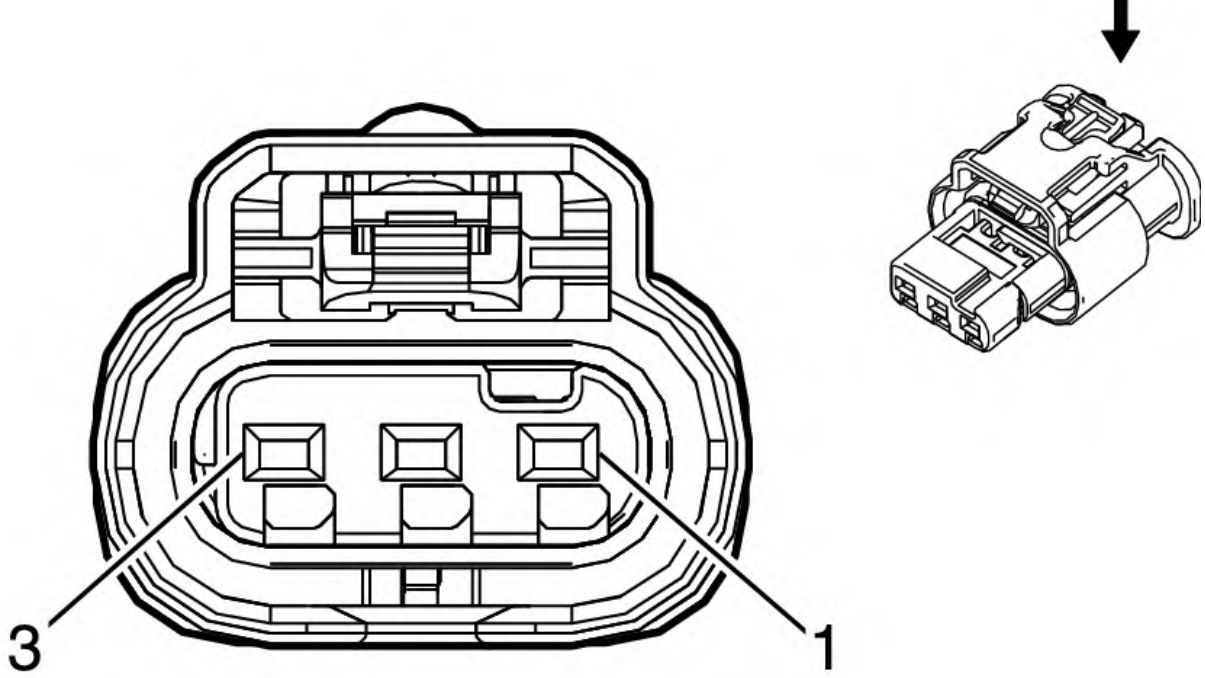

Connector Part Information

- Harness Type: Rear Fascia
- OEM Connector: 13577106
- Service Connector: Service by Harness - See Part Catalog
- Description: 3-Way F 1.2 MCP Series, Sealed (BK)

Terminal Part Information

Terminal Type ID	Terminated Lead	Diagnostic Test Probe	Terminal Removal Tool	Service Terminal	Tray Name	Core Crimp	Insulation Crimp
I	Not Required	J-35616-16 (LT GN)	No Tool Required	Not Required	Not Required	Not Required	Not Required

Pin	Size	Color	Circuit	Function	Terminal Type ID	Option
1	0.35	BN/WH	2374	Object Sensor Control	I	UD5/UD7/UFQ
2	0.35	YE/BU	2376	Left Rear Middle Object Sensor Signal	I	UD5/UD7/UFQ
3	0.35	BK/GY	2379	Object Sensor Low Reference	I	UD5/UD7/UFQ

B306G PARKING ASSIST SENSOR - REAR RIGHT MIDDLE (UD5/UD7/UFQ)

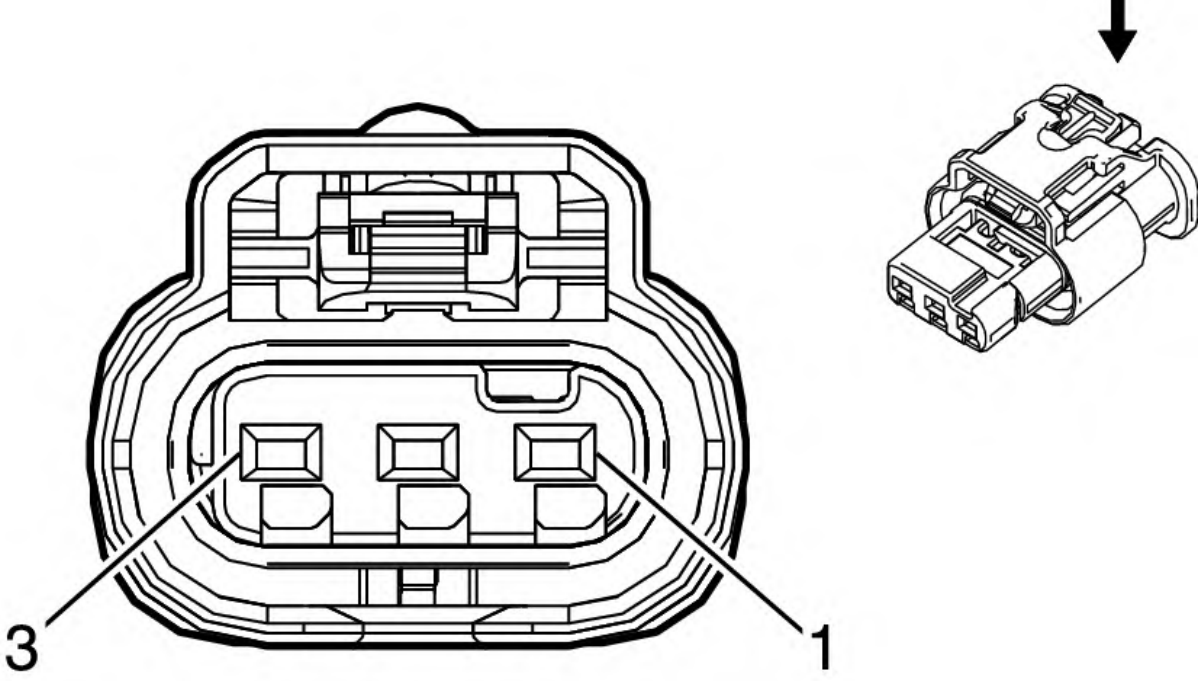

Connector Part Information

- Harness Type: Rear Fascia
- OEM Connector: 13577106
- Service Connector: Service by Harness - See Part Catalog
- Description: 3-Way F 1.2 MCP Series, Sealed (BK)

Terminal Part Information

Terminal Type ID	Terminated Lead	Diagnostic Test Probe	Terminal Removal Tool	Service Terminal	Tray Name	Core Crimp	Insulation Crimp
I	Not Required	J-35616-16 (LT GN)	No Tool Required	Not Required	Not Required	Not Required	Not Required

Pin	Size	Color	Circuit	Function	Terminal Type ID	Option
1	0.35	BN/WH	2374	Object Sensor Control	I	UD5/UD7/UFQ
2	0.35	YE/WH	2377	Right Rear Middle Object Sensor Signal	I	UD5/UD7/UFQ
3	0.35	BK/GY	2379	Object Sensor Low Reference	I	UD5/UD7/UFQ

B306H PARKING ASSIST SENSOR - REAR RIGHT OUTER (UD5/UD7/UFQ)

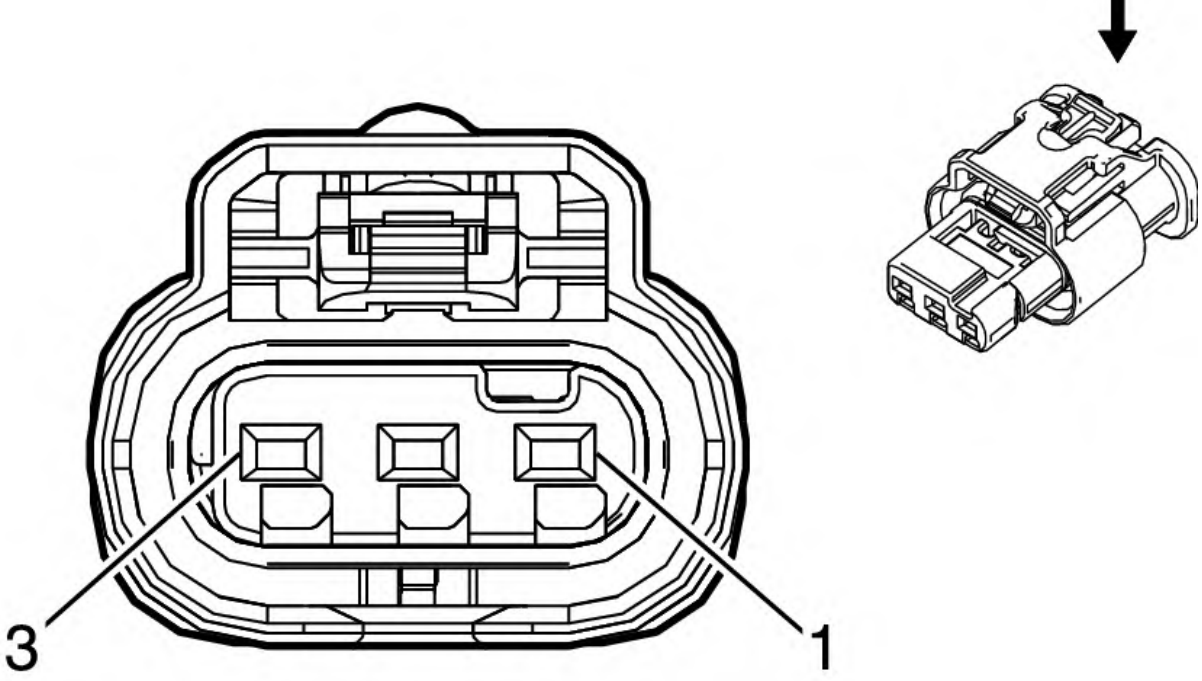

Connector Part Information

- Harness Type: Rear Fascia
- OEM Connector: 13577106
- Service Connector: Service by Harness - See Part Catalog
- Description: 3-Way F 1.2 MCP Series, Sealed (BK)

Terminal Part Information

Terminal Type ID	Terminated Lead	Diagnostic Test Probe	Terminal Removal Tool	Service Terminal	Tray Name	Core Crimp	Insulation Crimp
I	Not Required	J-35616-16 (LT GN)	No Tool Required	Not Required	Not Required	Not Required	Not Required

Pin	Size	Color	Circuit	Function	Terminal Type ID	Option
1	0.35	BN/WH	2374	Object Sensor Control	I	UD5/UD7/UFQ
2	0.35	YE/VT	2378	Right Rear Corner Object Sensor Signal	I	UD5/UD7/UFQ
3	0.35	BK/GY	2379	Object Sensor Low Reference	I	UD5/UD7/UFQ

B306K PARKING ASSIST SENSOR - SIDE LEFT FRONT (UFQ)

mcx30.com

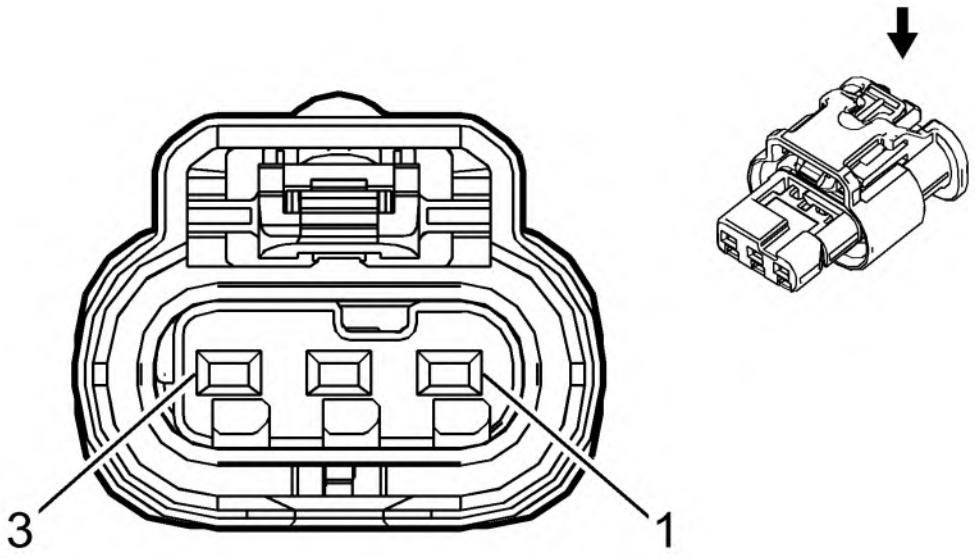

Connector Part Information

- Harness Type: Front Fascia
- OEM Connector: 13577107
- Service Connector: Service by Harness - See Part Catalog
- Description: 3-Way F 1.2 MCP Series, Sealed (NA)

Terminal Part Information

Terminal Type ID	Terminated Lead	Diagnostic Test Probe	Terminal Removal Tool	Service Terminal	Tray Name	Core Crimp	Insulation Crimp
I	Not Required	J-35616-16 (LT GN)	No Tool Required	Not Required	Not Required	Not Required	Not Required

Pin	Size	Color	Circuit	Function	Terminal Type ID	Option
1	0.35	YE/VT	5213	Front Parking Left/Right/Mid Sensor	I	UFQ
2	0.35	GY	3154	Left Front Supplemental Object Sensor Signal	I	UFQ
3	0.35	BK/BU	5214	Front Parking Sensor Low Reference	I	UFQ

B306L PARKING ASSIST SENSOR - SIDE RIGHT FRONT (UFQ)

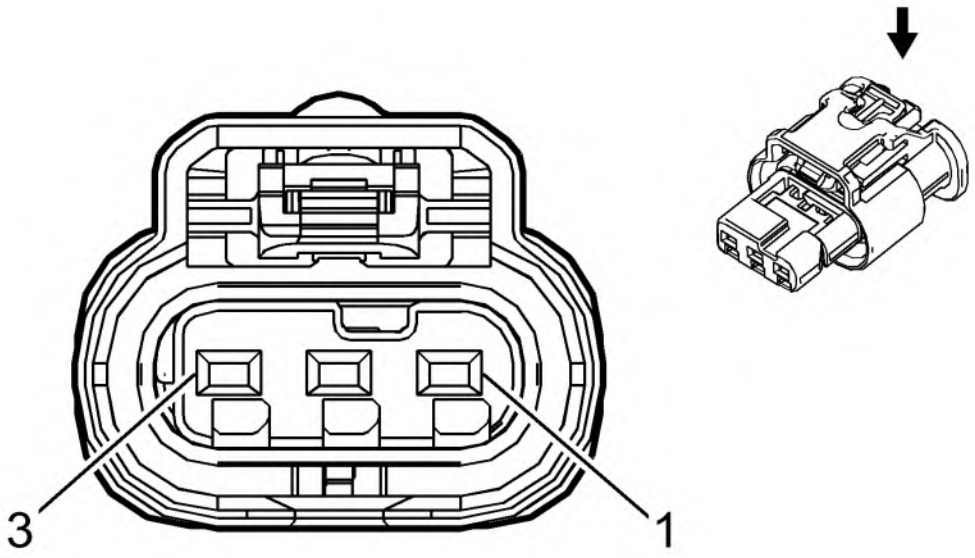

Connector Part Information

- Harness Type: Front Fascia
- OEM Connector: 13577107
- Service Connector: Service by Harness - See Part Catalog
- Description: 3-Way F 1.2 MCP Series, Sealed (NA)

Terminal Part Information

Terminal Type ID	Terminated Lead	Diagnostic Test Probe	Terminal Removal Tool	Service Terminal	Tray Name	Core Crimp	Insulation Crimp
I	Not Required	J-35616-16 (LT GN)	No Tool Required	Not Required	Not Required	Not Required	Not Required

Pin	Size	Color	Circuit	Function	Terminal Type ID	Option
1	0.35	YE/VT	5213	Front Parking Left/Right/Mid Sensor	I	UFQ
2	0.35	GN	3155	Right Front Supplemental Object Sensor Signal	I	UFQ
3	0.35	BK/BU	5214	Front Parking Sensor Low Reference	I	UFQ

B310 FUEL PRESSURE/TEMPERATURE SENSOR (LTG/LYX)

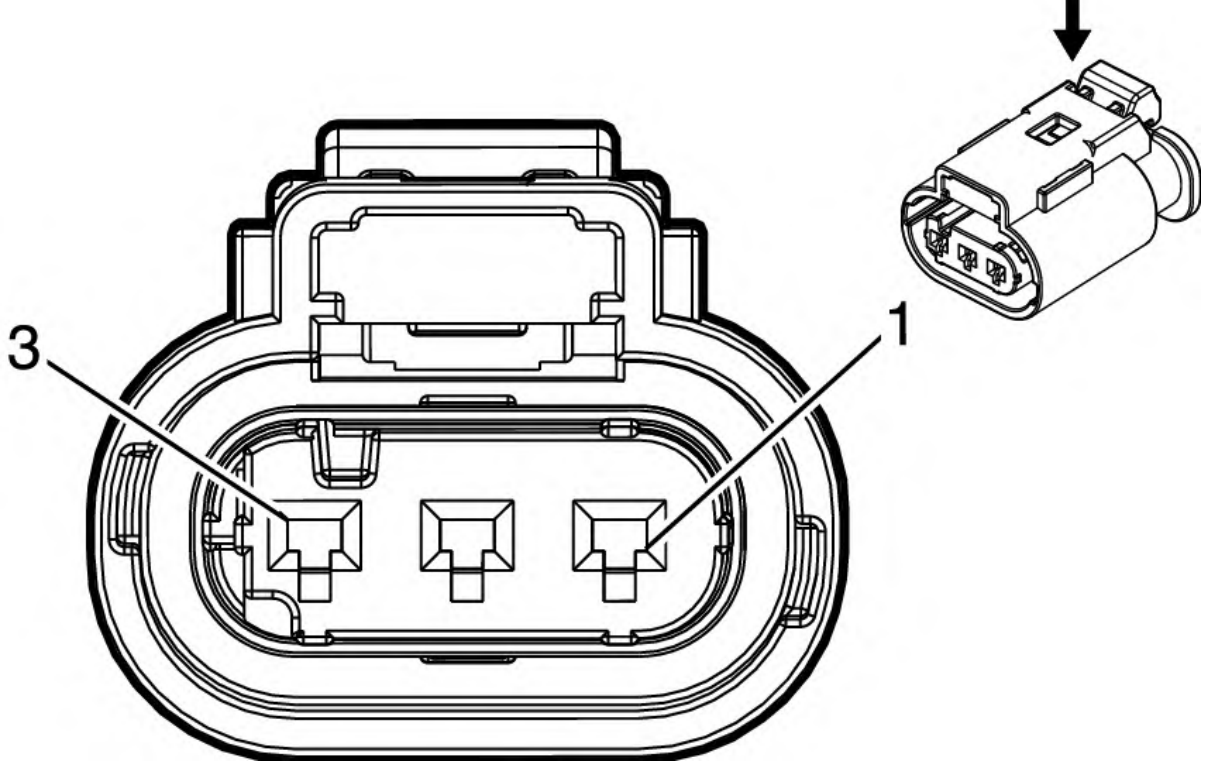

Connector Part Information

- Harness Type: Fuel Injector
- OEM Connector: 13503573
- Service Connector: Service by Harness - See Part Catalog
- Description: 3-Way F 1.2 Multilock Series, Sealed (BK)

Terminal Part Information

Terminal Type ID	Terminated Lead	Diagnostic Test Probe	Terminal Removal Tool	Service Terminal	Tray Name	Core Crimp	Insulation Crimp
I	Not Required	No Tool Required	No Tool Required	Not Required	Not Required	Not Required	Not Required

Pin	Size	Color	Circuit	Function	Terminal Type ID	Option
1	0.5	BK/GN	2919	Fuel Rail Pressure Sensor Low Reference	I	-
2	0.5	BU/WH	2918	Fuel Rail Pressure Sensor Signal	I	-
3	0.5	BN/RD	2917	Fuel Rail Pressure Sensor 5V Reference	I	-

B315A TRANSMISSION RANGE CONTROL VALVE 1 POSITION SWITCH (M3H/M3U)

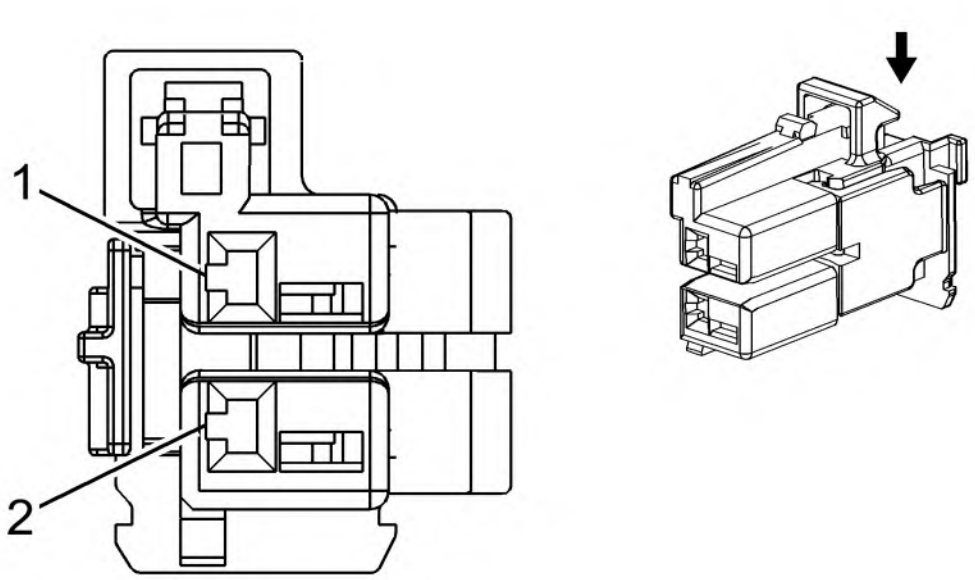

Connector Part Information

- Harness Type: Transmission
- OEM Connector: 2203696-1
- Service Connector: Service by Harness - See Part Catalog
- Description: 2-Way F 1.2 MCON Series (NA)

Terminal Part Information

Terminal Type ID	Terminated Lead	Diagnostic Test Probe	Terminal Removal Tool	Service Terminal	Tray Name	Core Crimp	Insulation Crimp
I	Not Required	J-35616-16 (LT GN)	No Tool Required	Not Required	Not Required	Not Required	Not Required

Pin	Size	Color	Circuit	Function	Terminal Type ID	Option
1	0.5	BN	3706	ETRS Switch Analog Signal 1	I	M3H/M3U
2	0.5	WH/BK	4171	Transmission Position Sensor A 9V Reference	I	M3H/M3U

B315B TRANSMISSION RANGE CONTROL VALVE 2 POSITION SWITCH (M3H/M3U)

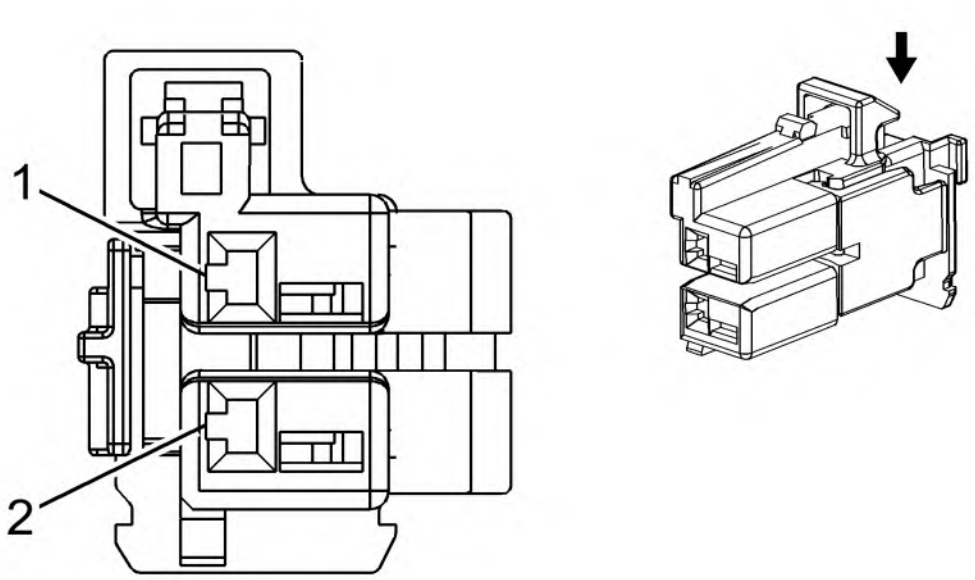

Connector Part Information

- Harness Type: Transmission
- OEM Connector: 2203696-1
- Service Connector: Service by Harness - See Part Catalog
- Description: 2-Way F 1.2 MCON Series (NA)

Terminal Part Information

Terminal Type ID	Terminated Lead	Diagnostic Test Probe	Terminal Removal Tool	Service Terminal	Tray Name	Core Crimp	Insulation Crimp
I	Not Required	J-35616-16 (LT GN)	No Tool Required	Not Required	Not Required	Not Required	Not Required

Pin	Size	Color	Circuit	Function	Terminal Type ID	Option
1	0.5	YE/BU	3705	ETRS Switch Analog Signal 2	I	M3H/M3U
2	0.5	WH/BK	4171	Transmission Position Sensor A 9V Reference	I	M3H/M3U

B316 TRANSMISSION PARK VALVE POSITION SWITCH (M3H/M3U)

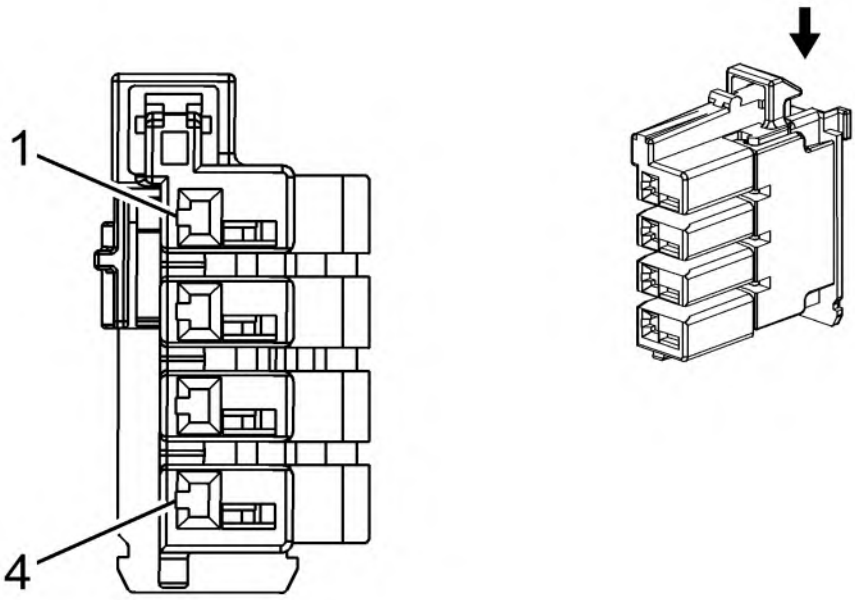

Connector Part Information

- Harness Type: Transmission
- OEM Connector: 2203702-1
- Service Connector: Service by Harness - See Part Catalog
- Description: 4-Way F 1.2 MCON Series (BN)

Terminal Part Information

Terminal Type ID	Terminated Lead	Diagnostic Test Probe	Terminal Removal Tool	Service Terminal	Tray Name	Core Crimp	Insulation Crimp
I	Not Required	J-35616-16 (LT GN)	No Tool Required	Not Required	Not Required	Not Required	Not Required

Pin	Size	Color	Circuit	Function	Terminal Type ID	Option
1	0.5	YE/GN	4170	Transmission Position Sensor B 9V Reference	I	M3H/M3U
2	0.5	WH/YE	6319	ETRS Out of Park Switch 2 Signal	I	M3H/M3U
3	0.5	VT/YE	6317	ETRS Out of Park Switch Signal	I	M3H/M3U
4	-	-	-	Not Occupied	-	-

C3 TELEMATICS COMMUNICATION INTERFACE CONTROL MODULE BATTERY (UE1+IOB/IO5/IO6)

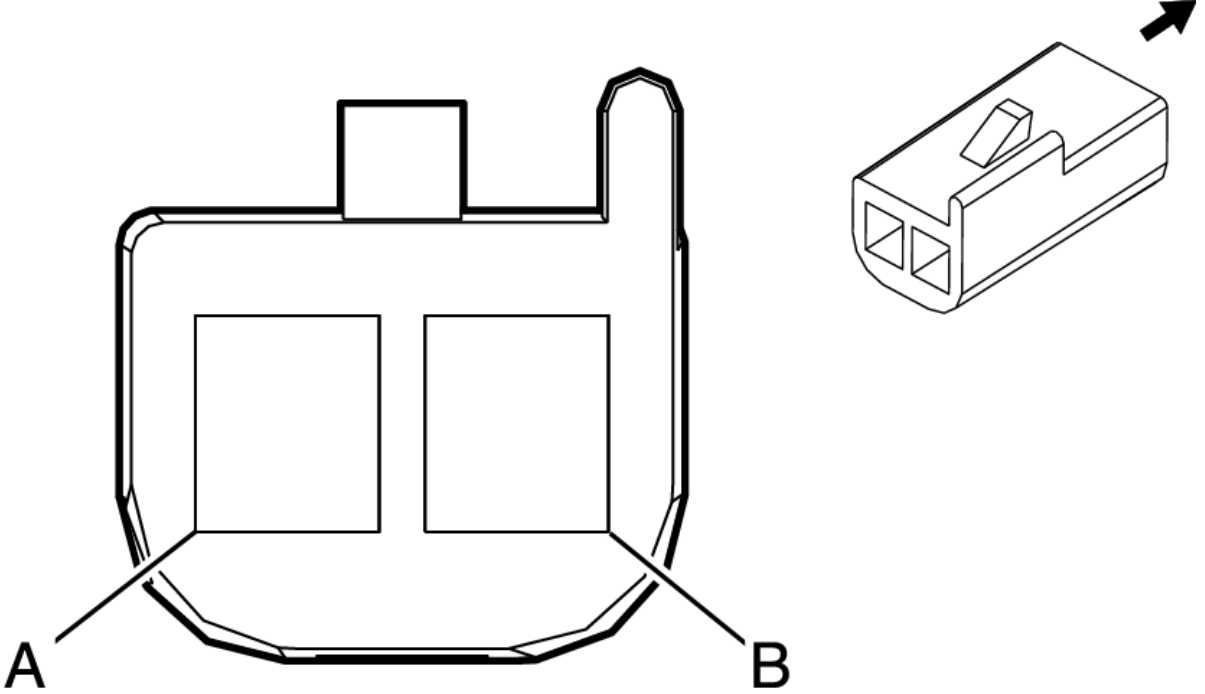

Connector Part Information

- Harness Type: Instrument Panel
- OEM Connector: 12047662
- Service Connector: 12085535
- Description: 2-Way F 150 Metri-Pack Series (BK)

Terminal Part Information

Terminal Type ID	Terminated Lead	Diagnostic Test Probe	Terminal Removal Tool	Service Terminal	Tray Name	Core Crimp	Insulation Crimp
I	Not Required	J-35616-14 (GN)	No Tool Required	Not Required	Not Required	Not Required	Not Required
II	Not Required	J-35616-16 (LT GN)	No Tool Required	Not Required	Not Required	Not Required	Not Required

Pin	Size	Color	Circuit	Function	Terminal Type ID	Option
A	0.35 0.35	YE/OG YE/VT	3025 5235	Passenger IP Module Stage 1 High Control Battery Backup Control	II I	AJG UE1+IOB/IO5/IO6
B	0.35 0.35	OG/WH BK/VT	3024 5167	Passenger IP Module Stage 1 Low Control Battery Backup Low Reference	II I	AJG UE1+IOB/IO5/IO6

E1AC ACCENT LAMP - CENTER CONSOLE CUPHOLDER

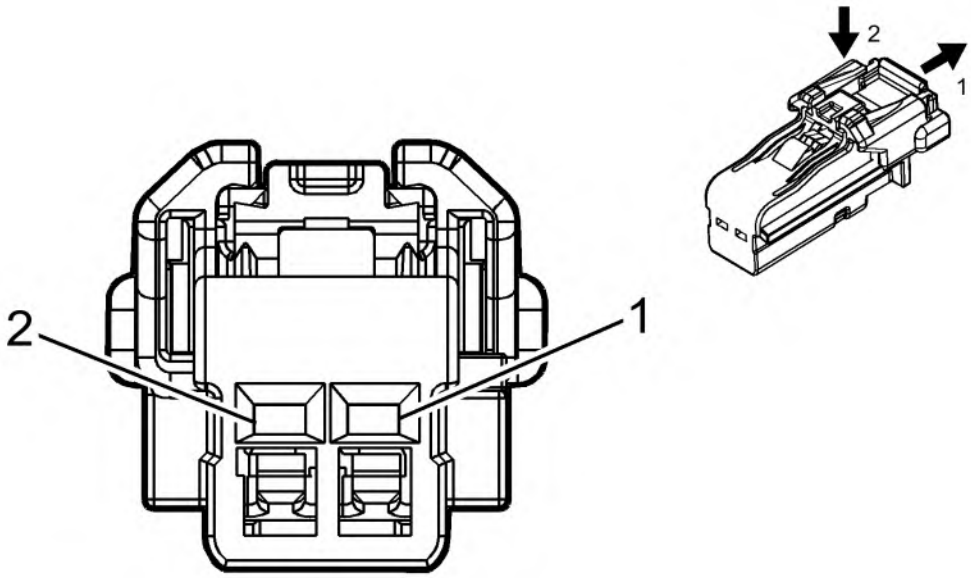

Connector Part Information

- Harness Type: Floor Console
- OEM Connector: 13588640
- Service Connector: Service by Harness - See Part Catalog
- Description: 2-Way F 1.2 Series (BK)

Terminal Part Information

Terminal Type ID	Terminated Lead	Diagnostic Test Probe	Terminal Removal Tool	Service Terminal	Tray Name	Core Crimp	Insulation Crimp
I	Not Required	J-35616-16 (LT GN)	No Tool Required	Not Required	Not Required	Not Required	Not Required

Pin	Size	Color	Circuit	Function	Terminal Type ID	Option
1	0.35	BK	2250	Ground	I	Z88+TSQ
2	0.35	WH/YE	7557	LED Ambient Lighting Control 1	I	Z88+TSQ

E1C ACCENT LAMP - DRIVER DOOR HANDLE

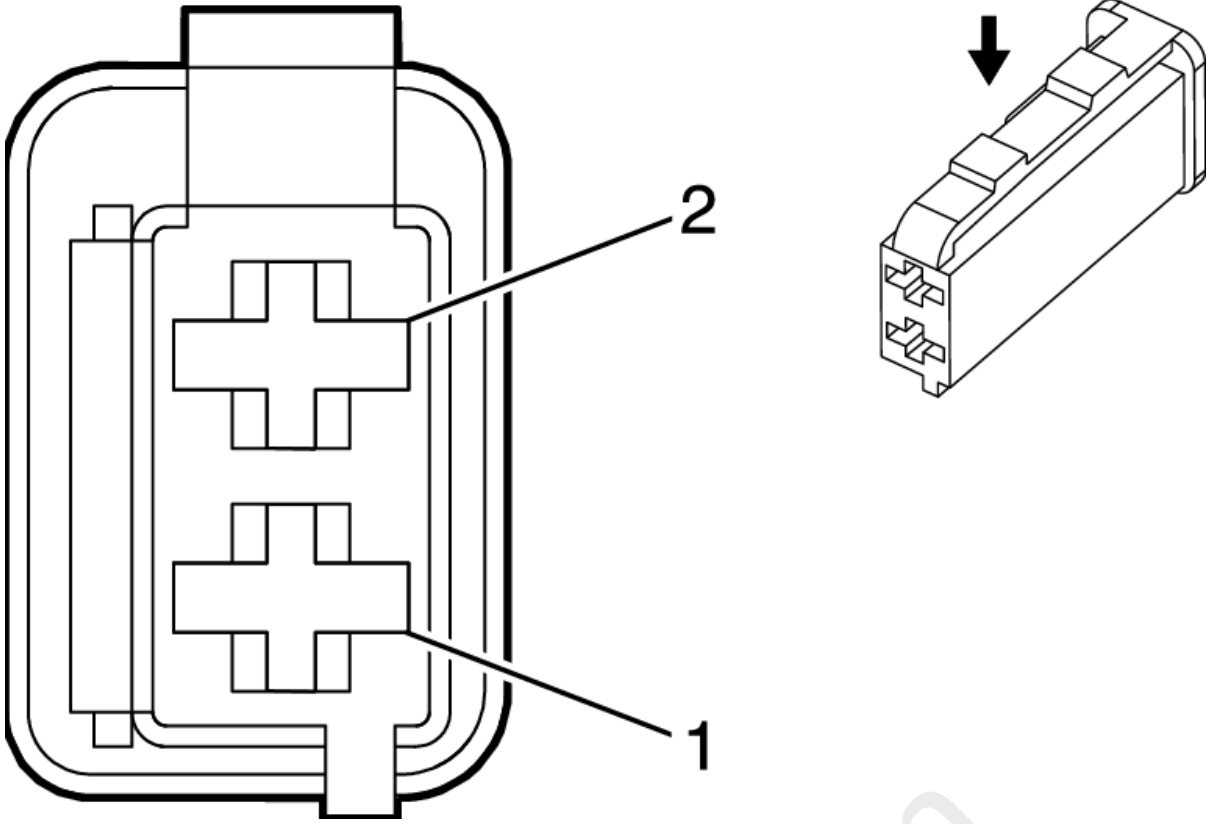

Connector Part Information

- Harness Type: Driver Door Trim Panel
- OEM Connector: 19179871
- Service Connector: Service by Harness - See Part Catalog
- Description: 2-Way F 1.6 Timer Series (BK)

Terminal Part Information

Terminal Type ID	Terminated Lead	Diagnostic Test Probe	Terminal Removal Tool	Service Terminal	Tray Name	Core Crimp	Insulation Crimp
I	Not Required	J-35616-14 (GN)	No Tool Required	Not Required	Not Required	Not Required	Not Required

Pin	Size	Color	Circuit	Function	Terminal Type ID	Option
1	0.35	WH/YE	7557	LED Ambient Lighting Control 1	I	-
2	0.35	BK	1550	Ground	I	-

mc30.com

Back To Article

COMPONENT CONNECTOR END VIEWS

E1D ACCENT LAMP - DRIVER DOOR (X88+TSQ)

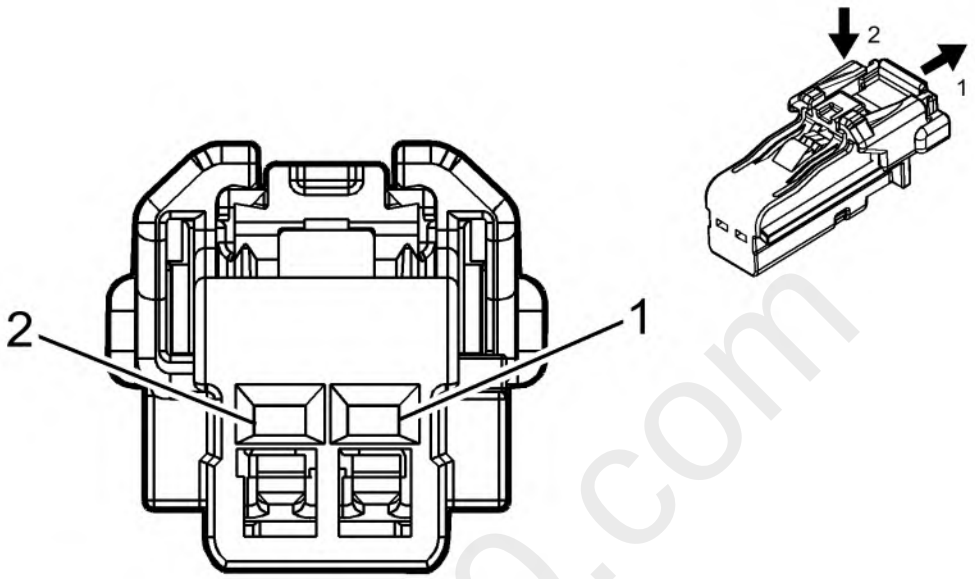

Connector Part Information

- Harness Type: Driver Door Trim Panel
- OEM Connector: 13517403
- Service Connector: Service by Harness - See Part Catalog
- Description: 2-Way F 1.2 Series (BK)

Terminal Part Information

Terminal Type ID	Terminated Lead	Diagnostic Test Probe	Terminal Removal Tool	Service Terminal	Tray Name	Core Crimp	Insulation Crimp
I	Not Required	J-35616-16 (LT GN)	No Tool Required	Not Required	Not Required	Not Required	Not Required

Pin	Size	Color	Circuit	Function	Terminal Type ID	Option
1	0.35	BK	1550	Ground	I	-
2	0.35	WH/YE	7557	LED Ambient Lighting Control 1	I	-

E1D ACCENT LAMP - DRIVER DOOR (Z88+TSQ)

mcx30.com

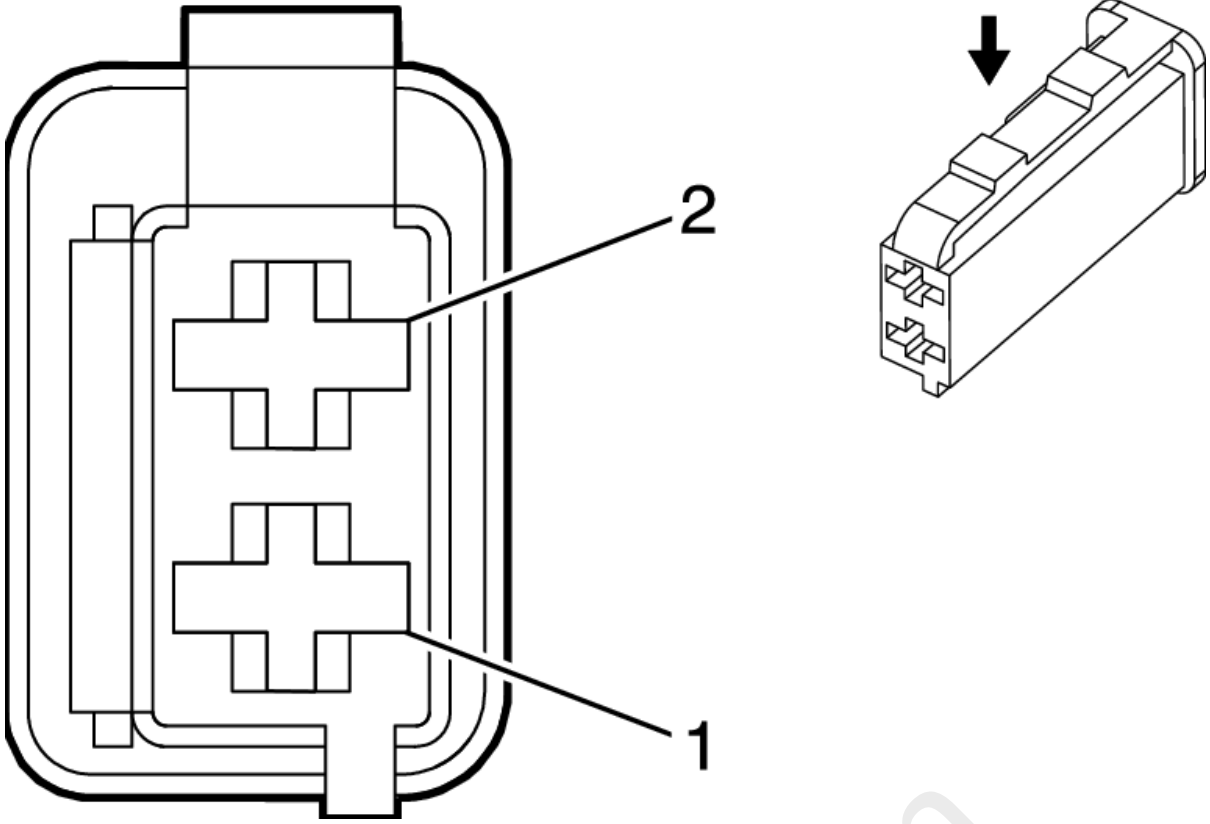

Connector Part Information

- Harness Type: Driver Door Trim Panel
- OEM Connector: 19179871
- Service Connector: Service by Harness - See Part Catalog
- Description: 2-Way F 1.6 Timer Series (BK)

Terminal Part Information

Terminal Type ID	Terminated Lead	Diagnostic Test Probe	Terminal Removal Tool	Service Terminal	Tray Name	Core Crimp	Insulation Crimp
I	Not Required	J-35616-14 (GN)	No Tool Required	Not Required	Not Required	Not Required	Not Required

Pin	Size	Color	Circuit	Function	Terminal Type ID	Option
1	0.35	WH/YE	7557	LED Ambient Lighting Control 1	I	-
2	0.35	BK	1550	Ground	I	-

E1H ACCENT LAMP - RIGHT INSTRUMENT PANEL (TSQ)

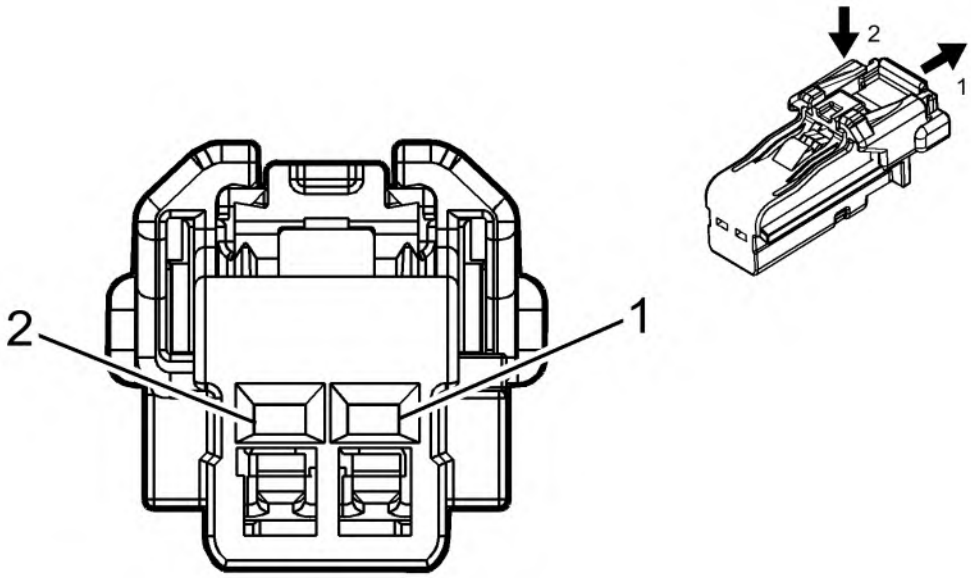

Connector Part Information

- Harness Type: Instrument Panel
- OEM Connector: 13588640
- Service Connector: 19352066
- Description: 2-Way F 1.2 Series (BK)

Terminal Part Information

Terminal Type ID	Terminated Lead	Diagnostic Test Probe	Terminal Removal Tool	Service Terminal	Tray Name	Core Crimp	Insulation Crimp
I	Not Required	J-35616-16 (LT GN)	No Tool Required	Not Required	Not Required	Not Required	Not Required

Pin	Size	Color	Circuit	Function	Terminal Type ID	Option
1	0.35	BK	2250	Ground	I	-
2	0.35	WH/YE	7557	LED Ambient Lighting Control 1	I	-

E1M ACCENT LAMP - PASSENGER DOOR HANDLE

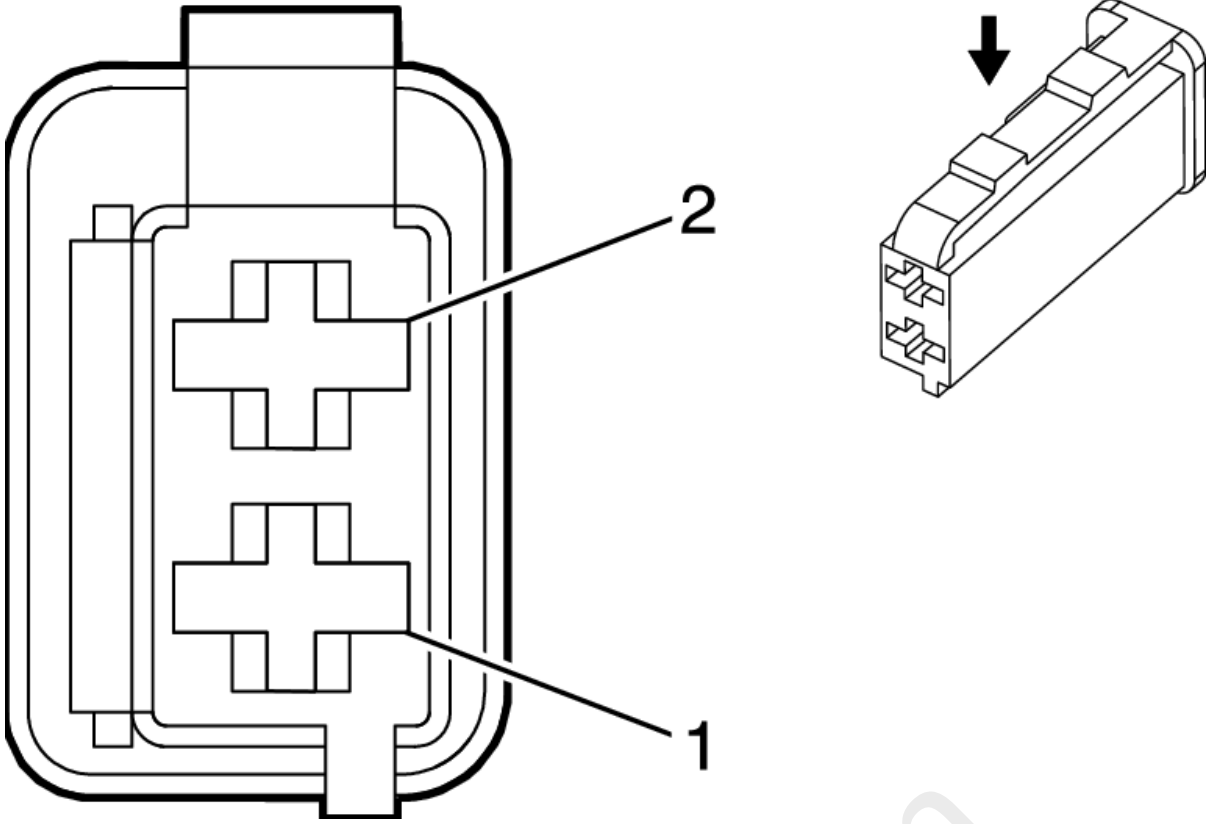

Connector Part Information

- Harness Type: Passenger Door Trim Panel
- OEM Connector: 19179871
- Service Connector: Service by Harness - See Part Catalog
- Description: 2-Way F 1.6 Timer Series (BK)

Terminal Part Information

Terminal Type ID	Terminated Lead	Diagnostic Test Probe	Terminal Removal Tool	Service Terminal	Tray Name	Core Crimp	Insulation Crimp
I	Not Required	J-35616-14 (GN)	No Tool Required	Not Required	Not Required	Not Required	Not Required

Pin	Size	Color	Circuit	Function	Terminal Type ID	Option
1	0.35	WH/YE	7557	LED Ambient Lighting Control 1	I	-
2	0.35	BK	2050	Ground	I	-

E1P ACCENT LAMP - PASSENGER DOOR (X88+TSQ)

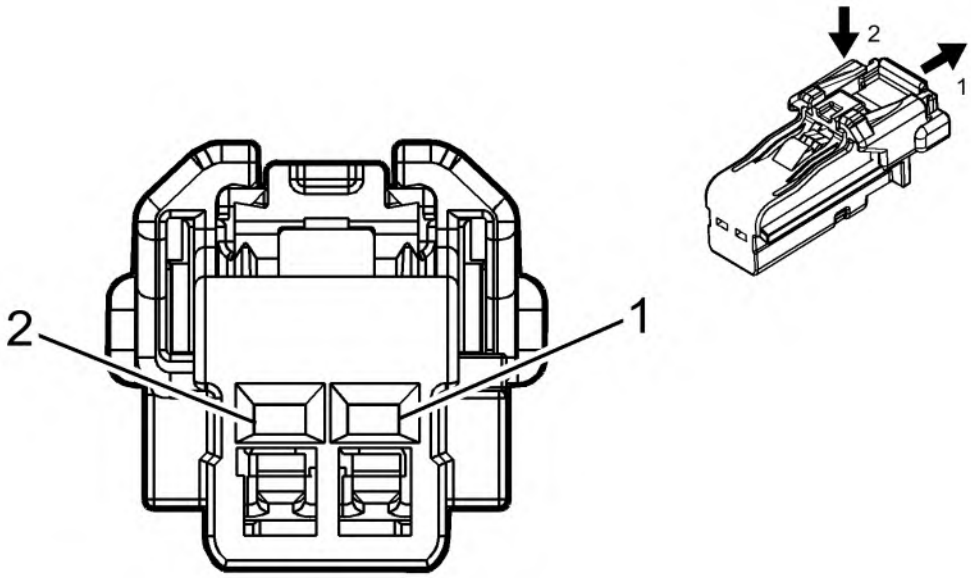

Connector Part Information

- Harness Type: Passenger Door Trim Panel
- OEM Connector: 13517403
- Service Connector: Service by Harness - See Part Catalog
- Description: 2-Way F 1.2 Series (BK)

Terminal Part Information

Terminal Type ID	Terminated Lead	Diagnostic Test Probe	Terminal Removal Tool	Service Terminal	Tray Name	Core Crimp	Insulation Crimp
I	Not Required	J-35616-16 (LT GN)	No Tool Required	Not Required	Not Required	Not Required	Not Required

Pin	Size	Color	Circuit	Function	Terminal Type ID	Option
1	0.35	BK	2050	Ground	I	-
2	0.35	WH/YE	7557	LED Ambient Lighting Control 1	I	-

E1P ACCENT LAMP - PASSENGER DOOR (Z88+TSQ)

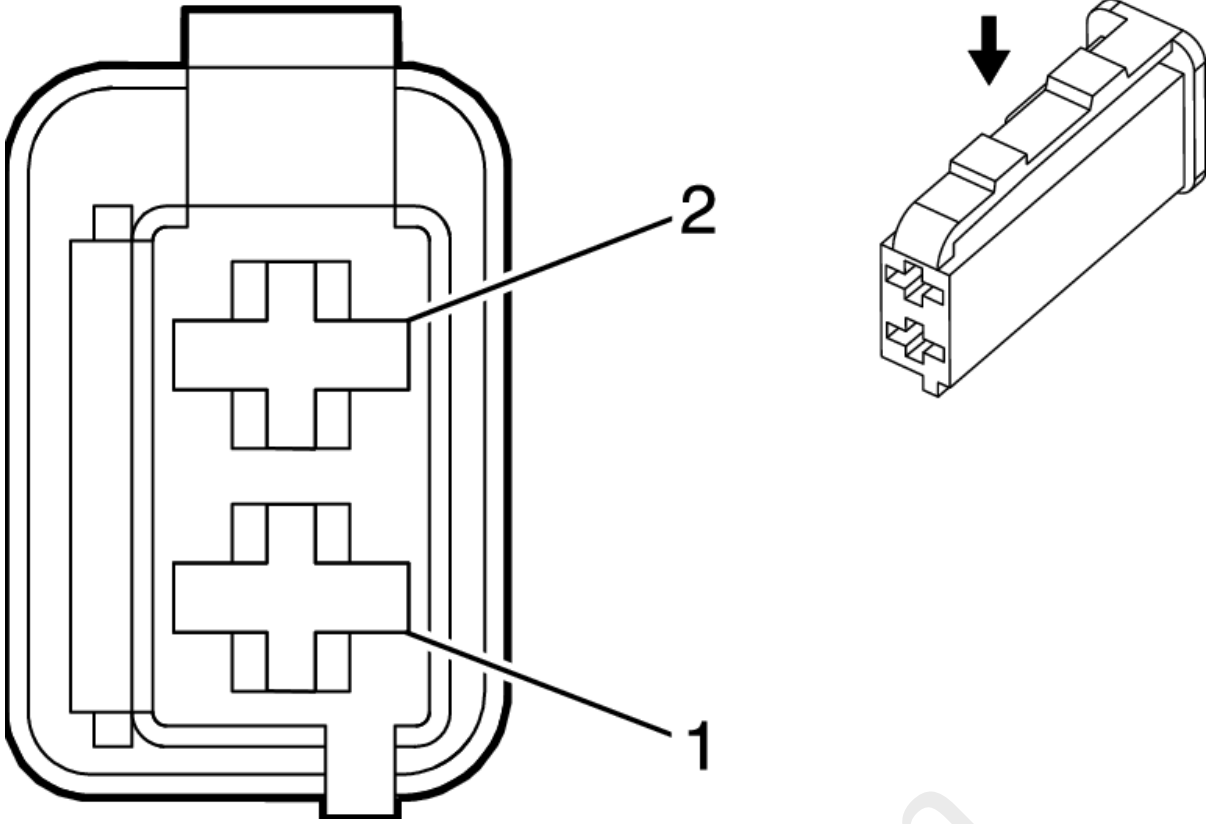

Connector Part Information

- Harness Type: Passenger Door Trim Panel
- OEM Connector: 19179871
- Service Connector: Service by Harness - See Part Catalog
- Description: 2-Way F 1.6 Timer Series (BK)

Terminal Part Information

Terminal Type ID	Terminated Lead	Diagnostic Test Probe	Terminal Removal Tool	Service Terminal	Tray Name	Core Crimp	Insulation Crimp
I	Not Required	J-35616-14 (GN)	No Tool Required	Not Required	Not Required	Not Required	Not Required

Pin	Size	Color	Circuit	Function	Terminal Type ID	Option
1	0.35	WH/YE	7557	LED Ambient Lighting Control 1	I	-
2	0.35	BK	2050	Ground	I	-

E4LF TURN SIGNAL LAMP - LEFT FRONT (X88+T3U)

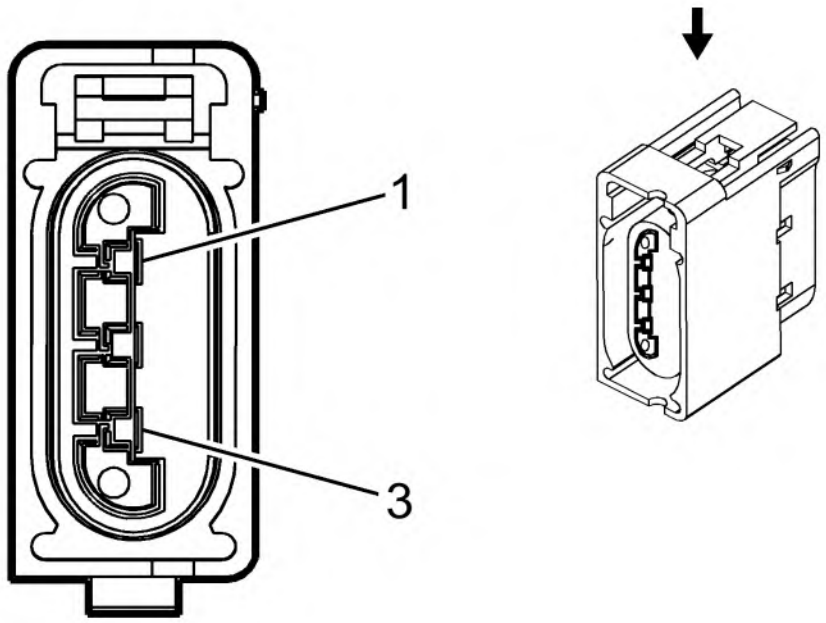

Connector Part Information

- Harness Type: Front Fascia
- OEM Connector: 13590063
- Service Connector: Service by Harness - See Part Catalog
- Description: 3-Way F 1.5 Series, Sealed (BK)

Terminal Part Information

Terminal Type ID	Terminated Lead	Diagnostic Test Probe	Terminal Removal Tool	Service Terminal	Tray Name	Core Crimp	Insulation Crimp
I	Not Required	J-35616-14 (GN)	No Tool Required	Not Required	Not Required	Not Required	Not Required

Pin	Size	Color	Circuit	Function	Terminal Type ID	Option
1	0.5	BU/WH	1314	Left Front Turn Signal Lamp Control	I	-
2	-	-	-	Not Occupied	-	-
3	0.5	BK	1550	Ground	I	-

E4LF TURN SIGNAL LAMP - LEFT FRONT (X88-T3U/MAM)

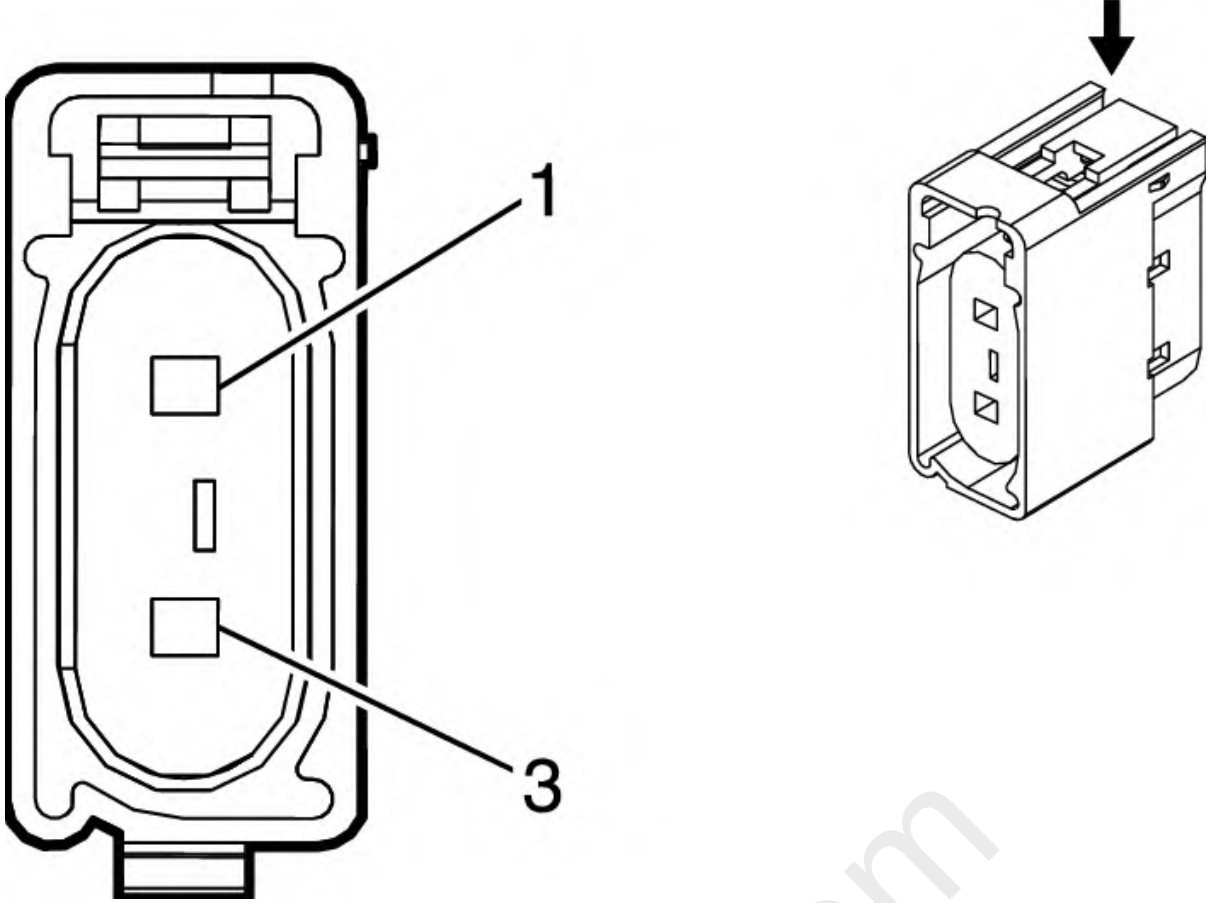

Connector Part Information

- Harness Type: Front Fascia
- OEM Connector: 13628679
- Service Connector: Service by Harness - See Part Catalog
- Description: 3-Way F 1.5 Series, Sealed (GY)

Terminal Part Information

Terminal Type ID	Terminated Lead	Diagnostic Test Probe	Terminal Removal Tool	Service Terminal	Tray Name	Core Crimp	Insulation Crimp
I	Not Required	J-35616-14 (GN)	No Tool Required	Not Required	Not Required	Not Required	Not Required

Pin	Size	Color	Circuit	Function	Terminal Type ID	Option
1	0.5	BU/WH	1314	Left Front Turn Signal Lamp Control	I	-
2	-	-	-	Not Occupied	-	-
3	0.5	BK	1550	Ground	I	-

E4RF TURN SIGNAL LAMP - RIGHT FRONT (X88+T3U)

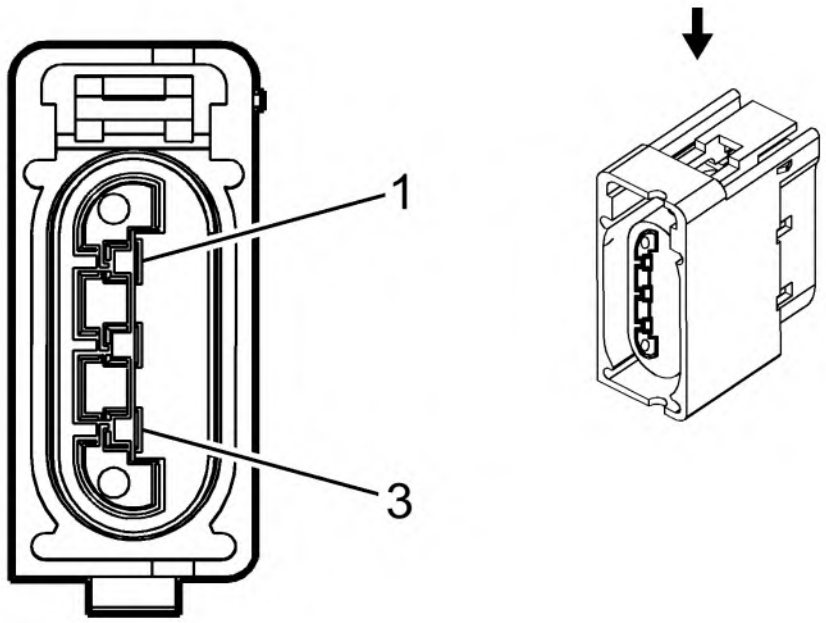

Connector Part Information

- Harness Type: Front Fascia
- OEM Connector: 13590063
- Service Connector: Service by Harness - See Part Catalog
- Description: 3-Way F 1.5 Series, Sealed (BK)

Terminal Part Information

Terminal Type ID	Terminated Lead	Diagnostic Test Probe	Terminal Removal Tool	Service Terminal	Tray Name	Core Crimp	Insulation Crimp
I	Not Required	J-35616-14 (GN)	No Tool Required	Not Required	Not Required	Not Required	Not Required

Pin	Size	Color	Circuit	Function	Terminal Type ID	Option
1	0.35	GN/VT	1315	Right Front Turn Signal Lamp Control	I	T3U
2	-	-	-	Not Occupied	-	-
3	0.35	BK	2050	Ground	I	T3U+MAH/MBC/MCX/MBI-Z88

E4RF TURN SIGNAL LAMP - RIGHT FRONT (X88-T3U/MAM)

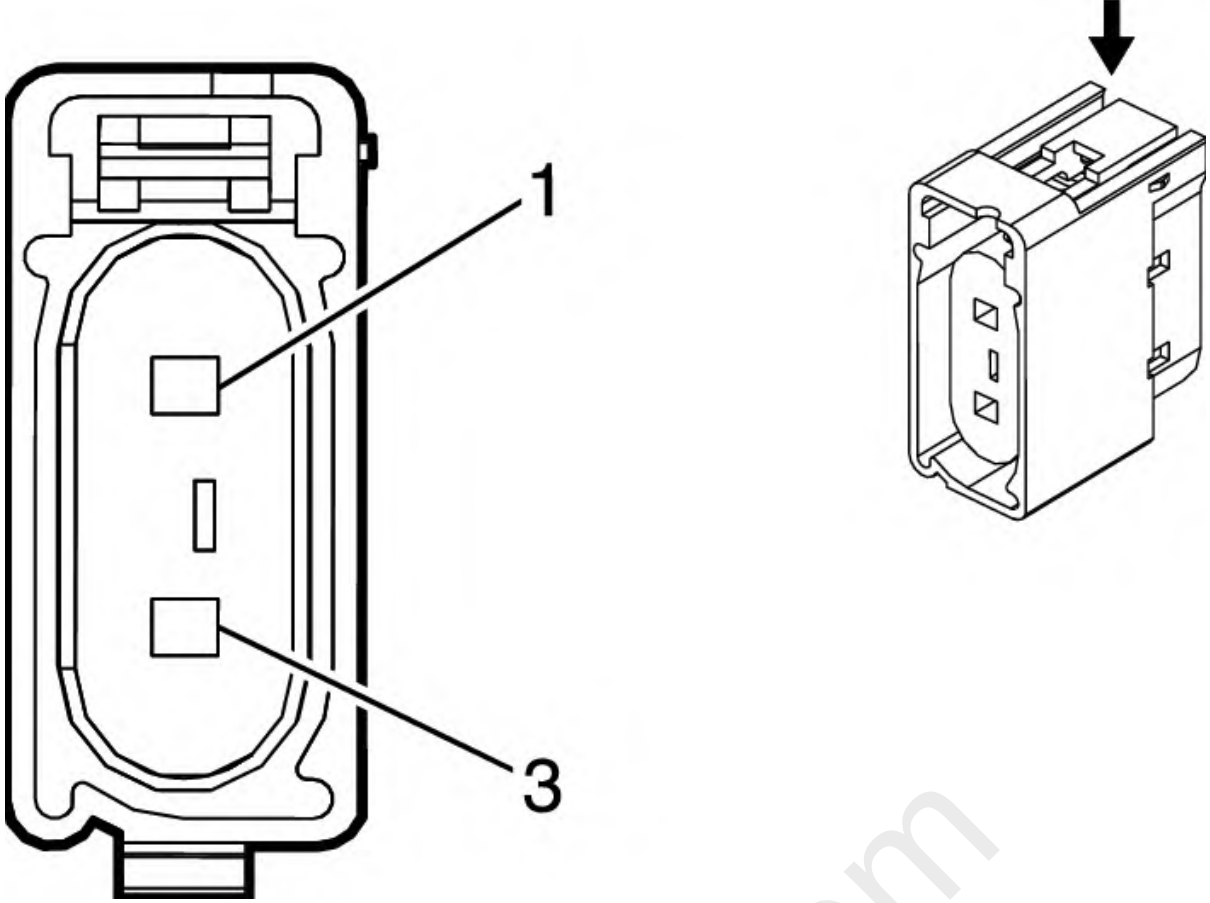

Connector Part Information

- Harness Type: Front Fascia
- OEM Connector: 13628679
- Service Connector: Service by Harness - See Part Catalog
- Description: 3-Way F 1.5 Series, Sealed (GY)

Terminal Part Information

Terminal Type ID	Terminated Lead	Diagnostic Test Probe	Terminal Removal Tool	Service Terminal	Tray Name	Core Crimp	Insulation Crimp
I	Not Required	J-35616-14 (GN)	No Tool Required	Not Required	Not Required	Not Required	Not Required

Pin	Size	Color	Circuit	Function	Terminal Type ID	Option
1	0.35	GN/VT	1315	Right Front Turn Signal Lamp Control	I	-
2	-	-	-	Not Occupied	-	-
3	0.35	BK	2050	Ground	I	-

E6 CENTER HIGH MOUNTED STOP LAMP (EPH)

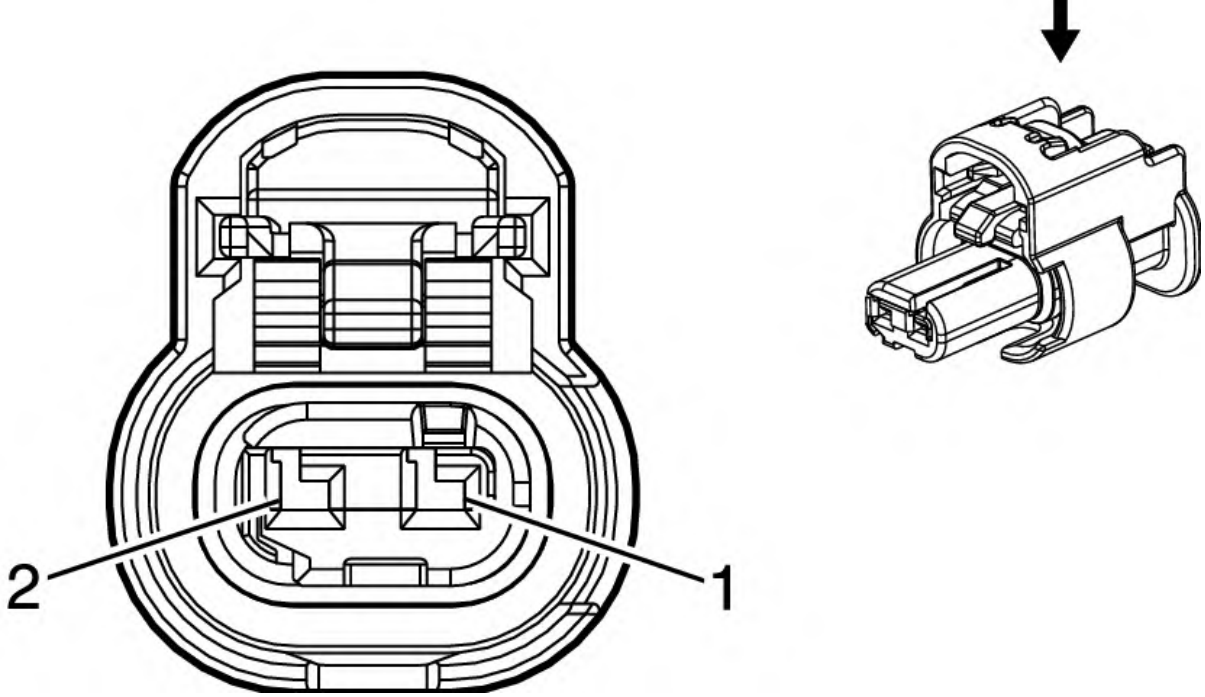

Connector Part Information

- Harness Type: Center High Mount Stop Lamp
- OEM Connector: 13591334
- Service Connector: Service by Harness - See Part Catalog
- Description: 2-Way F 1.2 MCON Series, Sealed (BK)

Terminal Part Information

Terminal Type ID	Terminated Lead	Diagnostic Test Probe	Terminal Removal Tool	Service Terminal	Tray Name	Core Crimp	Insulation Crimp
I	Not Required	J-35616-16 (LT GN)	No Tool Required	Not Required	Not Required	Not Required	Not Required

Pin	Size	Color	Circuit	Function	Terminal Type ID	Option
1	0.35	BK	2550	Ground	I	EPH
2	0.35	VT/WH	5065	Stop Lamp Relay Coil Control	I	EPH

E6 CENTER HIGH MOUNTED STOP LAMP (-EPH)

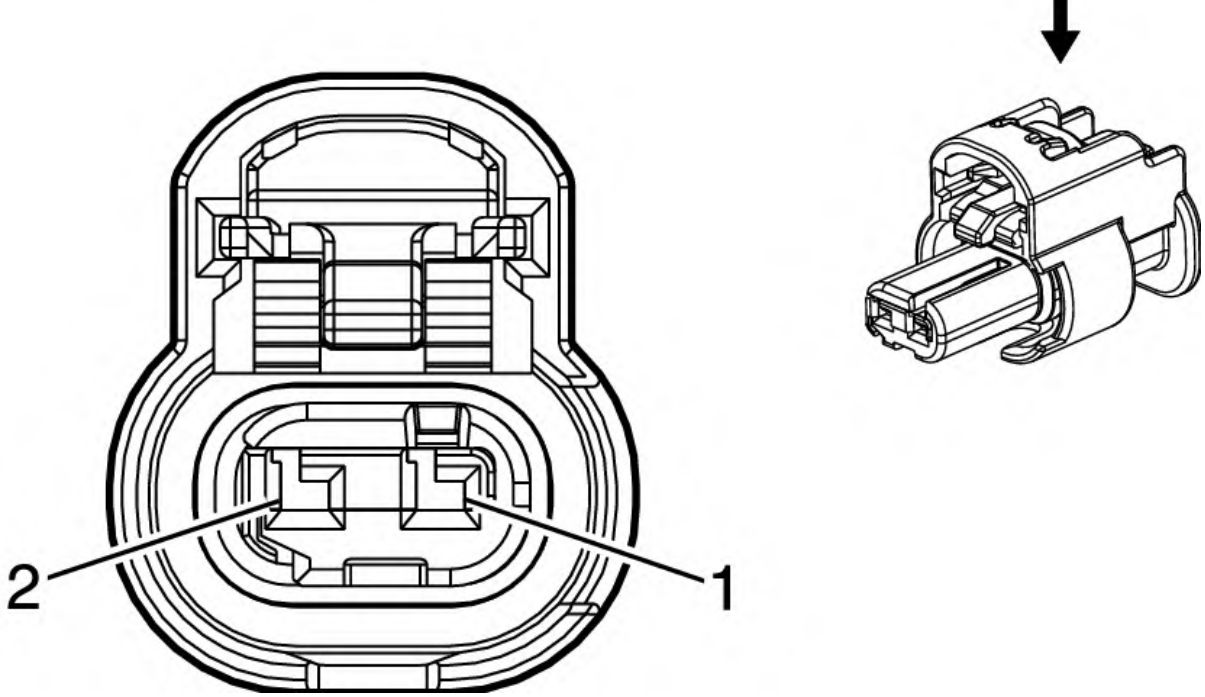

Connector Part Information

- Harness Type: Body
- OEM Connector: 1-2296694-1
- Service Connector: 19366858
- Description: 2-Way F 1.2 MCON Series, Sealed (BK)

Terminal Part Information

Terminal Type ID	Terminated Lead	Diagnostic Test Probe	Terminal Removal Tool	Service Terminal	Tray Name	Core Crimp	Insulation Crimp
I	Not Required	J-35616-16 (LT GN)	No Tool Required	Not Required	Not Required	Not Required	Not Required

Pin	Size	Color	Circuit	Function	Terminal Type ID	Option
1	0.35	BK	2550	Ground	I	-EPH
2	0.35	VT/WH	5065	Stop Lamp Relay Coil Control	I	-

E7L LICENSE PLATE LAMP - LEFT (X88)

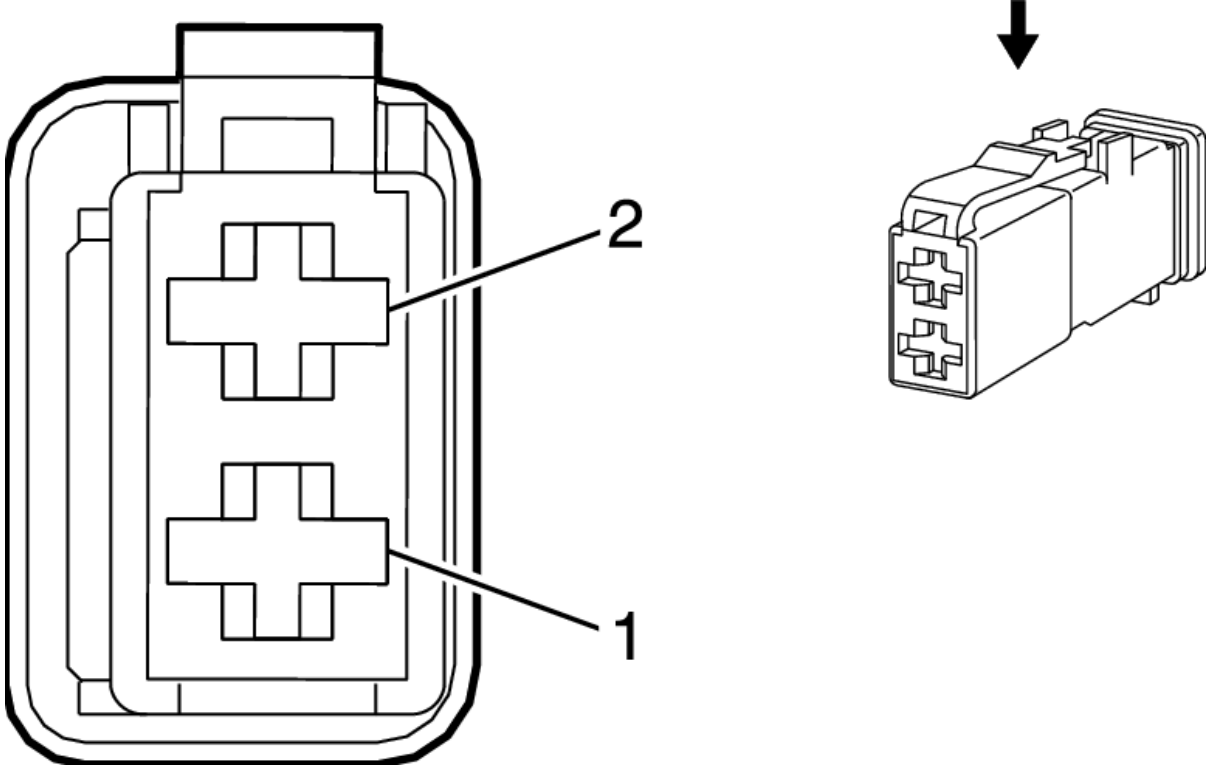

Connector Part Information

- Harness Type: Liftgate
- OEM Connector: 24466118
- Service Connector: Service by Harness - See Part Catalog
- Description: 2-Way F 1.2 Timer Series (GY)

Terminal Part Information

Terminal Type ID	Terminated Lead	Diagnostic Test Probe	Terminal Removal Tool	Service Terminal	Tray Name	Core Crimp	Insulation Crimp
I	Not Required	J-35616-14 (GN)	No Tool Required	Not Required	Not Required	Not Required	Not Required

Pin	Size	Color	Circuit	Function	Terminal Type ID	Option
1	0.35	BK	2550	Ground	I	X88
2	0.35	GN/YE	6846	Rear License Lamp Control	I	X88

E7L LICENSE PLATE LAMP - LEFT (Z88)

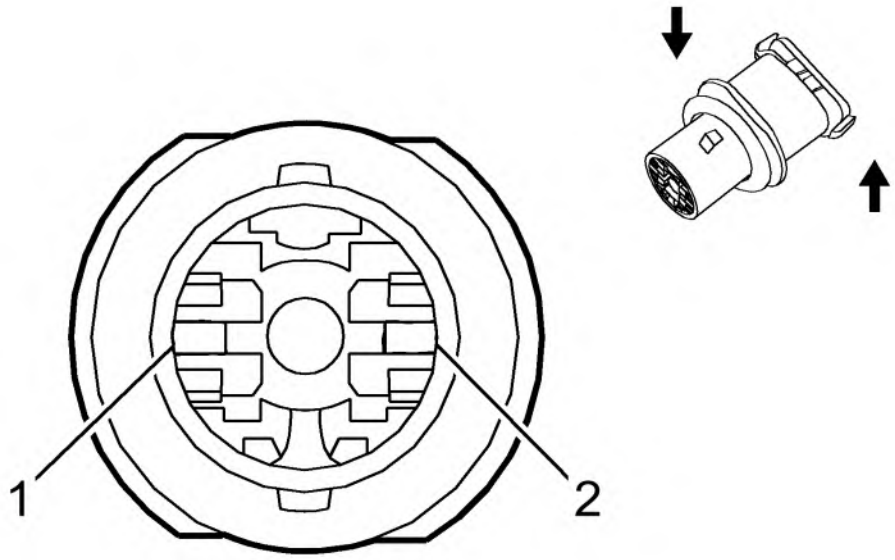

Connector Part Information

- Harness Type: Liftgate
- OEM Connector: 13698133
- Service Connector: Service by Harness - See Part Catalog
- Description: 2-Way F Lamp Socket Wedge Base, Sealed (BK)

Terminal Part Information

Terminal Type ID	Terminated Lead	Diagnostic Test Probe	Terminal Removal Tool	Service Terminal	Tray Name	Core Crimp	Insulation Crimp
I	Not Required	No Tool Required	No Tool Required	Not Required	Not Required	Not Required	Not Required

Pin	Size	Color	Circuit	Function	Terminal Type ID	Option
1	0.35	BK	2550	Ground	I	Z88
2	0.35	GN/YE	6846	Rear License Lamp Control	I	Z88

E7R LICENSE PLATE LAMP - RIGHT (X88)

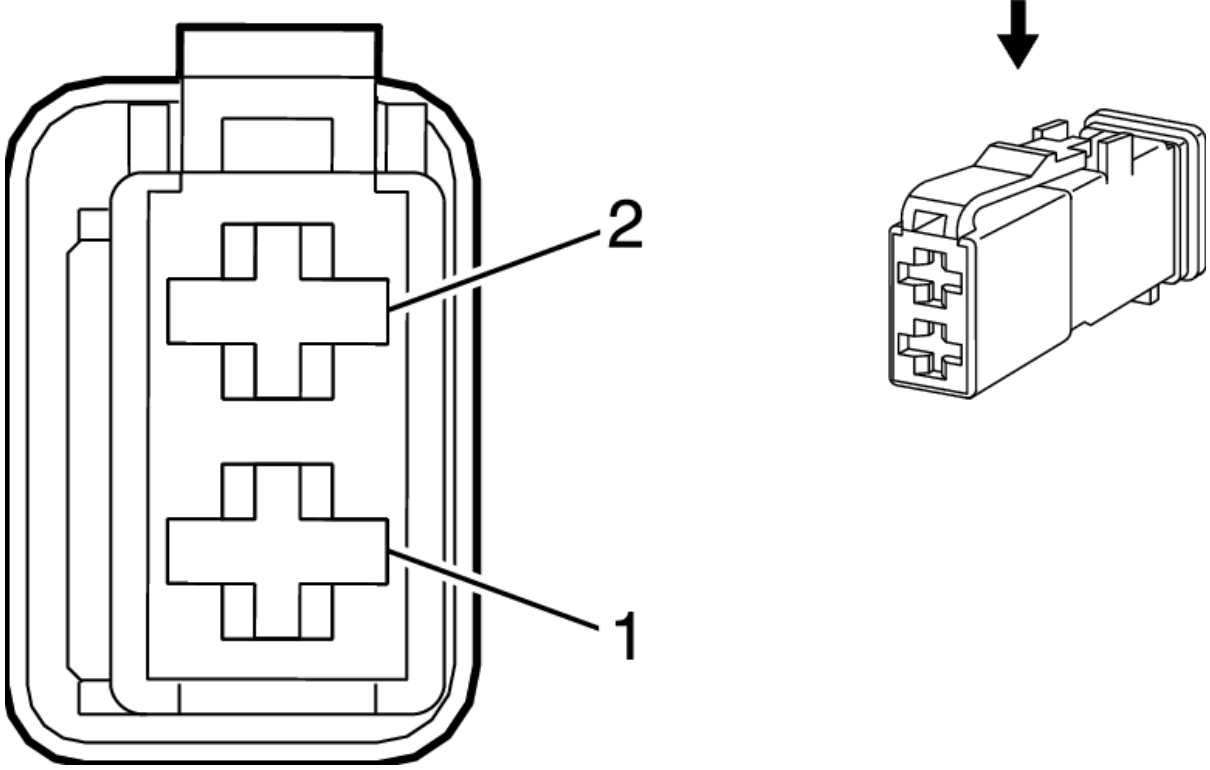

Connector Part Information

- Harness Type: Liftgate
- OEM Connector: 24466118
- Service Connector: Service by Harness - See Part Catalog
- Description: 2-Way F 1.2 Timer Series (GY)

Terminal Part Information

Terminal Type ID	Terminated Lead	Diagnostic Test Probe	Terminal Removal Tool	Service Terminal	Tray Name	Core Crimp	Insulation Crimp
I	Not Required	J-35616-14 (GN)	No Tool Required	Not Required	Not Required	Not Required	Not Required

Pin	Size	Color	Circuit	Function	Terminal Type ID	Option
1	0.35	BK	2550	Ground	I	X88
2	0.35	GN/YE	6846	Rear License Lamp Control	I	X88

E7R LICENSE PLATE LAMP - RIGHT (Z88)

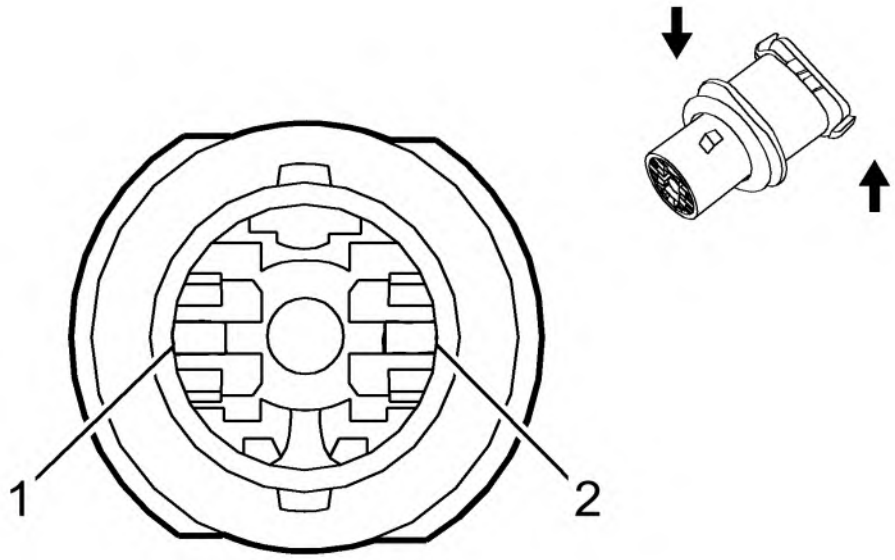

Connector Part Information

- Harness Type: Liftgate
- OEM Connector: 13698133
- Service Connector: Service by Harness - See Part Catalog
- Description: 2-Way F Lamp Socket Wedge Base, Sealed (BK)

Terminal Part Information

Terminal Type ID	Terminated Lead	Diagnostic Test Probe	Terminal Removal Tool	Service Terminal	Tray Name	Core Crimp	Insulation Crimp
I	Not Required	No Tool Required	No Tool Required	Not Required	Not Required	Not Required	Not Required

Pin	Size	Color	Circuit	Function	Terminal Type ID	Option
1	0.35	BK	2550	Ground	I	Z88
2	0.35	GN/YE	6846	Rear License Lamp Control	I	Z88

E8S REAR COMPARTMENT COURTESY LAMP

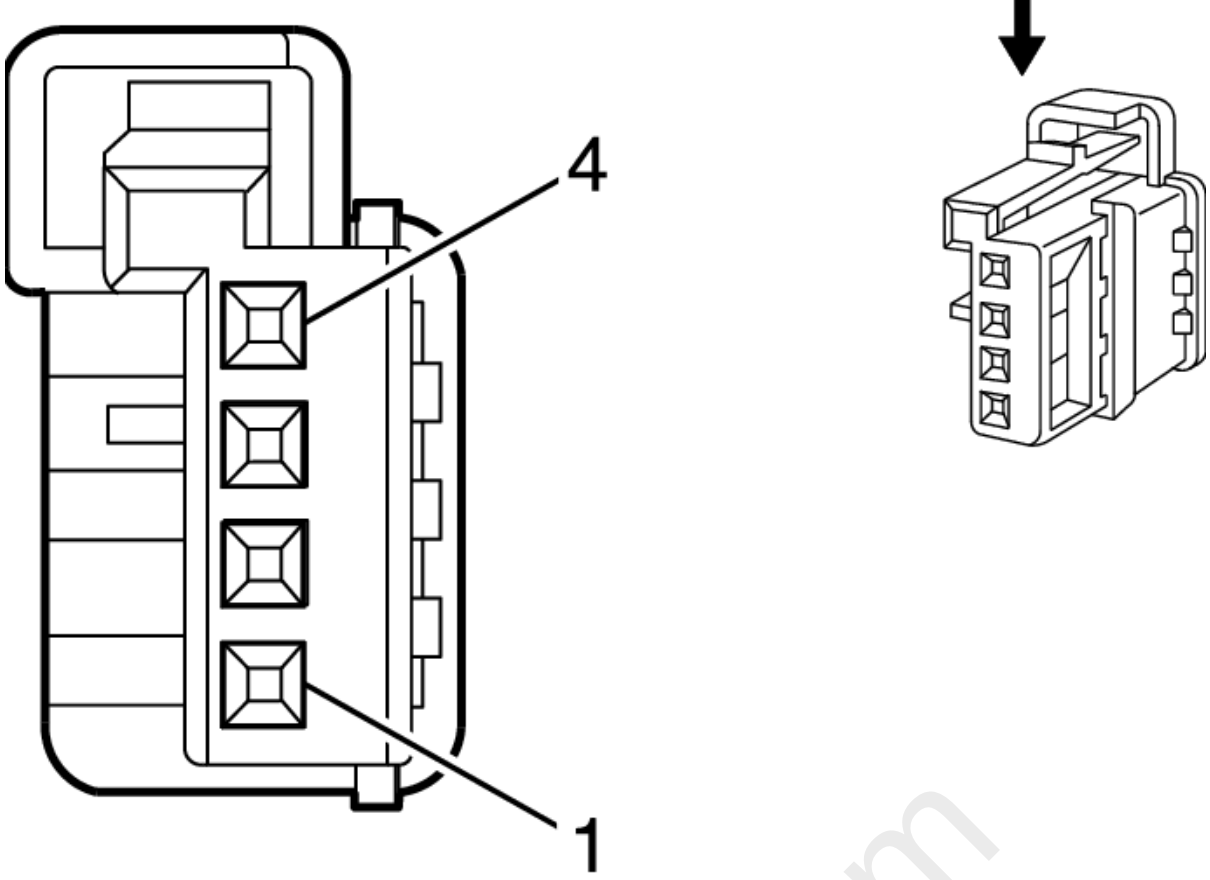

Connector Part Information

- Harness Type: Headliner
- OEM Connector: 13580945
- Service Connector: 19119349
- Description: 4-Way F 0.64 Micro-Quadlock Series (GY)

Terminal Part Information

Terminal Type ID	Terminated Lead	Diagnostic Test Probe	Terminal Removal Tool	Service Terminal	Tray Name	Core Crimp	Insulation Crimp
I	Not Required	J-35616-64B (LT BU)	No Tool Required	Not Required	Not Required	Not Required	Not Required

Pin	Size	Color	Circuit	Function	Terminal Type ID	Option
1	0.35	GN/GY	737	Rear Compartment Lid Lamp Control	I	-
2	-	-	-	Not Occupied	-	-
3	0.35	BK	2050	Ground	I	-
4	-	-	-	Not Occupied	-	-

E11 FUEL HEATER (LH7)

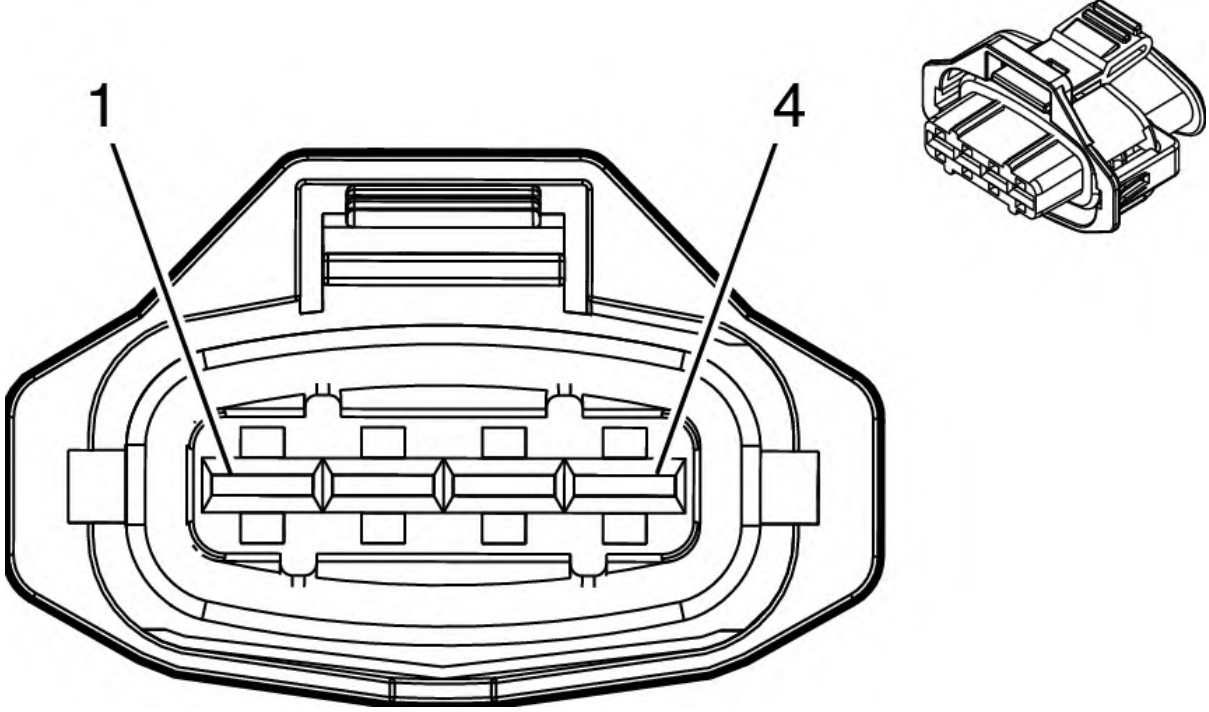

Connector Part Information

- Harness Type: Particulate Filter
- OEM Connector: 13203442
- Service Connector: Service by Harness - See Part Catalog
- Description: 4-Way F 2.8 Timer Series, Sealed (BK)

Terminal Part Information

Terminal Type ID	Terminated Lead	Diagnostic Test Probe	Terminal Removal Tool	Service Terminal	Tray Name	Core Crimp	Insulation Crimp
I	Not Required	No Tool Required	No Tool Required	Not Required	Not Required	Not Required	Not Required

Pin	Size	Color	Circuit	Function	Terminal Type ID	Option
1	0.35	BK/VT	455	Fuel Filter Temperature Signal	I	-
2	2.5	VT/GN	355	Fuel Filter Heater Voltage	I	-
3	0.35	BK/VT	412	Fuel Filter Temperature Sensor Low Reference	I	-
4	2.5	BK	1950	Ground	I	-

E12A GLOW PLUG 1 (LH7)

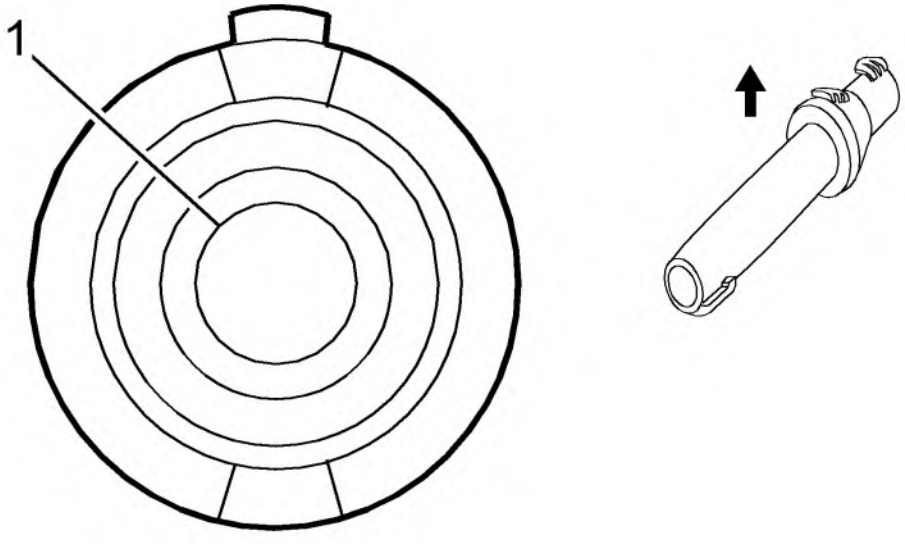

Connector Part Information

- Harness Type: Engine
- OEM Connector: 55571433
- Service Connector: Service by Cable - See Part Catalog
- Description: 1-Way F 4.0 Series (BK)

Terminal Part Information

Terminal Type ID	Terminated Lead	Diagnostic Test Probe	Terminal Removal Tool	Service Terminal	Tray Name	Core Crimp	Insulation Crimp
I	Not Required	No Tool Required	No Tool Required	Not Required	Not Required	Not Required	Not Required

Pin	Size	Color	Circuit	Function	Terminal Type ID	Option
1	2.5	GY/BU	1581	Glow Plug Control 1	I	LH7

E12B GLOW PLUG 2 (LH7)

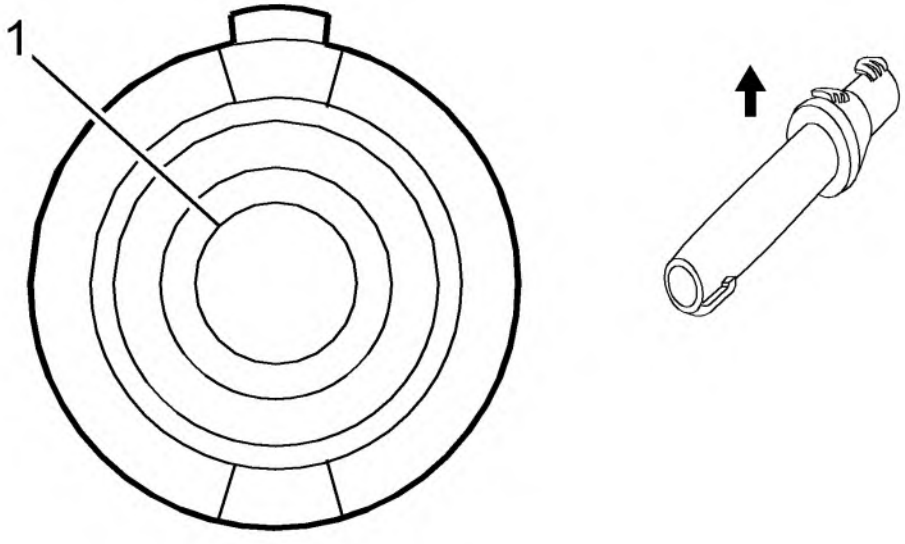

Connector Part Information

- Harness Type: Engine
- OEM Connector: 55571433
- Service Connector: Service by Cable - See Part Catalog
- Description: 1-Way F 4.0 Series (BK)

Terminal Part Information

Terminal Type ID	Terminated Lead	Diagnostic Test Probe	Terminal Removal Tool	Service Terminal	Tray Name	Core Crimp	Insulation Crimp
I	Not Required	No Tool Required	No Tool Required	Not Required	Not Required	Not Required	Not Required

Pin	Size	Color	Circuit	Function	Terminal Type ID	Option
1	2.5	GY/BN	1582	Glow Plug Control 2	I	LH7

E12C GLOW PLUG 3 (LH7)

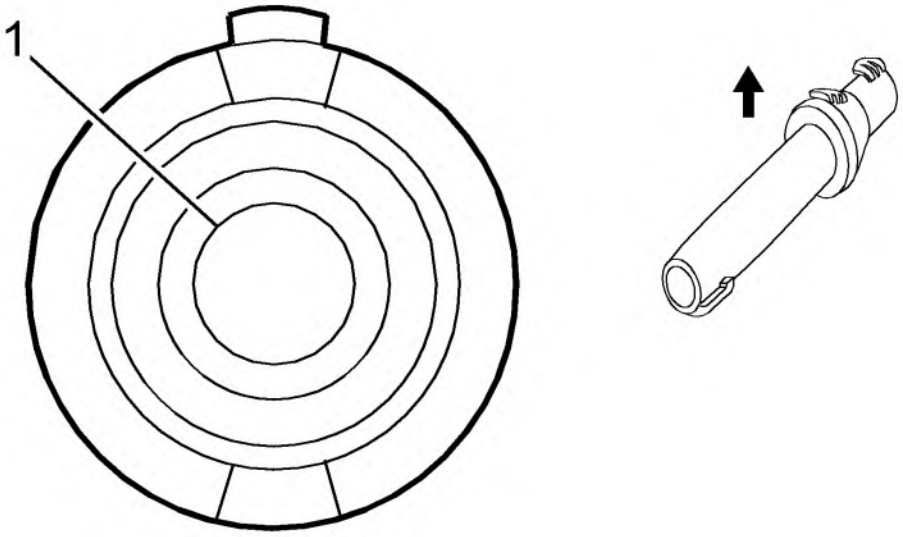

Connector Part Information

- Harness Type: Engine
- OEM Connector: 55571433
- Service Connector: Service by Cable - See Part Catalog
- Description: 1-Way F 4.0 Series (BK)

Terminal Part Information

Terminal Type ID	Terminated Lead	Diagnostic Test Probe	Terminal Removal Tool	Service Terminal	Tray Name	Core Crimp	Insulation Crimp
I	Not Required	No Tool Required	No Tool Required	Not Required	Not Required	Not Required	Not Required

Pin	Size	Color	Circuit	Function	Terminal Type ID	Option
1	2.5	GY/GN	1583	Glow Plug Control 3	I	LH7

E12D GLOW PLUG 4 (LH7)

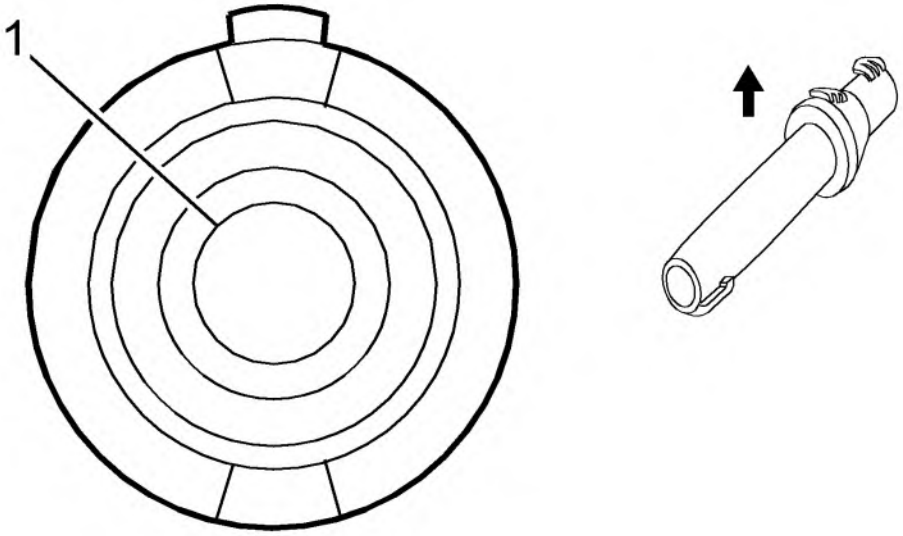

Connector Part Information

- Harness Type: Engine
- OEM Connector: 55571433
- Service Connector: Service by Cable - See Part Catalog
- Description: 1-Way F 4.0 Series (BK)

Terminal Part Information

Terminal Type ID	Terminated Lead	Diagnostic Test Probe	Terminal Removal Tool	Service Terminal	Tray Name	Core Crimp	Insulation Crimp
I	Not Required	No Tool Required	No Tool Required	Not Required	Not Required	Not Required	Not Required

Pin	Size	Color	Circuit	Function	Terminal Type ID	Option
1	2.5	GY/YE	1584	Glow Plug Control 4	I	LH7

E14A SEAT HEATING ELEMENT - DRIVER BACK (KA1)

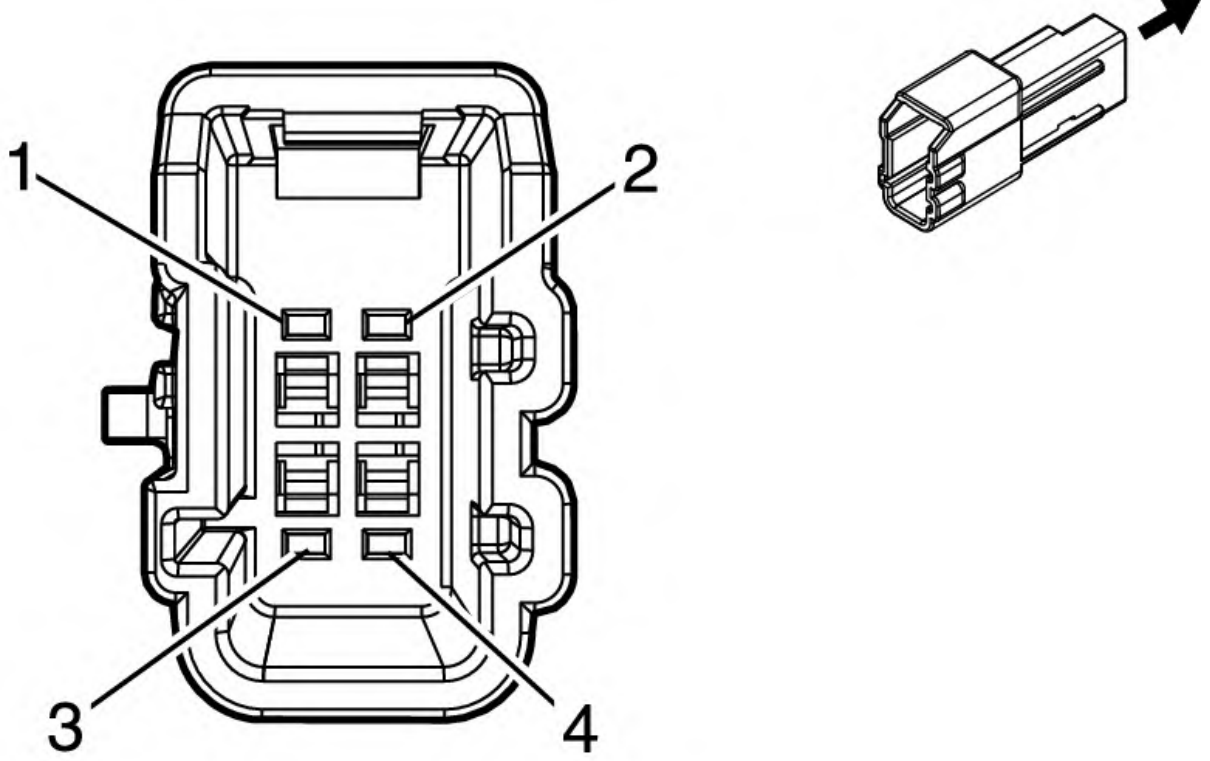

Connector Part Information

- Harness Type: Driver Seat
- OEM Connector: 6098-7781
- Service Connector: Service by Harness - See Part Catalog
- Description: 4-Way M 1.2 Series (GY)

Terminal Part Information

Terminal Type ID	Terminated Lead	Diagnostic Test Probe	Terminal Removal Tool	Service Terminal	Tray Name	Core Crimp	Insulation Crimp
I	Not Required	J-35616-17 (LT GN)	No Tool Required	Not Required	Not Required	Not Required	Not Required

Pin	Size	Color	Circuit	Function	Terminal Type ID	Option
1	0.75 0.75	BN BN/VT	2432 2077	Driver Heated Back Element Control Driver Heated Seat Element Control	I I	EPH+KA1-KU1-KU3 KA1/KU1/KU3-EPH
2	0.35	BU	2425	Driver Heated Back NTC Signal	I	-
3	0.35 0.35	BK/VT BK/YE	2426 2080	Driver Heated Back NTC Low Reference Driver Heated Seat NTC Low Reference	I I	EPH+KA1-KU1-KU3 KA1/KU1/KU3-EPH
4	0.75	BN/BK	2078	Driver Heated Seat Element Low Reference	I	-

E14B SEAT HEATING ELEMENT - DRIVER CUSHION (KA1)

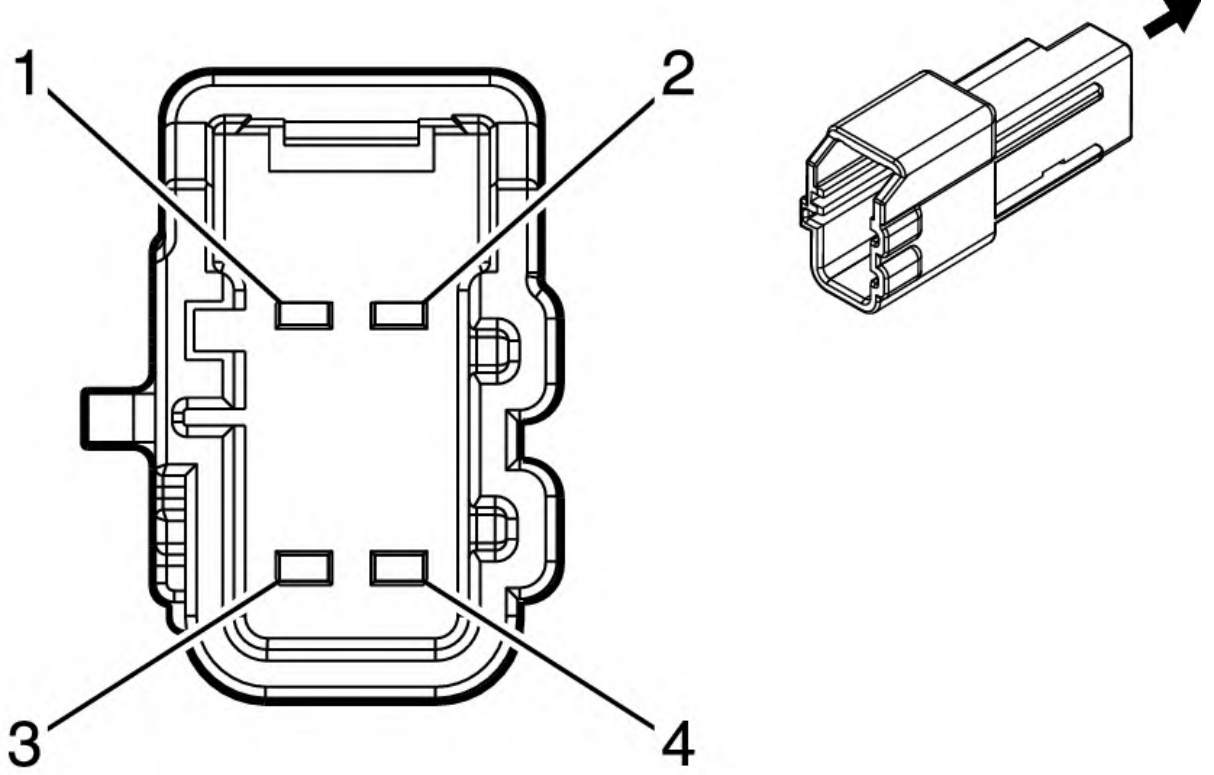

Connector Part Information

- Harness Type: Driver Seat
- OEM Connector: 6098-7779
- Service Connector: Service by Harness - See Part Catalog
- Description: 4-Way M 1.2 Series (BK)

Terminal Part Information

Terminal Type ID	Terminated Lead	Diagnostic Test Probe	Terminal Removal Tool	Service Terminal	Tray Name	Core Crimp	Insulation Crimp
I	Not Required	J-35616-17 (LT GN)	No Tool Required	Not Required	Not Required	Not Required	Not Required

Pin	Size	Color	Circuit	Function	Terminal Type ID	Option
1	0.75	BN/VT	2077	Driver Heated Seat Element Control	I	-
2	0.35	YE/GY	2079	Driver Heated Seat NTC Signal	I	-
3	0.35	BK/YE	2080	Driver Heated Seat NTC Low Reference	I	-
4	0.75	BN/BK	2078	Driver Heated Seat Element Low Reference	I	-

E14C SEAT HEATING ELEMENT - PASSENGER BACK (KA1)

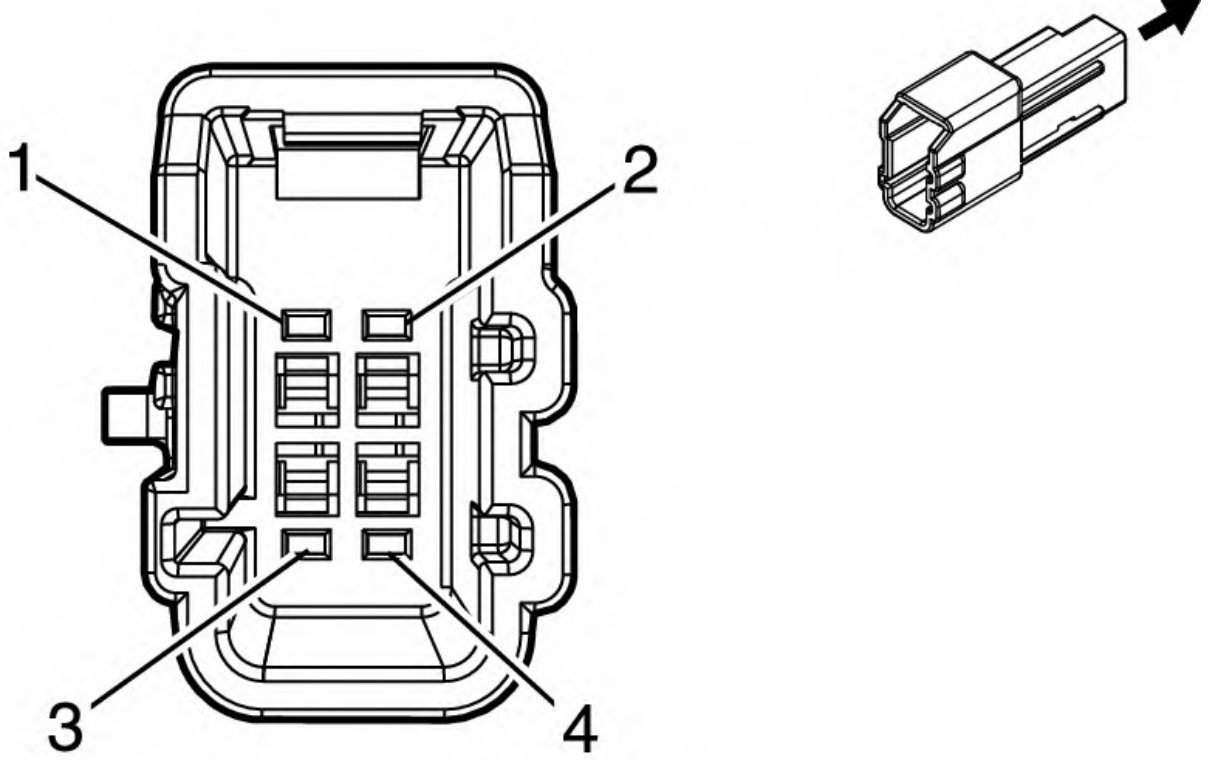

Connector Part Information

- Harness Type: Passenger Seat
- OEM Connector: 6098-7781
- Service Connector: Service by Harness - See Part Catalog
- Description: 4-Way M 1.2 Series (GY)

Terminal Part Information

Terminal Type ID	Terminated Lead	Diagnostic Test Probe	Terminal Removal Tool	Service Terminal	Tray Name	Core Crimp	Insulation Crimp
I	Not Required	J-35616-17 (LT GN)	No Tool Required	Not Required	Not Required	Not Required	Not Required

Pin	Size	Color	Circuit	Function	Terminal Type ID	Option
1	0.75 0.75	WH/BN BN/BU	2481 2479	Passenger Heated Back Element Control Passenger Heated Seat Element Control	I I	EPH-KA1-KU1-KU3 KA1/KU1/KU3
2	0.75	WH/BU	2436	Passenger Heated Back NTC Signal	I	-
3	0.75	BK/GN	2482	Passenger Heated Back NTC Low Reference	I	-
4	0.75	GY/BK	2480	Passenger Heated Seat Element Low Reference	I	-

E14D SEAT HEATING ELEMENT - PASSENGER CUSHION (KA1)

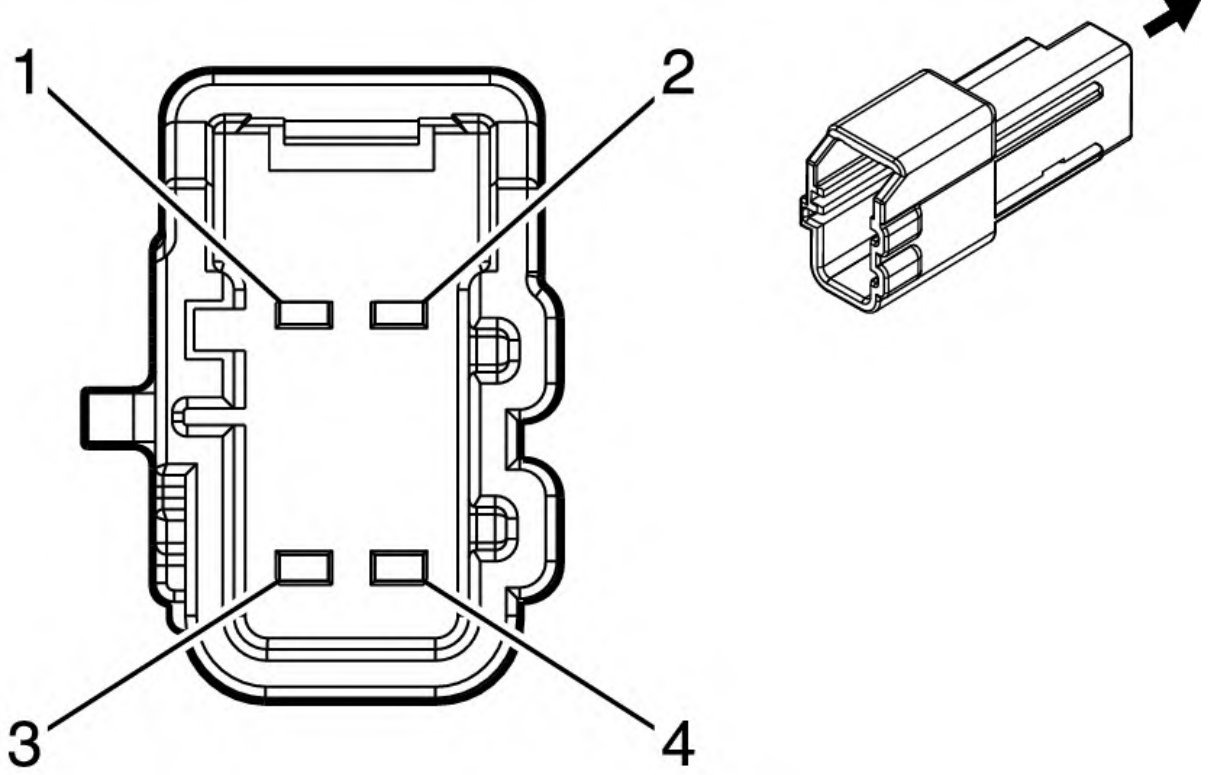

Connector Part Information

- Harness Type: Passenger Seat
- OEM Connector: 6098-7779
- Service Connector: Service by Harness - See Part Catalog
- Description: 4-Way M 1.2 Series (BK)

Terminal Part Information

Terminal Type ID	Terminated Lead	Diagnostic Test Probe	Terminal Removal Tool	Service Terminal	Tray Name	Core Crimp	Insulation Crimp
I	Not Required	J-35616-17 (LT GN)	No Tool Required	Not Required	Not Required	Not Required	Not Required

Pin	Size	Color	Circuit	Function	Terminal Type ID	Option
1	0.75	BN/BU	2479	Passenger Heated Seat Element Control	I	-
2	0.35	WH/GY	2434	Passenger Heated Seat NTC Signal	I	-
3	0.35	BK/GY	2435	Passenger Heated Seat NTC Low Reference	I	-
4	0.75	GY/BK	2480	Passenger Heated Seat Element Low Reference	I	-

E14E SEAT HEATING ELEMENT - LEFT REAR BACK (KA6)

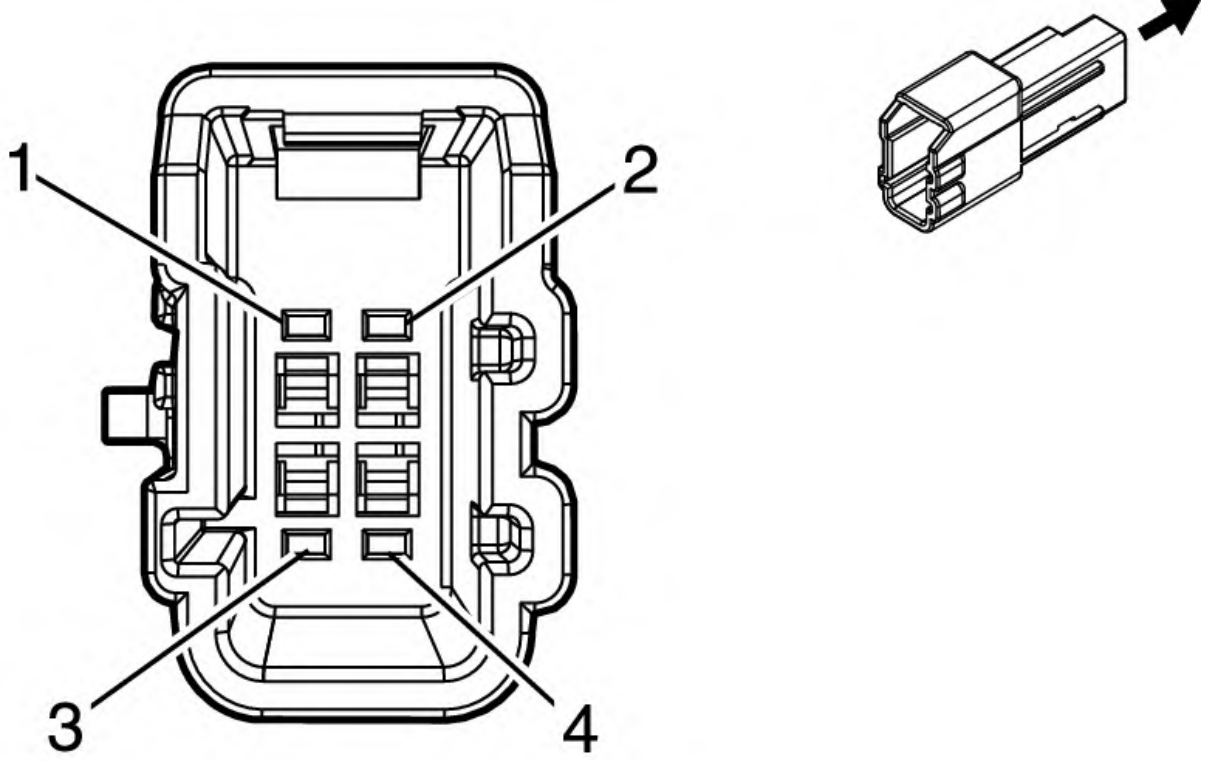

Connector Part Information

- Harness Type: Left Rear Seat
- OEM Connector: 6098-7781
- Service Connector: Service by Harness - See Part Catalog
- Description: 4-Way M 1.2 Series (GY)

Terminal Part Information

Terminal Type ID	Terminated Lead	Diagnostic Test Probe	Terminal Removal Tool	Service Terminal	Tray Name	Core Crimp	Insulation Crimp
I	Not Required	J-35616-17 (LT GN)	No Tool Required	Not Required	Not Required	Not Required	Not Required

Pin	Size	Color	Circuit	Function	Terminal Type ID	Option
1	0.75	RD	2445	Left Rear Heated Seat Element Control	I	-
2	0.5	BK/RD	7045	Left Rear Seat Back NTC Signal	I	-
3	0.5	BK/BN	7046	Left Rear Seat Back NTC Low Reference	I	-
4	0.75	BK	2295	Left Rear Heated Seat Cushion Element Low Reference	I	-

E14F SEAT HEATING ELEMENT - LEFT REAR CUSHION (KA6)

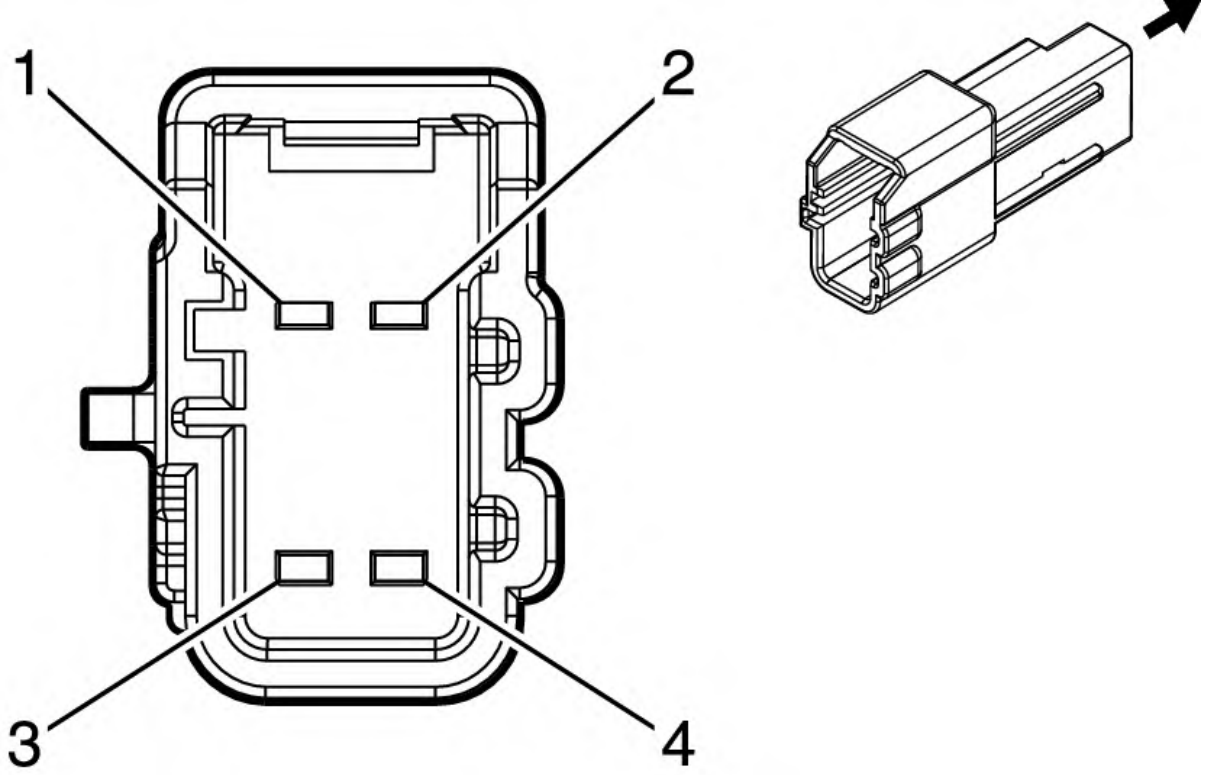

Connector Part Information

- Harness Type: Left Rear Seat
- OEM Connector: 6098-7779
- Service Connector: Service by Harness - See Part Catalog
- Description: 4-Way M 1.2 Series (BK)

Terminal Part Information

Terminal Type ID	Terminated Lead	Diagnostic Test Probe	Terminal Removal Tool	Service Terminal	Tray Name	Core Crimp	Insulation Crimp
I	Not Required	J-35616-17 (LT GN)	No Tool Required	Not Required	Not Required	Not Required	Not Required

Pin	Size	Color	Circuit	Function	Terminal Type ID	Option
1	0.75	GY	2294	Left Rear Heated Seat Cushion Element Control	I	-
2	0.5	RD/YE	7047	Left Rear Cushion NTC Signal	I	-
3	0.5	BU/WH	7048	Left Rear Cushion NTC Low Reference	I	-
4	0.75	BK	2295	Left Rear Heated Seat Cushion Element Low Reference	I	-

E14G SEAT HEATING ELEMENT - RIGHT REAR BACK (KA6)

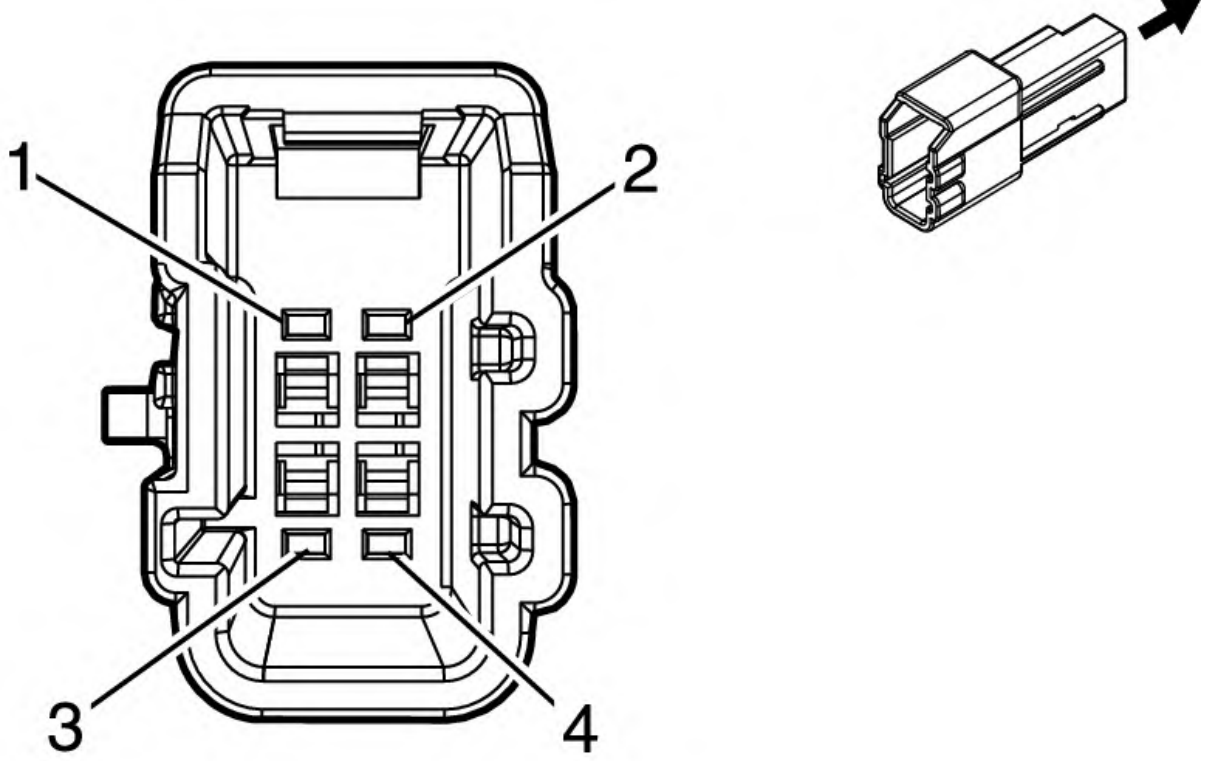

Connector Part Information

- Harness Type: Right Rear Seat
- OEM Connector: 6098-7781
- Service Connector: Service by Harness - See Part Catalog
- Description: 4-Way M 1.2 Series (GY)

Terminal Part Information

Terminal Type ID	Terminated Lead	Diagnostic Test Probe	Terminal Removal Tool	Service Terminal	Tray Name	Core Crimp	Insulation Crimp
I	Not Required	J-35616-17 (LT GN)	No Tool Required	Not Required	Not Required	Not Required	Not Required

Pin	Size	Color	Circuit	Function	Terminal Type ID	Option
1	0.75	BU/VT	2455	Right Rear Heated Seat Element Control	I	-
2	0.5	YE	7049	Right Rear Seat Back NTC Signal	I	-
3	0.5	YE/BK	7052	Right Rear Seat Back NTC Low Reference	I	-
4	0.75	VT/BK	2297	Right Rear Heated Seat Cushion Element Low Reference	I	-

E14H SEAT HEATING ELEMENT - RIGHT REAR CUSHION (KA6)

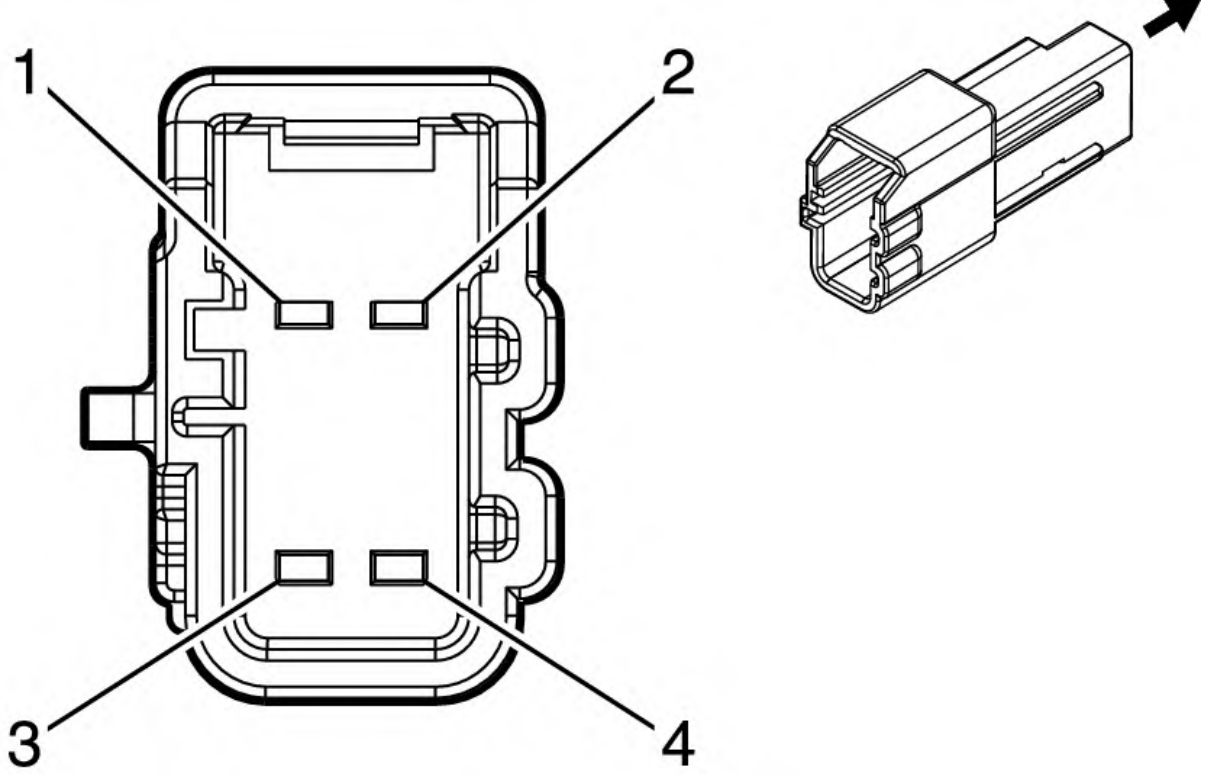

Connector Part Information

- Harness Type: Right Rear Seat
- OEM Connector: 6098-7779
- Service Connector: Service by Harness - See Part Catalog
- Description: 4-Way M 1.2 Series (BK)

Terminal Part Information

Terminal Type ID	Terminated Lead	Diagnostic Test Probe	Terminal Removal Tool	Service Terminal	Tray Name	Core Crimp	Insulation Crimp
I	Not Required	J-35616-17 (LT GN)	No Tool Required	Not Required	Not Required	Not Required	Not Required

Pin	Size	Color	Circuit	Function	Terminal Type ID	Option
1	0.75	GN/BN	2296	Right Rear Heated Seat Cushion Element Control	I	-
2	0.5	YE/WH	7053	Right Rear Cushion NTC Signal	I	-
3	0.5	WH/BK	7054	Right Rear Cushion NTC Low Reference	I	-
4	0.75	VT/BK	2297	Right Rear Heated Seat Cushion Element Low Reference	I	-

E15 STEERING WHEEL HEATER (UVD)

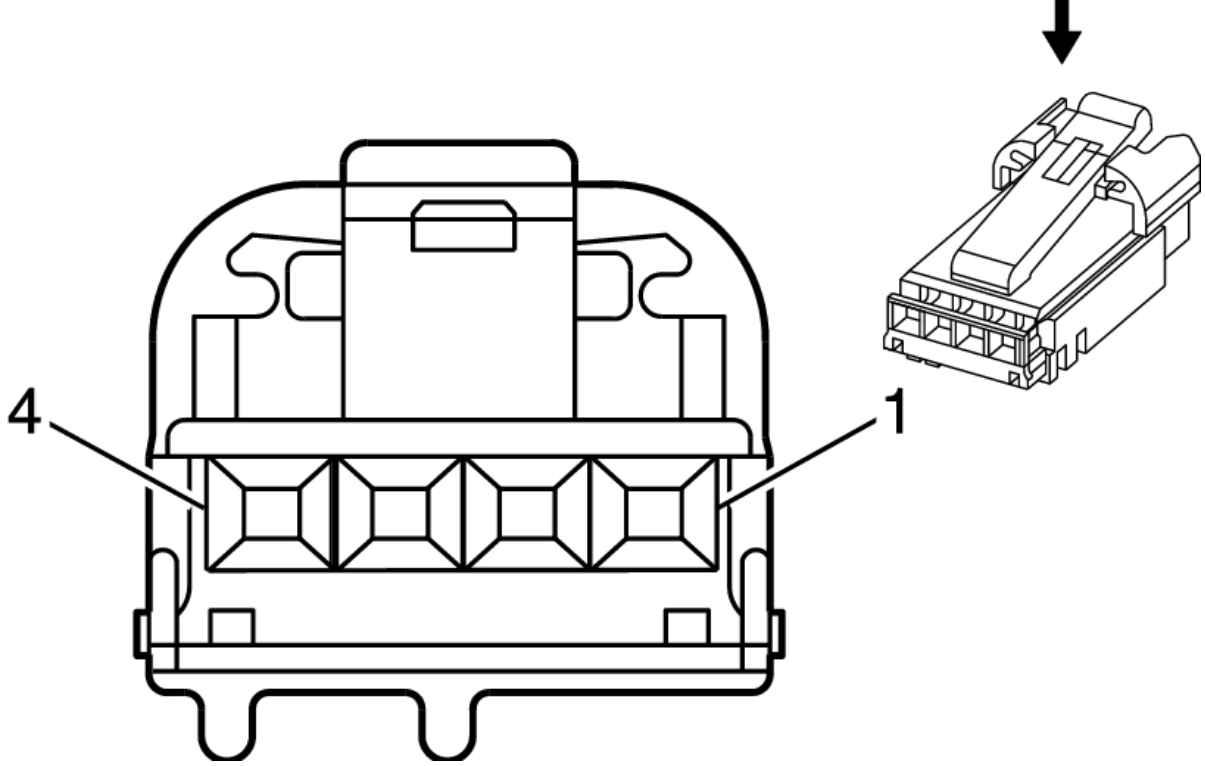

Connector Part Information

- Harness Type: Steering Wheel Heating Control Module
- OEM Connector: 15422579
- Service Connector: Service by Harness - See Part Catalog
- Description: 4-Way F 0.64 H-DAC Series (BK)

Terminal Part Information

Terminal Type ID	Terminated Lead	Diagnostic Test Probe	Terminal Removal Tool	Service Terminal	Tray Name	Core Crimp	Insulation Crimp
I	Not Required	No Tool Required	No Tool Required	Not Required	Not Required	Not Required	Not Required

Pin	Size	Color	Circuit	Function	Terminal Type ID	Option
1	0.35	BN/	5885	Heated Steering Wheel Voltage Reference	I	-
2	0.35	GY	5886	Heated Steering Wheel Sensor Signal	I	-
3	0.5	WH/	5888	Heated Steering Wheel High Control	I	-
4	0.5	BK	1650	Ground	I	-

E18 REAR DEFOGGER GRID X1

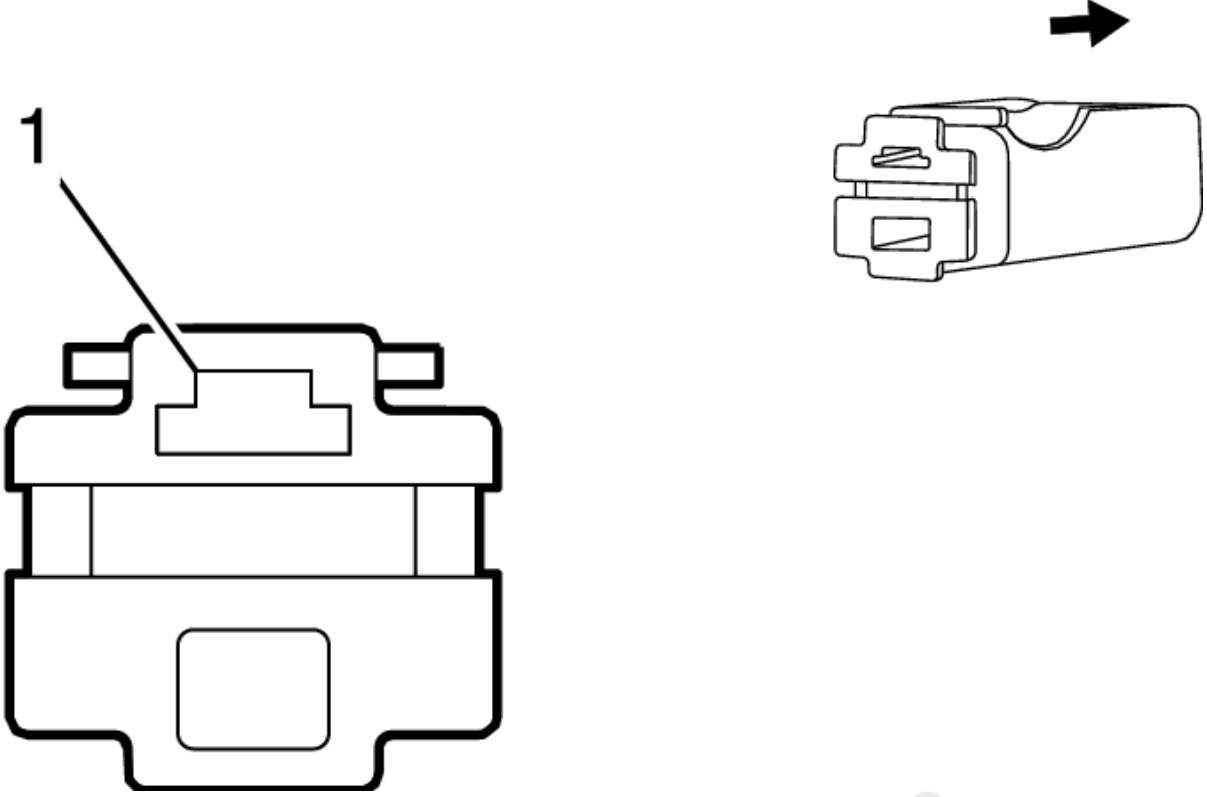

Connector Part Information

- Harness Type: Liftgate
- OEM Connector: 13585268
- Service Connector: Service by Harness - See Part Catalog
- Description: 1-Way F 250 Series (BK)

Terminal Part Information

Terminal Type ID	Terminated Lead	Diagnostic Test Probe	Terminal Removal Tool	Service Terminal	Tray Name	Core Crimp	Insulation Crimp
I	Not Required	J-35616-42 (RD)	No Tool Required	Not Required	Not Required	Not Required	Not Required

Pin	Size	Color	Circuit	Function	Terminal Type ID	Option
1	2	BN/VT	293	Rear Defog Element Control	I	-

E18 REAR DEFOGGER GRID X2

mo360.com

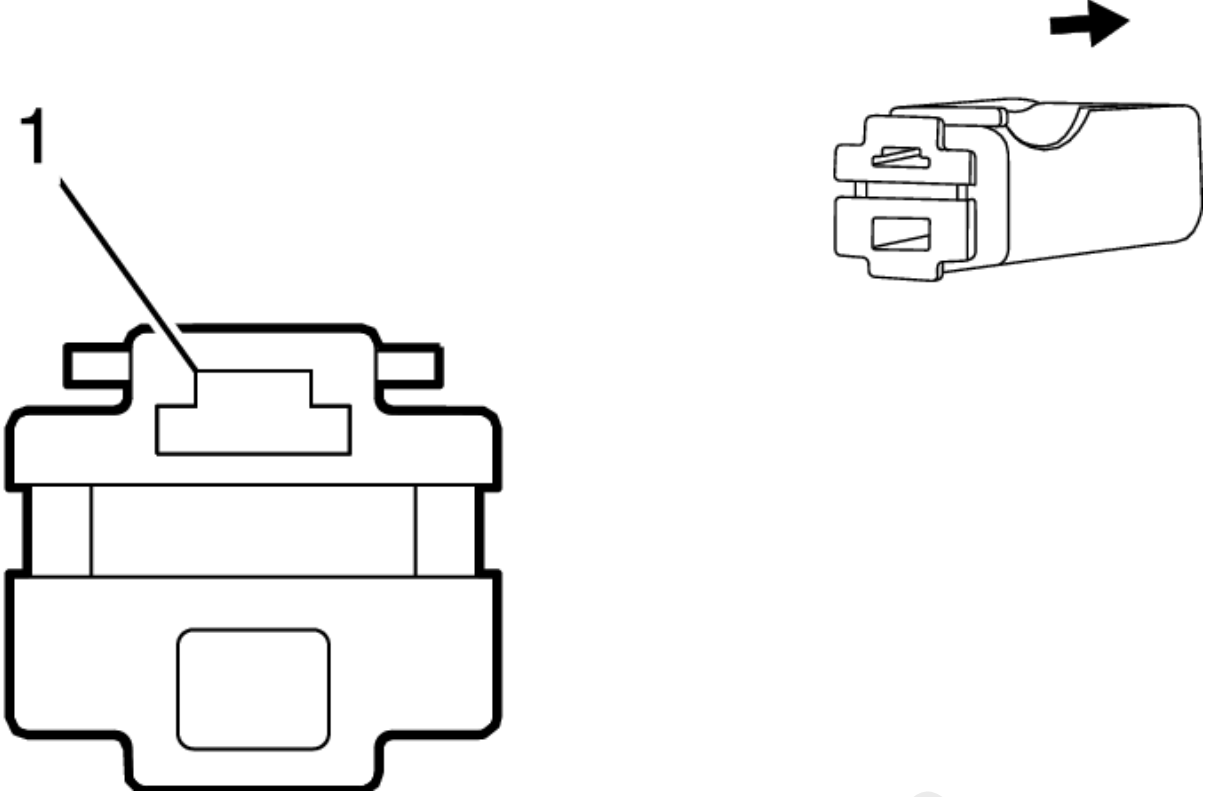

Connector Part Information

- Harness Type: Liftgate
- OEM Connector: 13585268
- Service Connector: Service by Harness - See Part Catalog
- Description: 1-Way F 250 Series (BK)

Terminal Part Information

Terminal Type ID	Terminated Lead	Diagnostic Test Probe	Terminal Removal Tool	Service Terminal	Tray Name	Core Crimp	Insulation Crimp
I	Not Required	J-35616-42 (RD)	No Tool Required	Not Required	Not Required	Not Required	Not Required

Pin	Size	Color	Circuit	Function	Terminal Type ID	Option
1	2	BK	2550	Ground	I	-

E28 CENTER CONSOLE COMPARTMENT LAMP

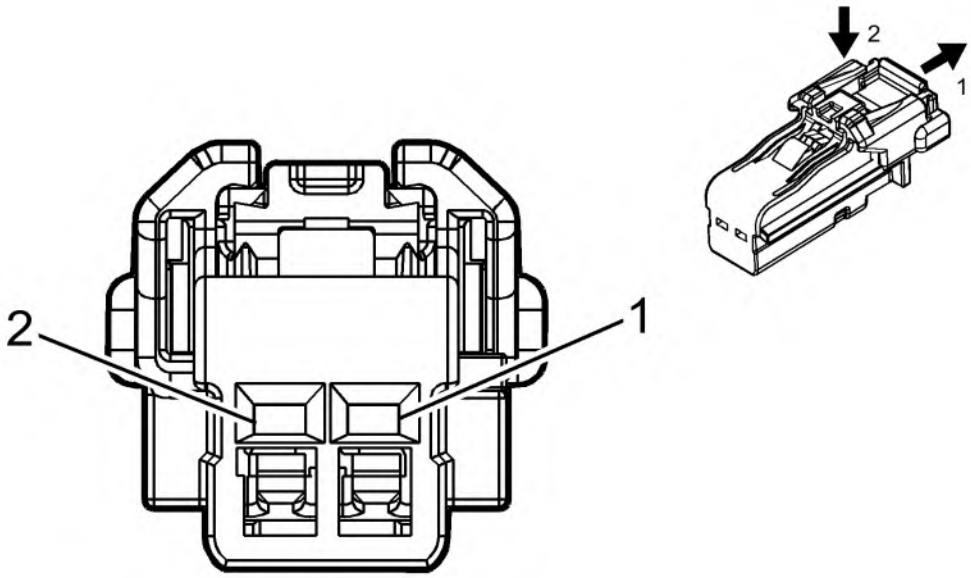

Connector Part Information

- Harness Type: Floor Console
- OEM Connector: 13517403
- Service Connector: Service by Harness - See Part Catalog
- Description: 2-Way F 1.2 Series (BK)

Terminal Part Information

Terminal Type ID	Terminated Lead	Diagnostic Test Probe	Terminal Removal Tool	Service Terminal	Tray Name	Core Crimp	Insulation Crimp
I	Not Required	J-35616-16 (LT GN)	No Tool Required	Not Required	Not Required	Not Required	Not Required

Pin	Size	Color	Circuit	Function	Terminal Type ID	Option
1	0.35	BK	2250	Ground	I	-
2	0.5 0.35	WH/BN WH/YE	6815 7557	Inadvertent Power Control LED Ambient Lighting Control 1	I I	X88 Z88

E29LF FOG LAMP - LEFT FRONT (T3U)

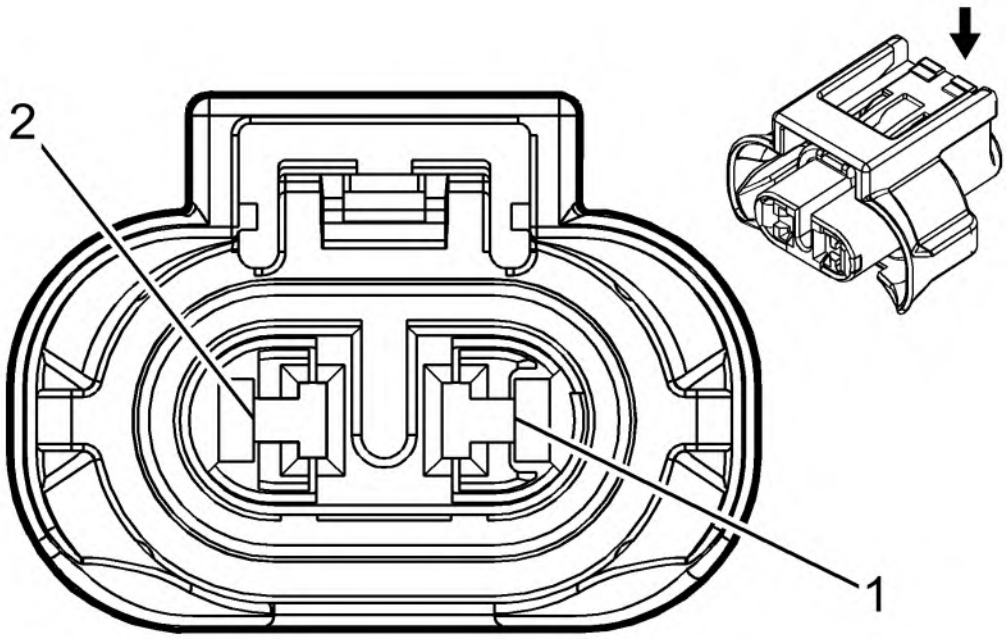

Connector Part Information

- Harness Type: Front Fascia
- OEM Connector: F094300
- Service Connector: Service by Harness - See Part Catalog
- Description: 2-Way F 2.8 APEX Series, Sealed (BK)

Terminal Part Information

Terminal Type ID	Terminated Lead	Diagnostic Test Probe	Terminal Removal Tool	Service Terminal	Tray Name	Core Crimp	Insulation Crimp
I	Not Required	J-35616-35 (VT)	No Tool Required	Not Required	Not Required	Not Required	Not Required

Pin	Size	Color	Circuit	Function	Terminal Type ID	Option
1	1.5	BN/VT	2234	Front Fog Lamp Control	I	-
2	1.5	BK	1550	Ground	I	-

E29R FOG LAMP - REAR (T79)

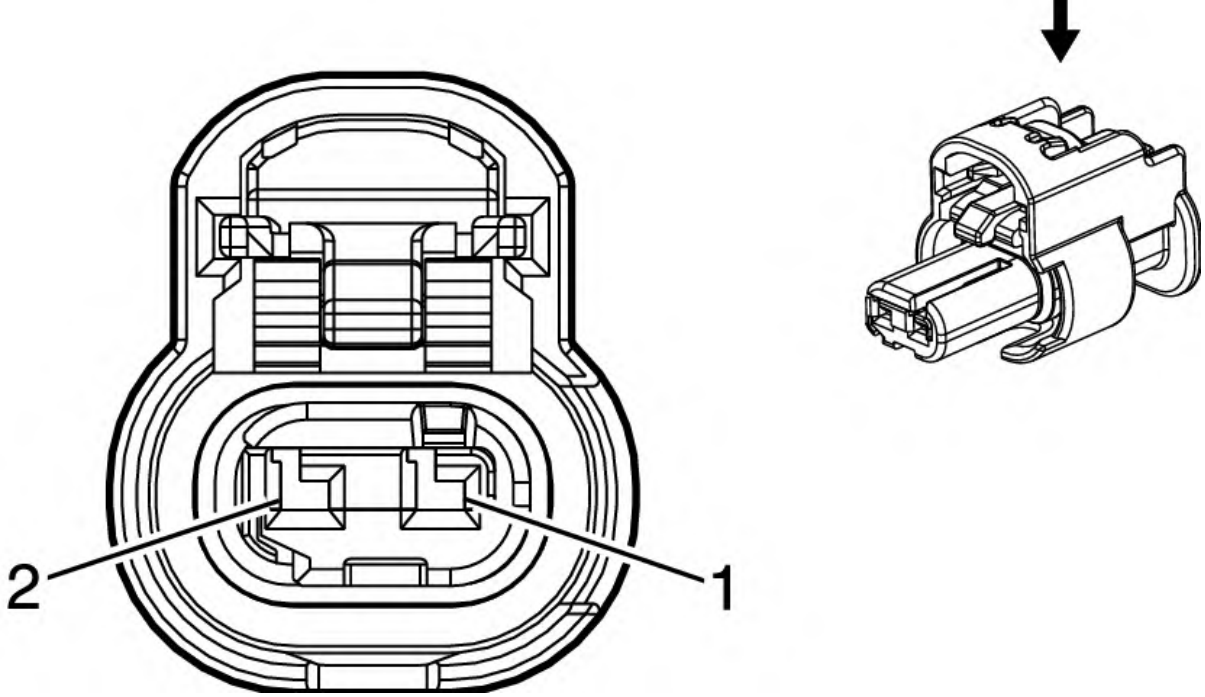

Connector Part Information

- Harness Type: Rear Fascia
- OEM Connector: 13591334
- Service Connector: Service by Harness - See Part Catalog
- Description: 2-Way F 1.2 MCON Series, Sealed (BK)

Terminal Part Information

Terminal Type ID	Terminated Lead	Diagnostic Test Probe	Terminal Removal Tool	Service Terminal	Tray Name	Core Crimp	Insulation Crimp
I	Not Required	J-35616-16 (LT GN)	No Tool Required	Not Required	Not Required	Not Required	Not Required

Pin	Size	Color	Circuit	Function	Terminal Type ID	Option
1	0.5 0.75	BK BK	2550 2550	Ground Ground	I I	TC2 -TC2
2	0.5	YE/GY	122	Rear Fog Lamp Control	I	-

E29RF FOG LAMP - RIGHT FRONT (T3U)

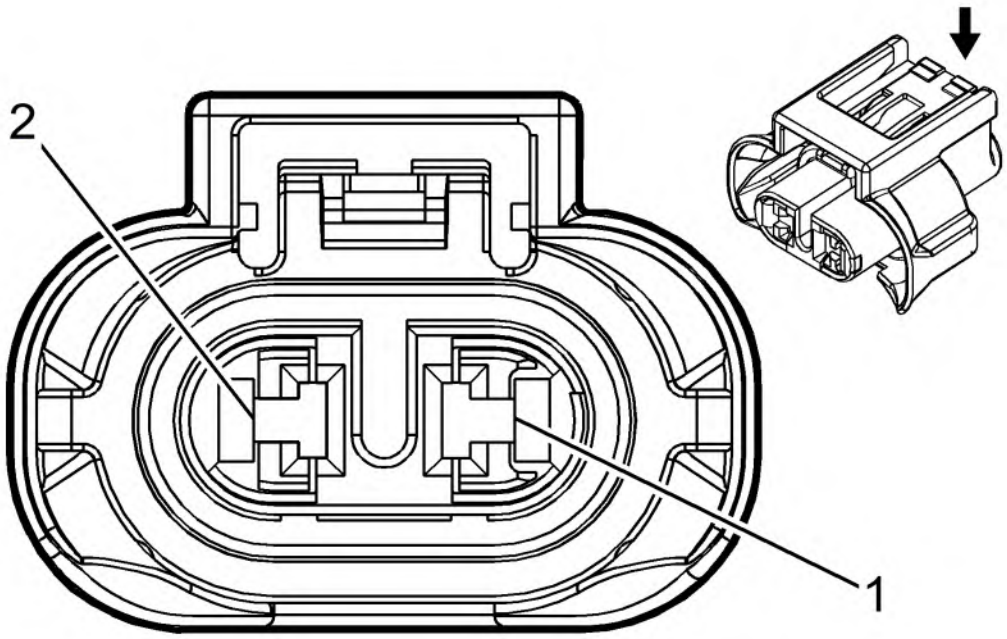

Connector Part Information

- Harness Type: Front Fascia
- OEM Connector: F094300
- Service Connector: Service by Harness - See Part Catalog
- Description: 2-Way F 2.8 APEX Series, Sealed (BK)

Terminal Part Information

Terminal Type ID	Terminated Lead	Diagnostic Test Probe	Terminal Removal Tool	Service Terminal	Tray Name	Core Crimp	Insulation Crimp
I	Not Required	J-35616-35 (VT)	No Tool Required	Not Required	Not Required	Not Required	Not Required

Pin	Size	Color	Circuit	Function	Terminal Type ID	Option
1	1.5	BN/VT	2234	Front Fog Lamp Control	I	-
2	1.5	BK	2050	Ground	I	-

E32 CIGARETTE LIGHTER RECEPTACLE (SAO/U37)

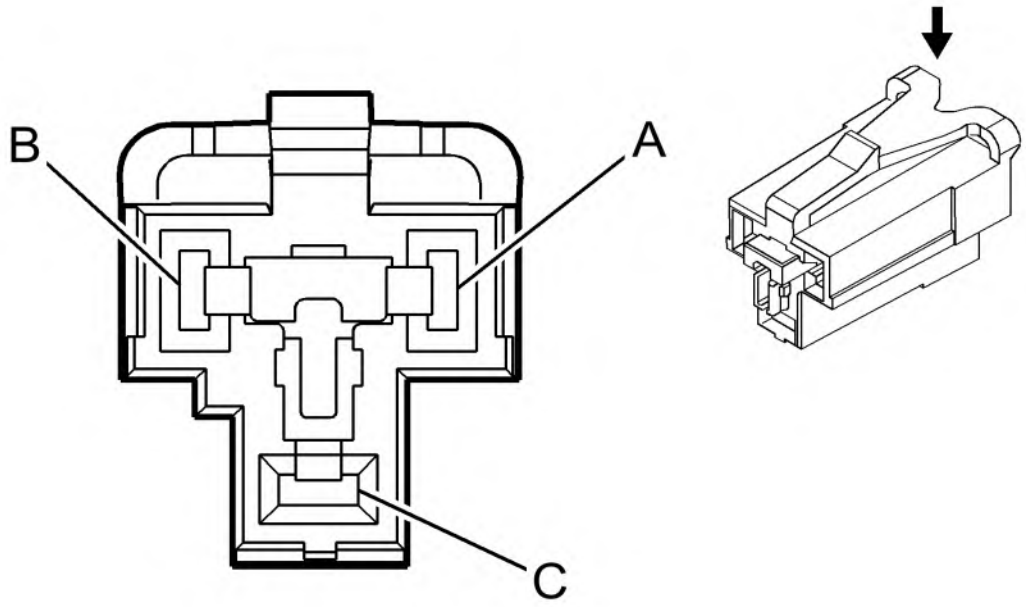

Connector Part Information

- Harness Type: Instrument Panel
- OEM Connector: 13589102
- Service Connector: Service by Harness - See Part Catalog
- Description: 3-Way F 2.8 APEX Series (BK)

Terminal Part Information

Terminal Type ID	Terminated Lead	Diagnostic Test Probe	Terminal Removal Tool	Service Terminal	Tray Name	Core Crimp	Insulation Crimp
I	Not Required	J-35616-35 (VT)	No Tool Required	Not Required	Not Required	Not Required	Not Required

Pin	Size	Color	Circuit	Function	Terminal Type ID	Option
A	1.5	VT	1301	Retained Accessory Power Fuse Control	I	KC5
B	-	-	-	Not Occupied	-	-
C	1.5	BK	2250	Ground	I	KC5

E37LR DOME/READING LAMPS - LEFT REAR

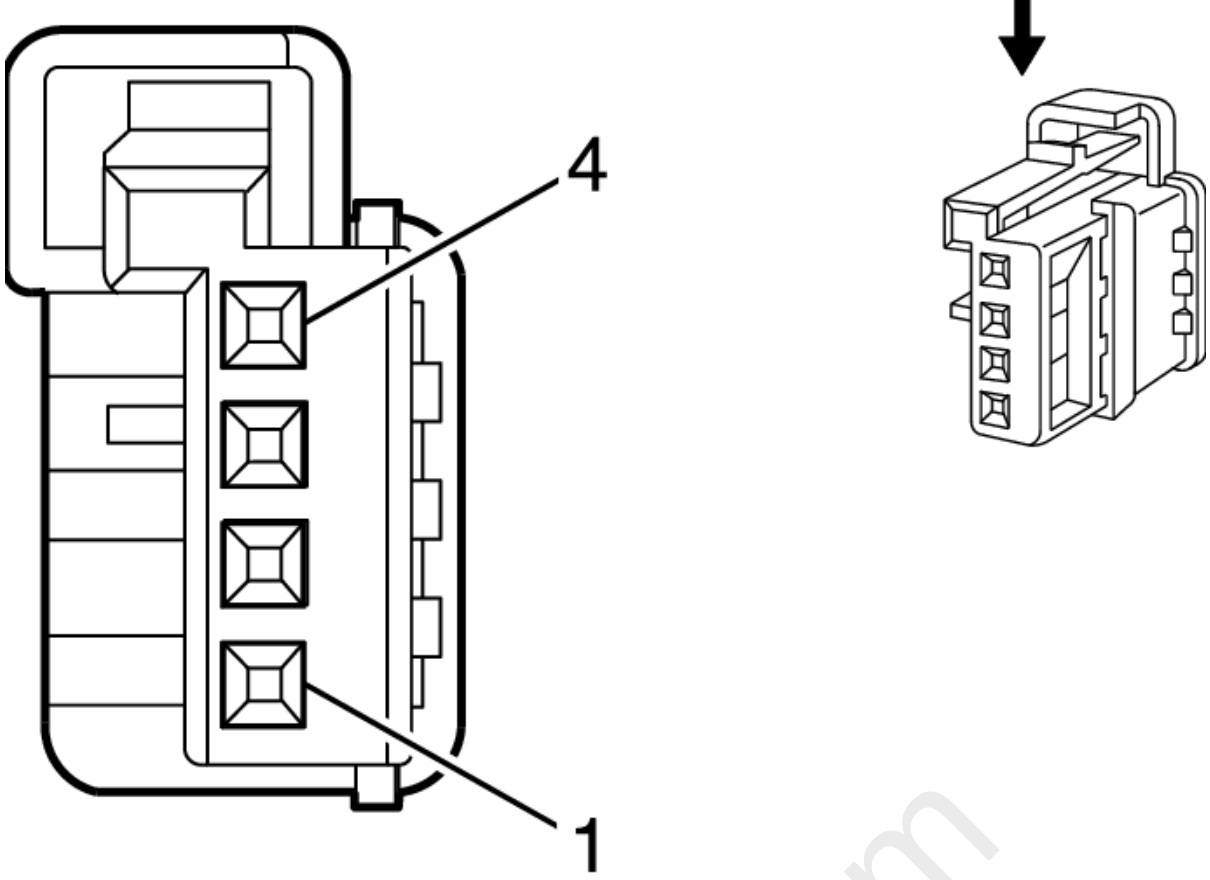

Connector Part Information

- Harness Type: Headliner
- OEM Connector: 13580945
- Service Connector: 19119349
- Description: 4-Way F 0.64 Micro-Quadlock Series (GY)

Terminal Part Information

Terminal Type ID	Terminated Lead	Diagnostic Test Probe	Terminal Removal Tool	Service Terminal	Tray Name	Core Crimp	Insulation Crimp
I	Not Required	J-35616-64B (LT BU)	No Tool Required	Not Required	Not Required	Not Required	Not Required

Pin	Size	Color	Circuit	Function	Terminal Type ID	Option
1	0.35	WH/BN	6815	Inadvertent Power Control	I	-
2	-	-	-	Not Occupied	-	-
3	0.5	BK	2050	Ground	I	-
4	0.5	GY	157	Interior Lamp Control	I	-

E37RR DOME/READING LAMPS - RIGHT REAR

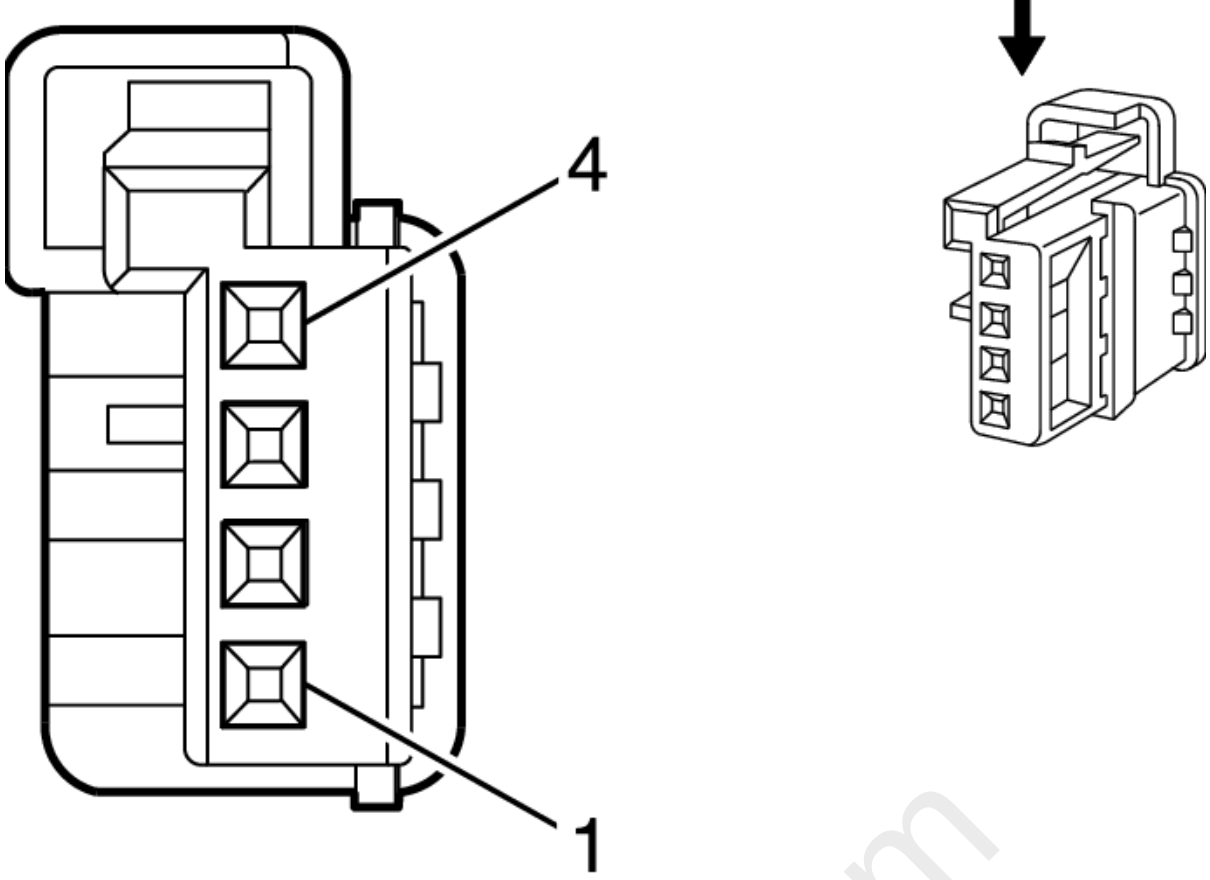

Connector Part Information

- Harness Type: Headliner
- OEM Connector: 13580945
- Service Connector: 19119349
- Description: 4-Way F 0.64 Micro-Quadlock Series (GY)

Terminal Part Information

Terminal Type ID	Terminated Lead	Diagnostic Test Probe	Terminal Removal Tool	Service Terminal	Tray Name	Core Crimp	Insulation Crimp
I	Not Required	J-35616-64B (LT BU)	No Tool Required	Not Required	Not Required	Not Required	Not Required

Pin	Size	Color	Circuit	Function	Terminal Type ID	Option
1	0.35	WH/BN	6815	Inadvertent Power Control	I	-
2	-	-	-	Not Occupied	-	-
3	0.5	BK	2050	Ground	I	-
4	0.5	GY	157	Interior Lamp Control	I	-

E40 ELECTRICAL AUXILIARY HEATER X1 (C32)

mkv30.com

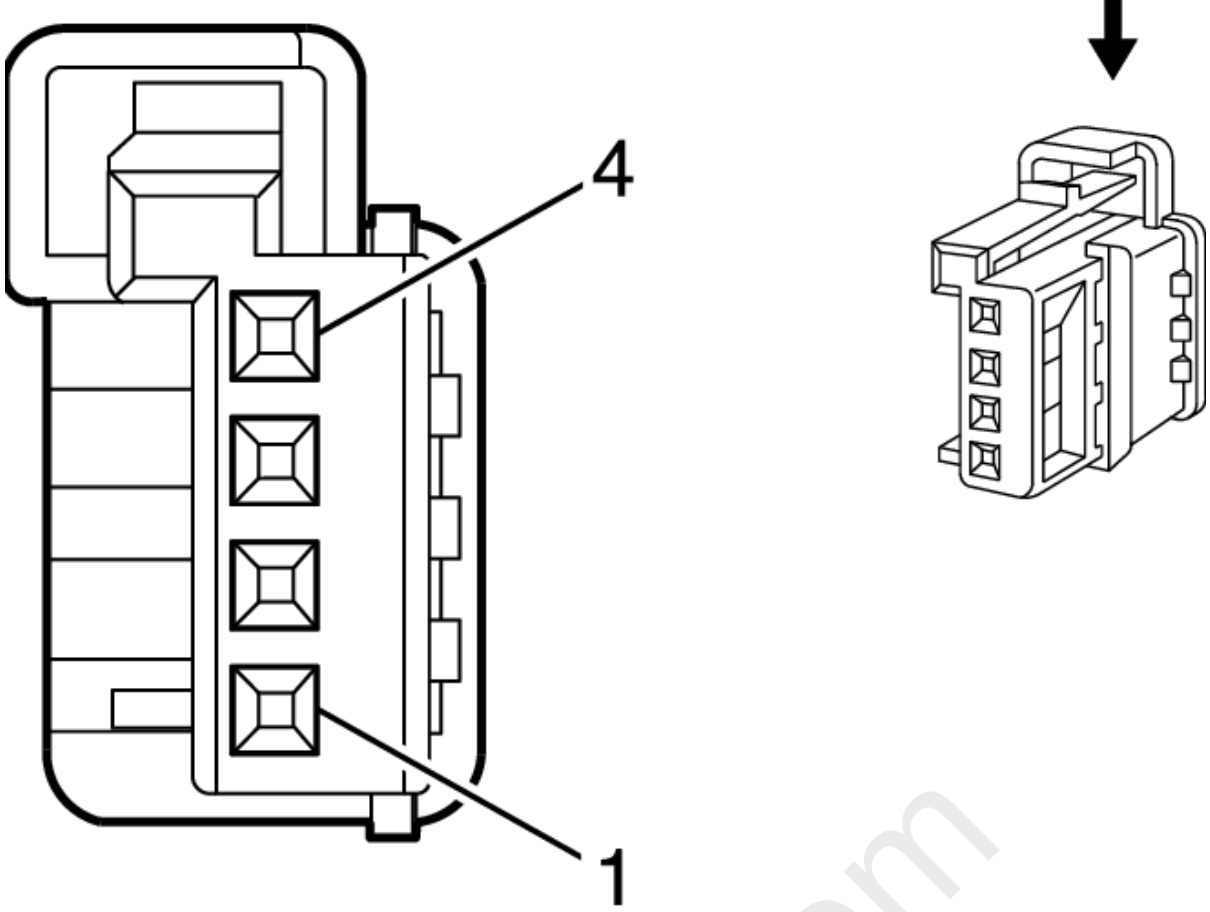

Connector Part Information

- Harness Type: Body
- OEM Connector: 13216377
- Service Connector: 13584096
- Description: 4-Way F 0.64 Micro-Quadlock Series (BK)

Terminal Part Information

Terminal Type ID	Terminated Lead	Diagnostic Test Probe	Terminal Removal Tool	Service Terminal	Tray Name	Core Crimp	Insulation Crimp
I	Not Required	J-35616-64B (LT BU)	No Tool Required	Not Required	Not Required	Not Required	Not Required

Pin	Size	Color	Circuit	Function	Terminal Type ID	Option
1	0.35	VT	3195	Auxiliary Heater Control	I	C32
2	0.35	VT/GN	39	Run/Crank Ignition 1 Voltage	I	C32
3 - 4	-	-	-	Not Occupied	-	-

E40 ELECTRICAL AUXILIARY HEATER X2 (C32)

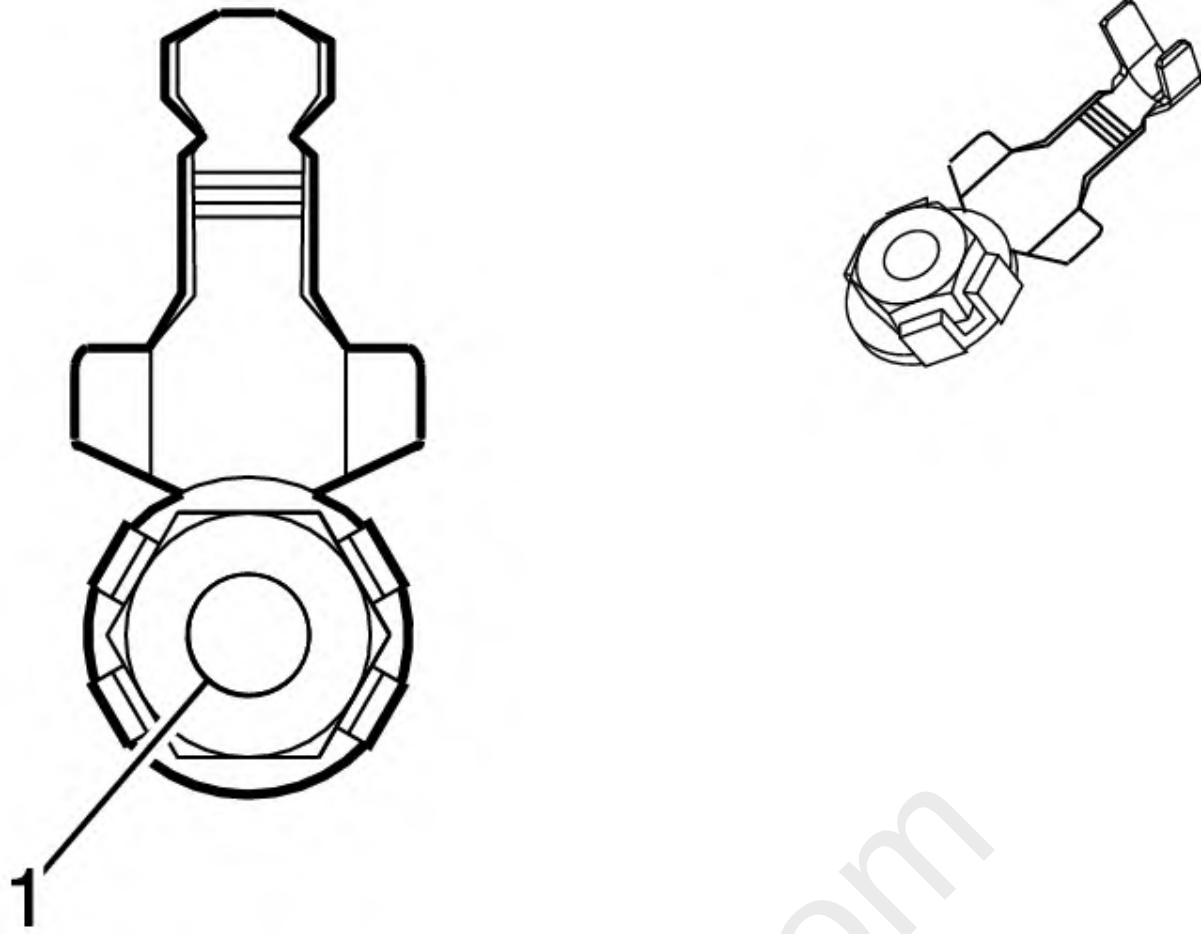

Connector Part Information

- Harness Type: Auxiliary Heater
- OEM Connector: 15337277
- Service Connector: Service by Cable Assembly - See Part Catalog
- Description: 1-Way Ring Terminal

Terminal Part Information

Terminal Type ID	Terminated Lead	Diagnostic Test Probe	Terminal Removal Tool	Service Terminal	Tray Name	Core Crimp	Insulation Crimp
I	Not Required	No Tool Required	No Tool Required	Not Required	Not Required	Not Required	Not Required

Pin	Size	Color	Circuit	Function	Terminal Type ID	Option
1	10	RD	1	Unfused Battery Positive Voltage	I	C32

E40 ELECTRICAL AUXILIARY HEATER X3 (C32)

mcx30.com

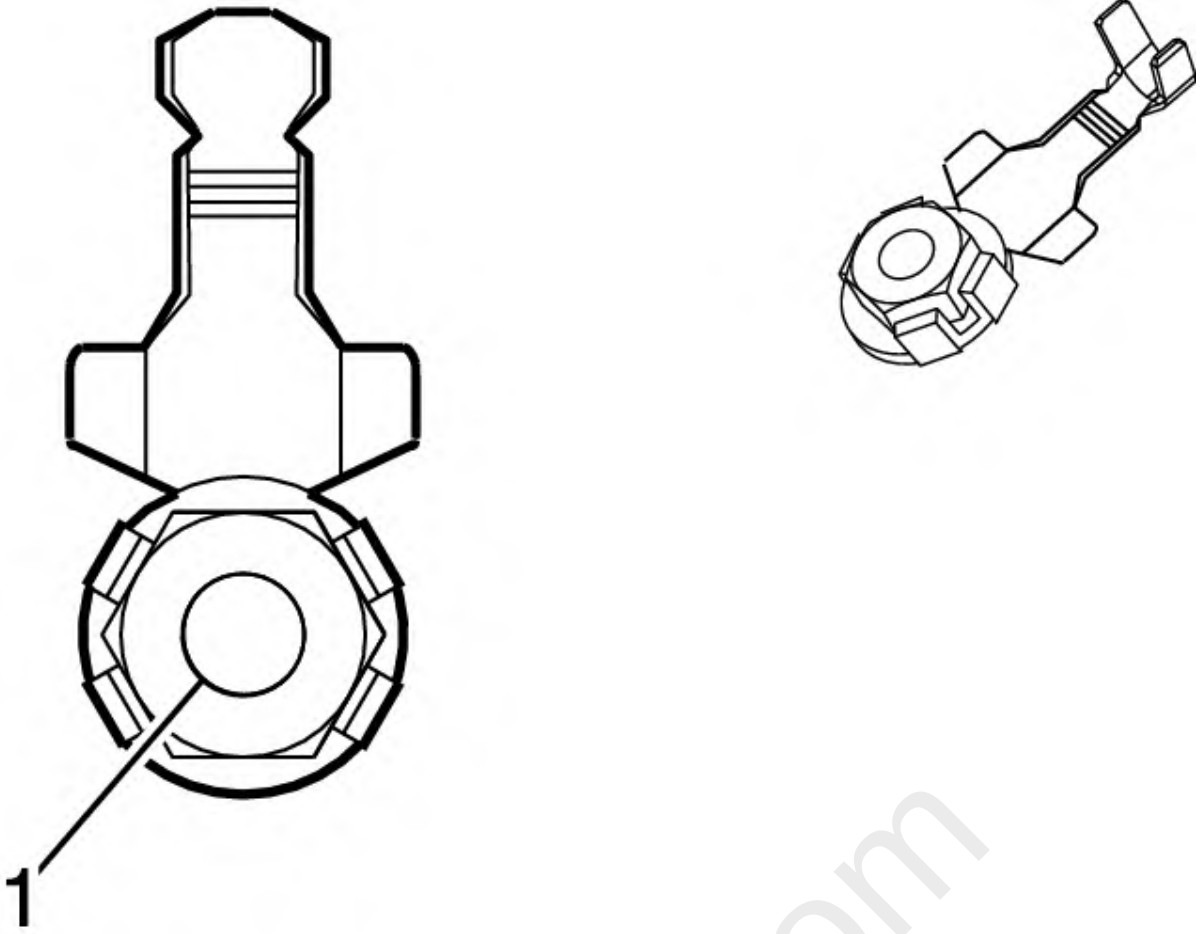

Connector Part Information

- Harness Type: Auxiliary Heater
- OEM Connector: 15337277
- Service Connector: Service by Cable Assembly - See Part Catalog
- Description: 1-Way Ring Terminal

Terminal Part Information

Terminal Type ID	Terminated Lead	Diagnostic Test Probe	Terminal Removal Tool	Service Terminal	Tray Name	Core Crimp	Insulation Crimp
I	Not Required	No Tool Required	No Tool Required	Not Required	Not Required	Not Required	Not Required

Pin	Size	Color	Circuit	Function	Terminal Type ID	Option
1	10	BK	1350	Ground	I	-

E42L TAIL LAMP ASSEMBLY - LEFT (X88+UGE)

mcx30.com

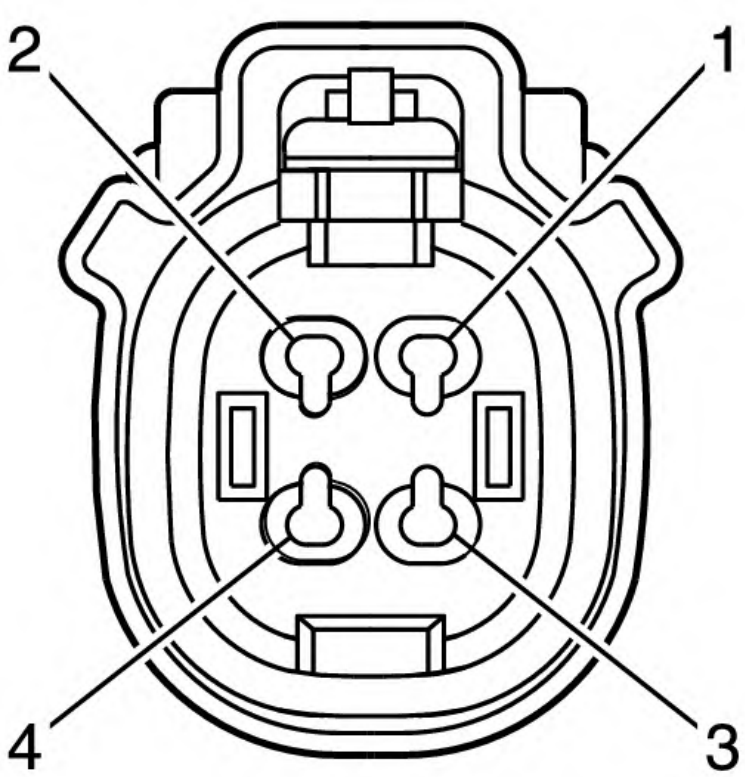

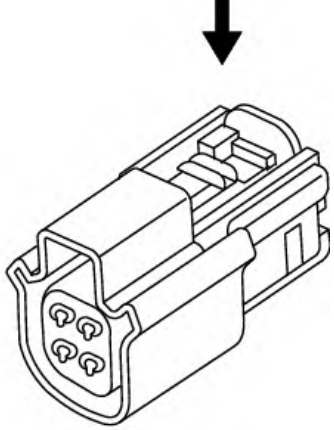

Connector Part Information

- Harness Type: Body
- OEM Connector: 33472-4006
- Service Connector: 19366645
- Description: 4-Way F 150 MX Series, Sealed (BK)

Terminal Part Information

Terminal Type ID	Terminated Lead	Diagnostic Test Probe	Terminal Removal Tool	Service Terminal	Tray Name	Core Crimp	Insulation Crimp
I	Not Required	J-35616-2A (GY)	No Tool Required	Not Required	Not Required	Not Required	Not Required

Pin	Size	Color	Circuit	Function	Terminal Type ID	Option
1	0.5	GY/YE	7542	Left Rear Stop Lamp Control	I	-
2	0.35	WH/YE	1204	Left Park Lamp Control	I	-
3	0.35	BN/YE	1968	Left Stop/Tail Lamp Feedback Signal	I	-
4	0.5	BK	2550	Ground	I	-

E42L TAIL LAMP ASSEMBLY - LEFT X1 (X88-UGE)

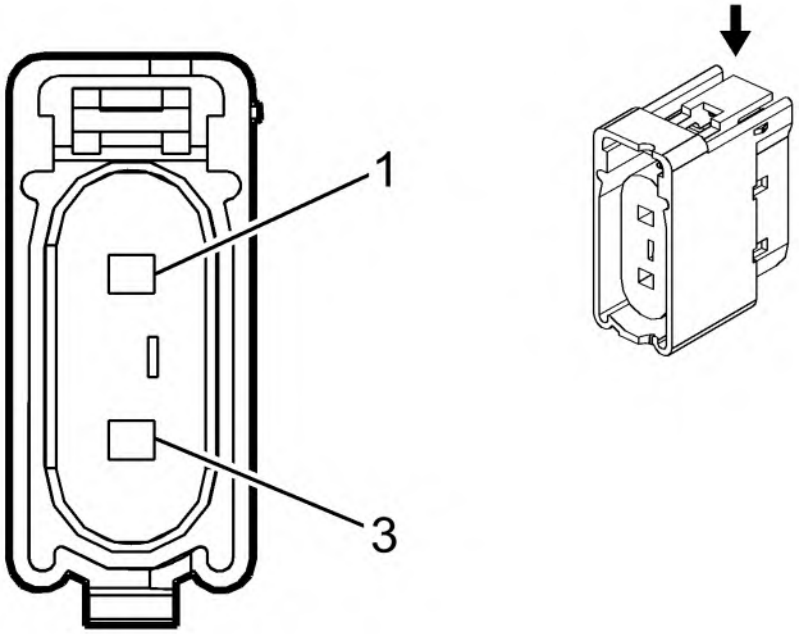

Connector Part Information

- Harness Type: Body
- OEM Connector: 13628677
- Service Connector: 19257924
- Description: 3-Way F 1.5 Series, Sealed (GN)

Terminal Part Information

Terminal Type ID	Terminated Lead	Diagnostic Test Probe	Terminal Removal Tool	Service Terminal	Tray Name	Core Crimp	Insulation Crimp
I	Not Required	J-35616-14 (GN)	No Tool Required	Not Required	Not Required	Not Required	Not Required

Pin	Size	Color	Circuit	Function	Terminal Type ID	Option
1	0.5	GY/YE	7542	Left Rear Stop Lamp Control	I	-
2	-	-	-	Not Occupied	-	-
3	0.5	BK	2550	Ground	I	-

E42L TAIL LAMP ASSEMBLY - LEFT X2 (X88-UGE)

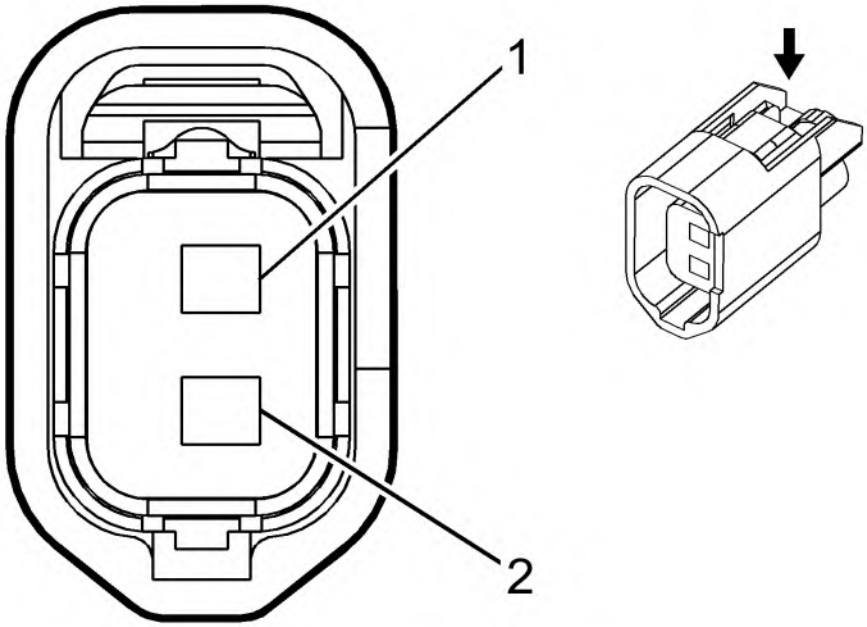

Connector Part Information

- Harness Type: Body
- OEM Connector: 7283-4110-40
- Service Connector: 19355532
- Description: 2-Way F 1.5 Series, Sealed (GY)

Terminal Part Information

Terminal Type ID	Terminated Lead	Diagnostic Test Probe	Terminal Removal Tool	Service Terminal	Tray Name	Core Crimp	Insulation Crimp
I	Not Required	J-35616-14 (GN)	No Tool Required	Not Required	Not Required	Not Required	Not Required

Pin	Size	Color	Circuit	Function	Terminal Type ID	Option
1	0.5	WH/YE	1204	Left Park Lamp Control	I	-
2	0.5	BK	2550	Ground	I	-

E42R TAIL LAMP ASSEMBLY - RIGHT (X88+UGE)

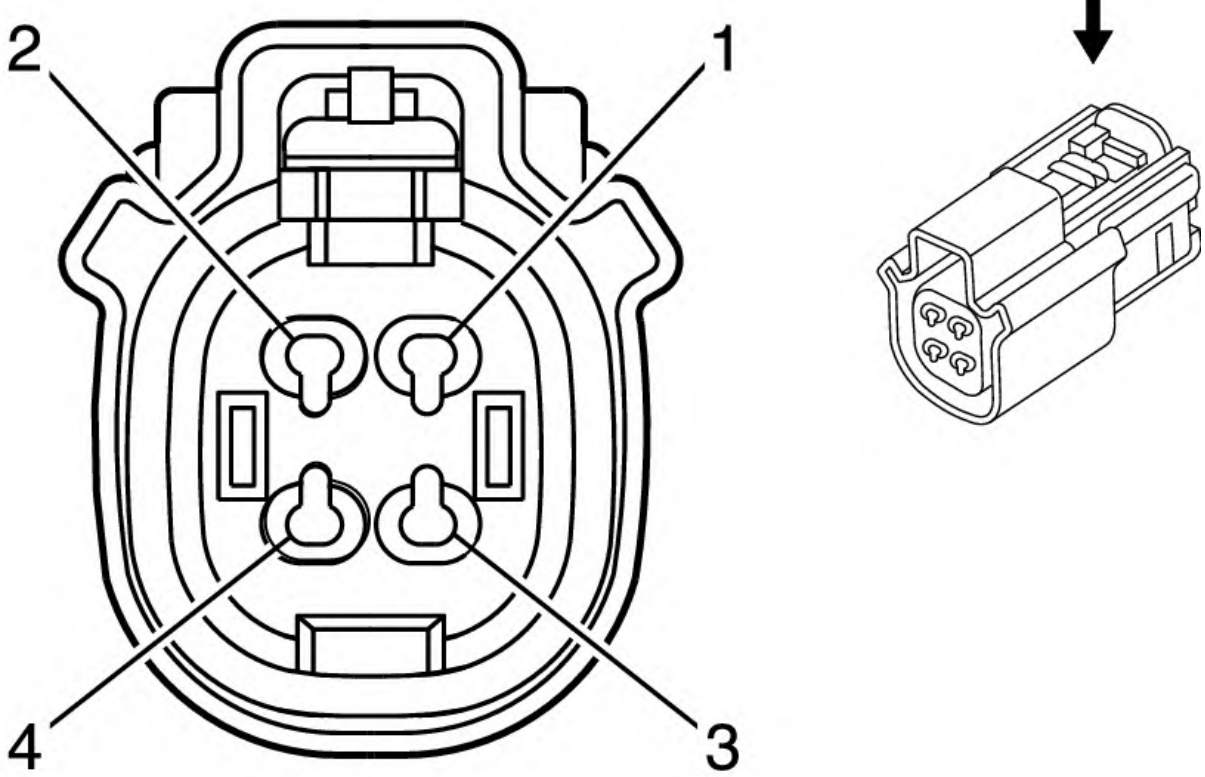

Connector Part Information

- Harness Type: Body
- OEM Connector: 33472-4006
- Service Connector: 19366645
- Description: 4-Way F 150 MX Series, Sealed (BK)

Terminal Part Information

Terminal Type ID	Terminated Lead	Diagnostic Test Probe	Terminal Removal Tool	Service Terminal	Tray Name	Core Crimp	Insulation Crimp
I	Not Required	J-35616-2A (GY)	No Tool Required	Not Required	Not Required	Not Required	Not Required

Pin	Size	Color	Circuit	Function	Terminal Type ID	Option
1	0.5	WH/YE	7541	Right Rear Stop Lamp Control	I	-
2	0.35	VT	1203	Right Park Lamp Control	I	-
3	0.35	YE/BK	1967	Right Stop/Tail Lamp Feedback Signal	I	-
4	0.5	BK	1950	Ground	I	-

E42R TAIL LAMP ASSEMBLY - RIGHT X1 (X88-UGE)

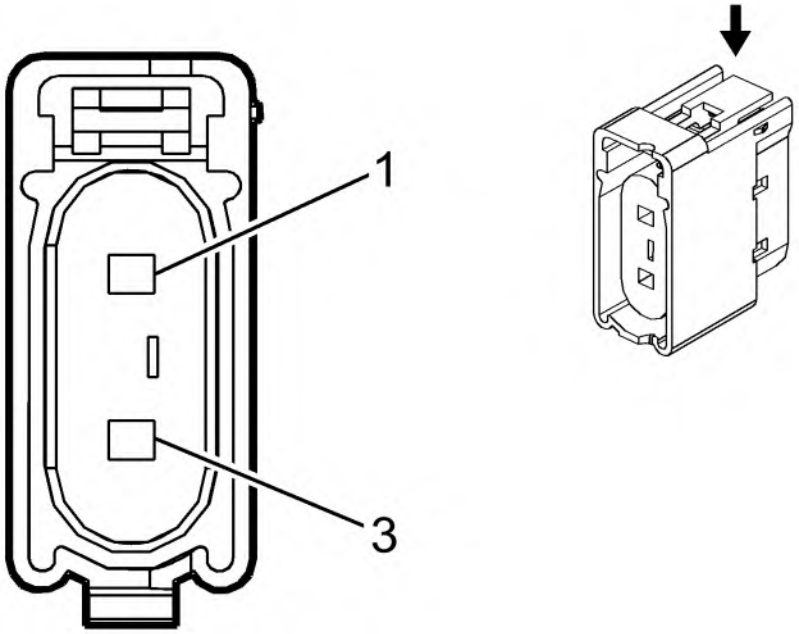

Connector Part Information

- Harness Type: Body
- OEM Connector: 13628677
- Service Connector: 19257924
- Description: 3-Way F 1.5 Series, Sealed (GN)

Terminal Part Information

Terminal Type ID	Terminated Lead	Diagnostic Test Probe	Terminal Removal Tool	Service Terminal	Tray Name	Core Crimp	Insulation Crimp
I	Not Required	J-35616-14 (GN)	No Tool Required	Not Required	Not Required	Not Required	Not Required

Pin	Size	Color	Circuit	Function	Terminal Type ID	Option
1	0.5	WH/YE	7541	Right Rear Stop Lamp Control	I	-
2	-	-	-	Not Occupied	-	-
3	0.5	BK	1950	Ground	I	-

E42R TAIL LAMP ASSEMBLY - RIGHT X2 (X88-UGE)

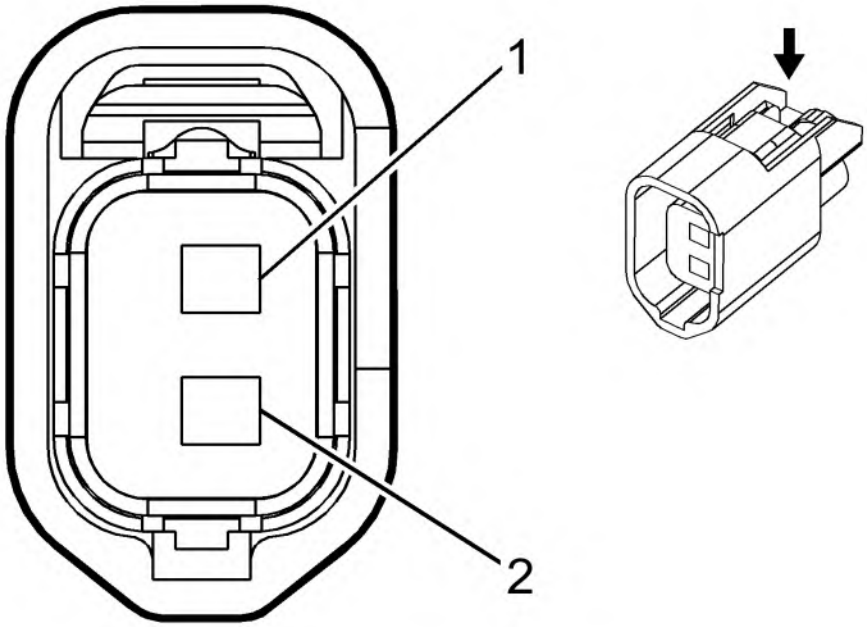

Connector Part Information

- Harness Type: Body
- OEM Connector: 7283-4110-40
- Service Connector: 19355532
- Description: 2-Way F 1.5 Series, Sealed (GY)

Terminal Part Information

Terminal Type ID	Terminated Lead	Diagnostic Test Probe	Terminal Removal Tool	Service Terminal	Tray Name	Core Crimp	Insulation Crimp
I	Not Required	J-35616-14 (GN)	No Tool Required	Not Required	Not Required	Not Required	Not Required

Pin	Size	Color	Circuit	Function	Terminal Type ID	Option
1	0.5	VT	1203	Right Park Lamp Control	I	-
2	0.5	BK	1950	Ground	I	-

E43L LIFTGATE TAIL LAMP ASSEMBLY - LEFT X1 (X88+UGE)

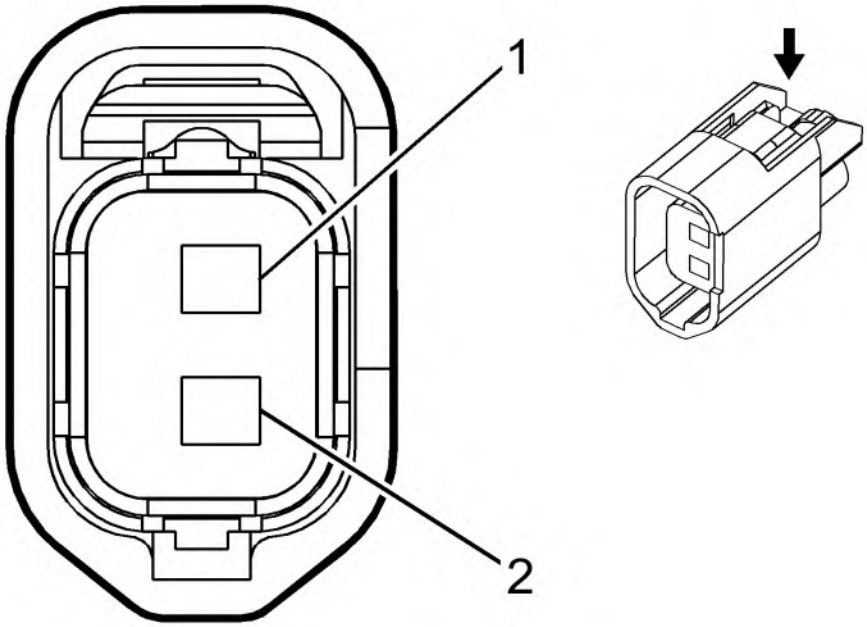

Connector Part Information

- Harness Type: Liftgate
- OEM Connector: 7283-4110-40
- Service Connector: Service by Harness - See Part Catalog
- Description: 2-Way F 1.5 Series, Sealed (GY)

Terminal Part Information

Terminal Type ID	Terminated Lead	Diagnostic Test Probe	Terminal Removal Tool	Service Terminal	Tray Name	Core Crimp	Insulation Crimp
I	Not Required	J-35616-14 (GN)	No Tool Required	Not Required	Not Required	Not Required	Not Required

Pin	Size	Color	Circuit	Function	Terminal Type ID	Option
1	0.5	GN/WH	1324	Backup Lamp Control	I	-
2	0.5	BK	2550	Ground	I	UGE-T79

E43L LIFTGATE TAIL LAMP ASSEMBLY - LEFT X2 (X88+UGE)

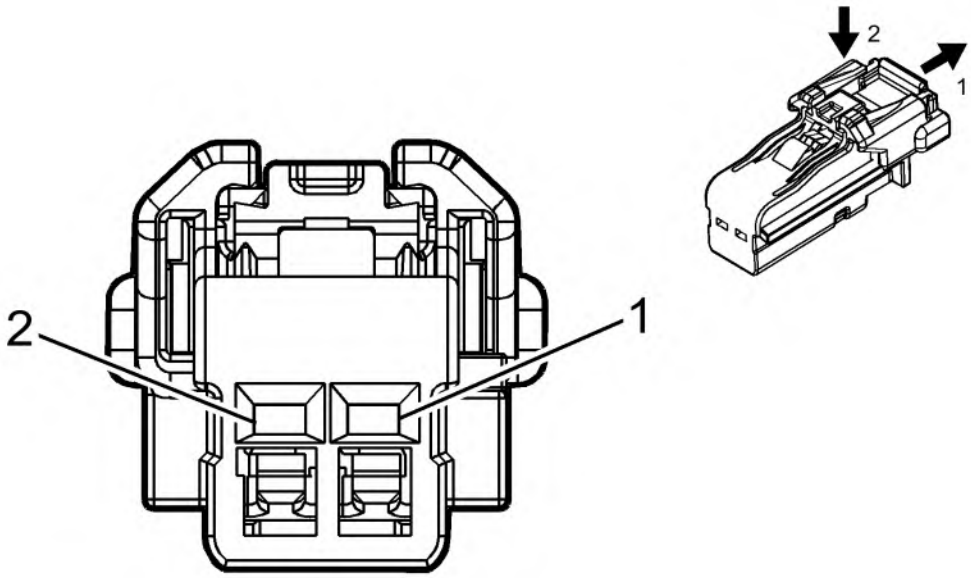

Connector Part Information

- Harness Type: Liftgate
- OEM Connector: 13517403
- Service Connector: Service by Harness - See Part Catalog
- Description: 2-Way F 1.2 Series (BK)

Terminal Part Information

Terminal Type ID	Terminated Lead	Diagnostic Test Probe	Terminal Removal Tool	Service Terminal	Tray Name	Core Crimp	Insulation Crimp
I	Not Required	J-35616-16 (LT GN)	No Tool Required	Not Required	Not Required	Not Required	Not Required

Pin	Size	Color	Circuit	Function	Terminal Type ID	Option
1	0.35	WH/YE	1204	Left Park Lamp Control	I	-
2	0.35	BK	2550	Ground	I	UGE-T79

E43L LIFTGATE TAIL LAMP ASSEMBLY - LEFT (X88-UGE)

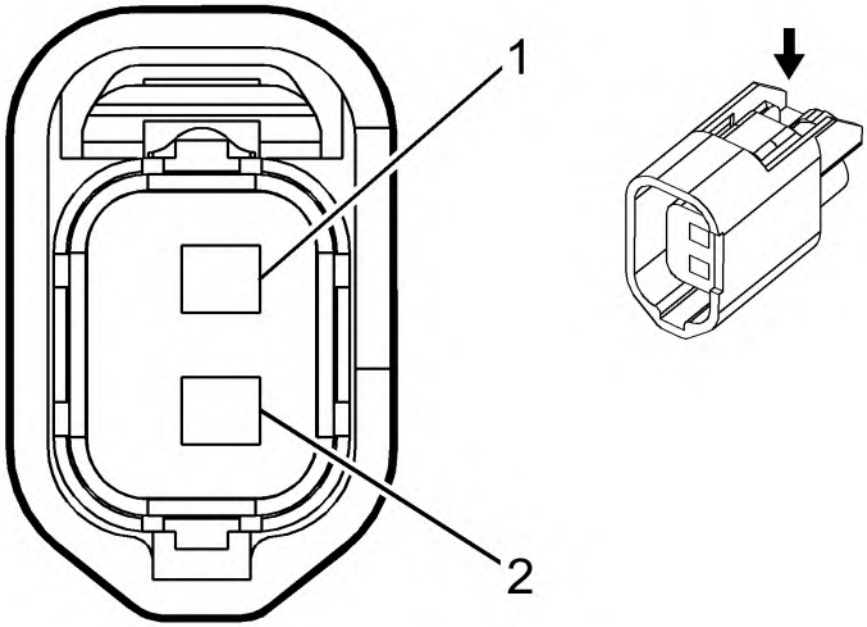

Connector Part Information

- Harness Type: Liftgate
- OEM Connector: 7283-4110-40
- Service Connector: Service by Harness - See Part Catalog
- Description: 2-Way F 1.5 Series, Sealed (GY)

Terminal Part Information

Terminal Type ID	Terminated Lead	Diagnostic Test Probe	Terminal Removal Tool	Service Terminal	Tray Name	Core Crimp	Insulation Crimp
I	Not Required	J-35616-14 (GN)	No Tool Required	Not Required	Not Required	Not Required	Not Required

Pin	Size	Color	Circuit	Function	Terminal Type ID	Option
1	0.5	GN/WH	1324	Backup Lamp Control	I	-
2	0.75	BK	2550	Ground	I	X88-UGE-T79-V9V

E43L LIFTGATE TAIL LAMP ASSEMBLY - LEFT (Z88+V9V)

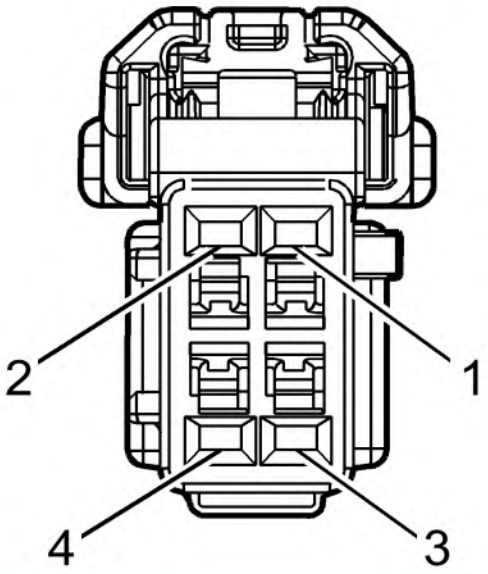

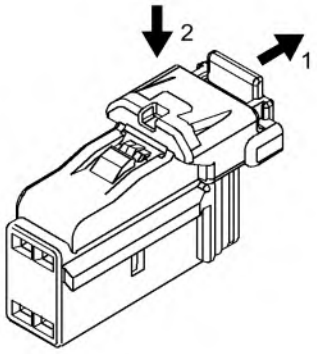

Connector Part Information

- Harness Type: Liftgate
- OEM Connector: 13517405
- Service Connector: Service by Harness - See Part Catalog
- Description: 4-Way F 1.2 Series (BK)

Terminal Part Information

Terminal Type ID	Terminated Lead	Diagnostic Test Probe	Terminal Removal Tool	Service Terminal	Tray Name	Core Crimp	Insulation Crimp
I	Not Required	J-35616-16 (LT GN)	No Tool Required	Not Required	Not Required	Not Required	Not Required

Pin	Size	Color	Circuit	Function	Terminal Type ID	Option
1	0.75	BK	2550	Ground	I	-
2	0.5	WH/YE	1204	Left Park Lamp Control	I	-
3	0.5	GN/WH	1324	Backup Lamp Control	I	-
4	-	-	-	Not Occupied	-	-

E43L LIFTGATE TAIL LAMP ASSEMBLY - LEFT (Z88-9V9)

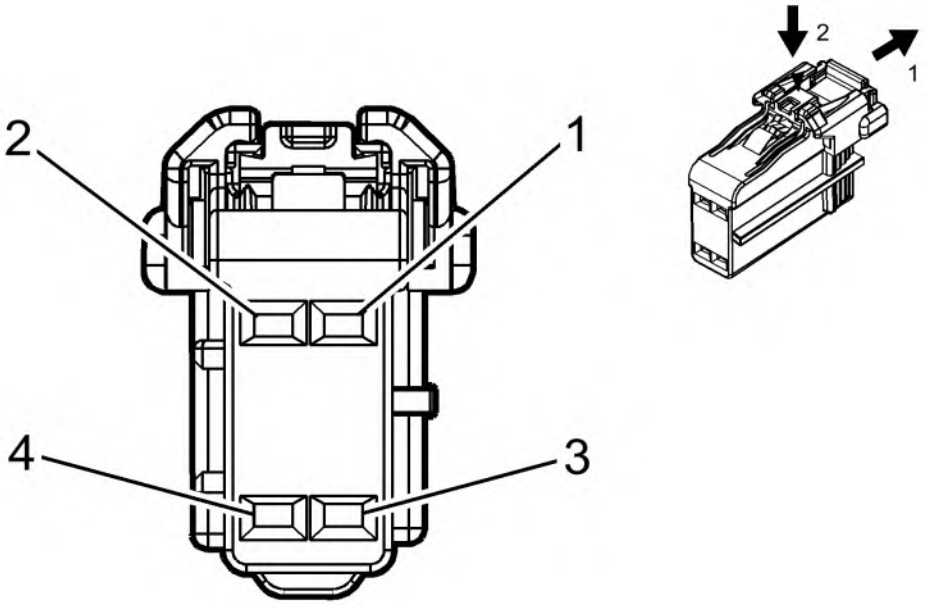

Connector Part Information

- Harness Type: Liftgate
- OEM Connector: 13595574
- Service Connector: Service by Harness - See Part Catalog
- Description: 4-Way F 1.2 Series (BK)

Terminal Part Information

Terminal Type ID	Terminated Lead	Diagnostic Test Probe	Terminal Removal Tool	Service Terminal	Tray Name	Core Crimp	Insulation Crimp
I	Not Required	J-35616-16 (LT GN)	No Tool Required	Not Required	Not Required	Not Required	Not Required

Pin	Size	Color	Circuit	Function	Terminal Type ID	Option
1	0.75	BK	2550	Ground	I	-
2	0.5	WH/YE	1204	Left Park Lamp Control	I	-
3	0.5	GN/WH	1324	Backup Lamp Control	I	-
4	-	-	-	Not Occupied	-	-

E43R LIFTGATE TAIL LAMP ASSEMBLY - RIGHT X1 (X88+UGE)

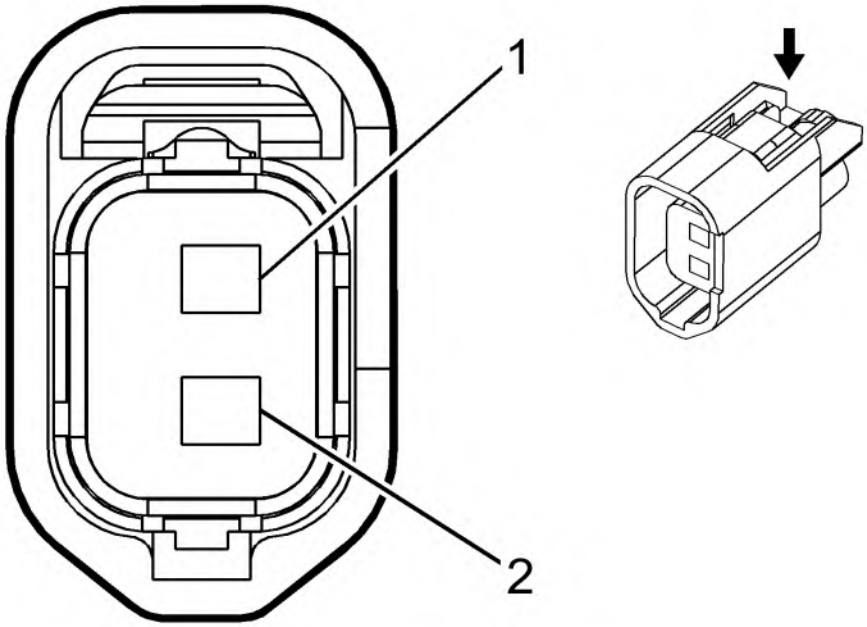

Connector Part Information

- Harness Type: Liftgate
- OEM Connector: 7283-4110-40
- Service Connector: Service by Harness - See Part Catalog
- Description: 2-Way F 1.5 Series, Sealed (GY)

Terminal Part Information

Terminal Type ID	Terminated Lead	Diagnostic Test Probe	Terminal Removal Tool	Service Terminal	Tray Name	Core Crimp	Insulation Crimp
I	Not Required	J-35616-14 (GN)	No Tool Required	Not Required	Not Required	Not Required	Not Required

Pin	Size	Color	Circuit	Function	Terminal Type ID	Option
1	0.5	GN/WH	1324	Backup Lamp Control	I	-
2	0.75	BK	2550	Ground	I	X88-UGE-T79-V9V

E43R LIFTGATE TAIL LAMP ASSEMBLY - RIGHT X2 (X88+UGE)

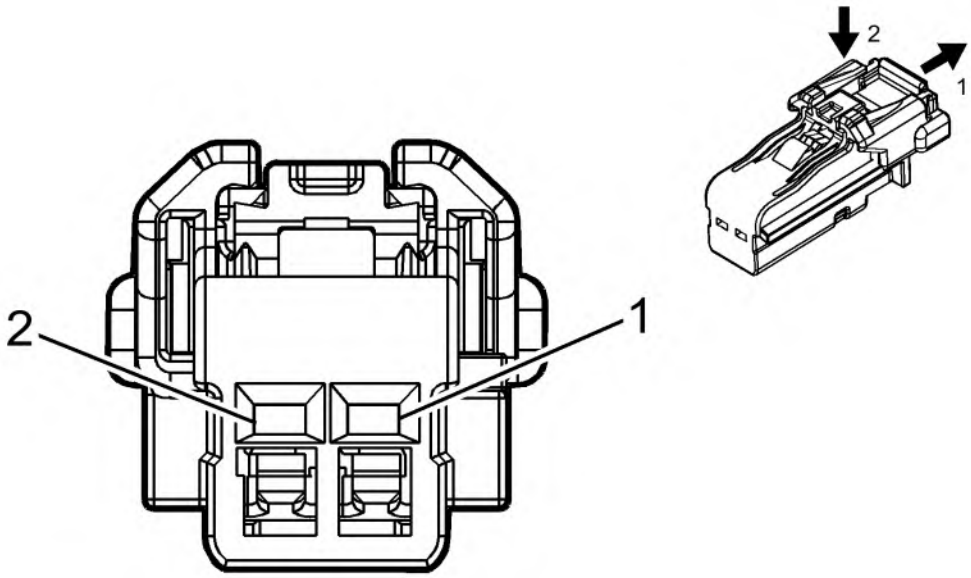

Connector Part Information

- Harness Type: Liftgate
- OEM Connector: 13517403
- Service Connector: Service by Harness - See Part Catalog
- Description: 2-Way F 1.2 Series (BK)

Terminal Part Information

Terminal Type ID	Terminated Lead	Diagnostic Test Probe	Terminal Removal Tool	Service Terminal	Tray Name	Core Crimp	Insulation Crimp
I	Not Required	J-35616-16 (LT GN)	No Tool Required	Not Required	Not Required	Not Required	Not Required

Pin	Size	Color	Circuit	Function	Terminal Type ID	Option
1	0.35	VT	1203	Right Park Lamp Control	I	-
2	0.35	BK	2550	Ground	I	UGE-T79

E43R LIFTGATE TAIL LAMP ASSEMBLY - RIGHT (X88-UGE)

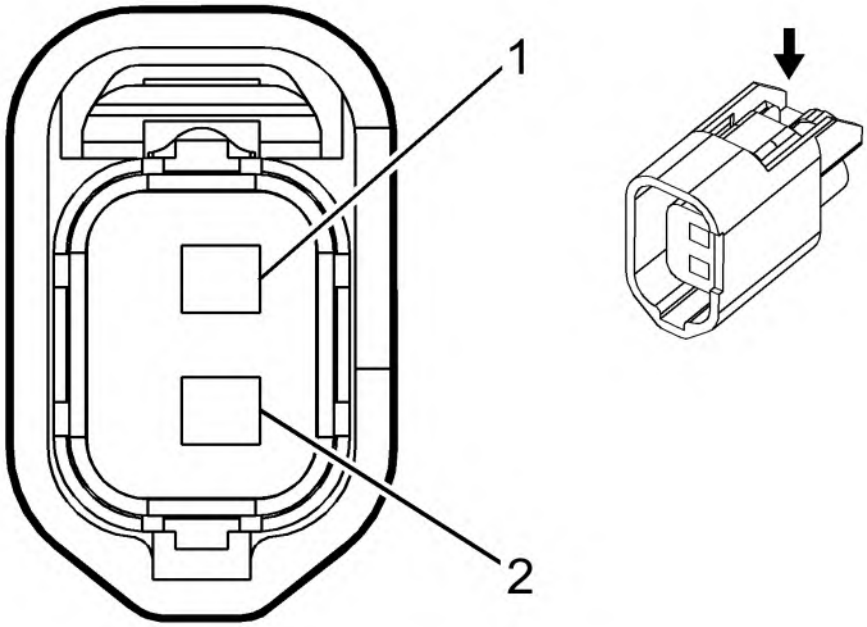

Connector Part Information

- Harness Type: Liftgate
- OEM Connector: 7283-4110-40
- Service Connector: Service by Harness - See Part Catalog
- Description: 2-Way F 1.5 Series, Sealed (GY)

Terminal Part Information

Terminal Type ID	Terminated Lead	Diagnostic Test Probe	Terminal Removal Tool	Service Terminal	Tray Name	Core Crimp	Insulation Crimp
I	Not Required	J-35616-14 (GN)	No Tool Required	Not Required	Not Required	Not Required	Not Required

Pin	Size	Color	Circuit	Function	Terminal Type ID	Option
1	0.5	GN/WH	1324	Backup Lamp Control	I	-
2	0.5	BK	2550	Ground	I	-

E43R LIFTGATE TAIL LAMP ASSEMBLY - RIGHT (Z88+V9V)

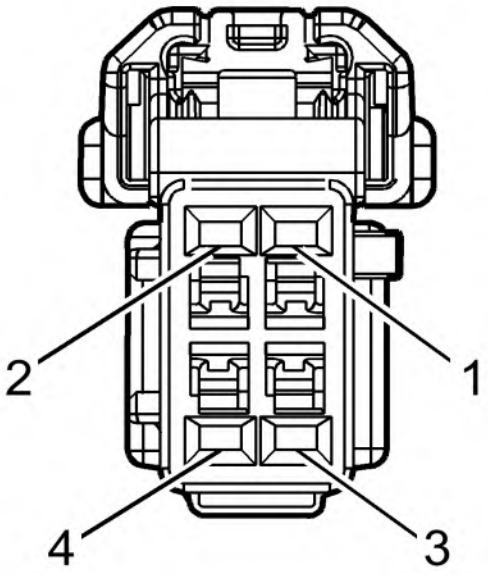

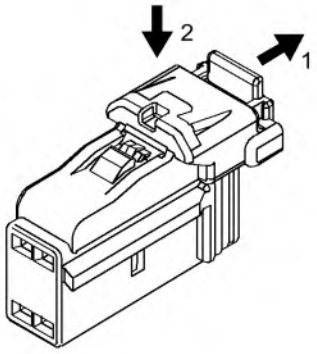

Connector Part Information

- Harness Type: Liftgate
- OEM Connector: 13517405
- Service Connector: Service by Harness - See Part Catalog
- Description: 4-Way F 1.2 Series (BK)

Terminal Part Information

Terminal Type ID	Terminated Lead	Diagnostic Test Probe	Terminal Removal Tool	Service Terminal	Tray Name	Core Crimp	Insulation Crimp
I	Not Required	J-35616-16 (LT GN)	No Tool Required	Not Required	Not Required	Not Required	Not Required

Pin	Size	Color	Circuit	Function	Terminal Type ID	Option
1	0.75	BK	2550	Ground	I	-
2	0.5	VT	1203	Right Park Lamp Control	I	-
3	0.5	GN/WH	1324	Backup Lamp Control	I	-
4	-	-	-	Not Occupied	-	-

E43R LIFTGATE TAIL LAMP ASSEMBLY - RIGHT (Z88-V9V)

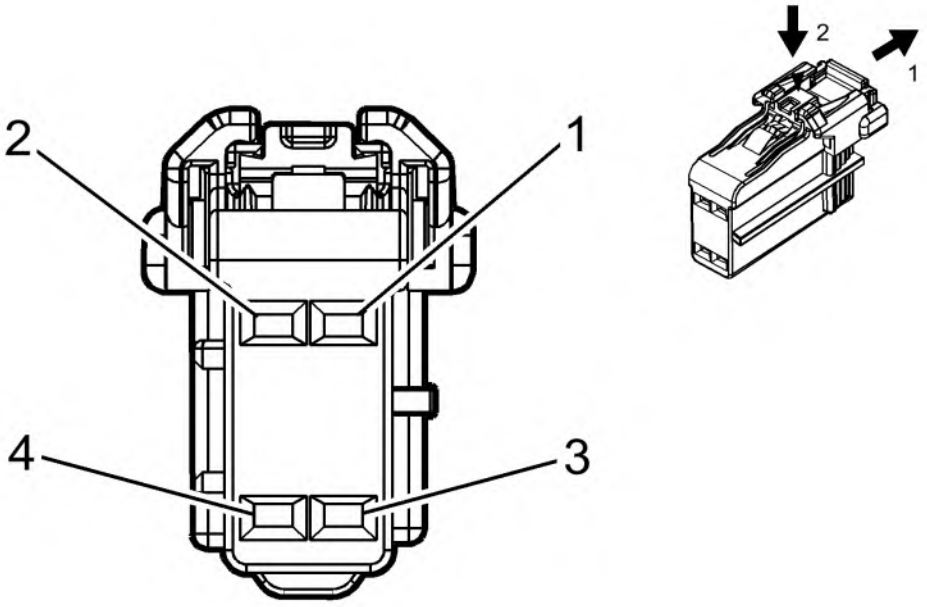

Connector Part Information

- Harness Type: Liftgate
- OEM Connector: 13595574
- Service Connector: Service by Harness - See Part Catalog
- Description: 4-Way F 1.2 Series (BK)

Terminal Part Information

Terminal Type ID	Terminated Lead	Diagnostic Test Probe	Terminal Removal Tool	Service Terminal	Tray Name	Core Crimp	Insulation Crimp
I	Not Required	J-35616-16 (LT GN)	No Tool Required	Not Required	Not Required	Not Required	Not Required

Pin	Size	Color	Circuit	Function	Terminal Type ID	Option
1	0.75	BK	2550	Ground	I	-
2	0.5	VT	1203	Right Park Lamp Control	I	-
3	0.5	GN/WH	1324	Backup Lamp Control	I	-
4	-	-	-	Not Occupied	-	-

E45 POSITIVE CRANKCASE VENTILATION HEATER (LH7)

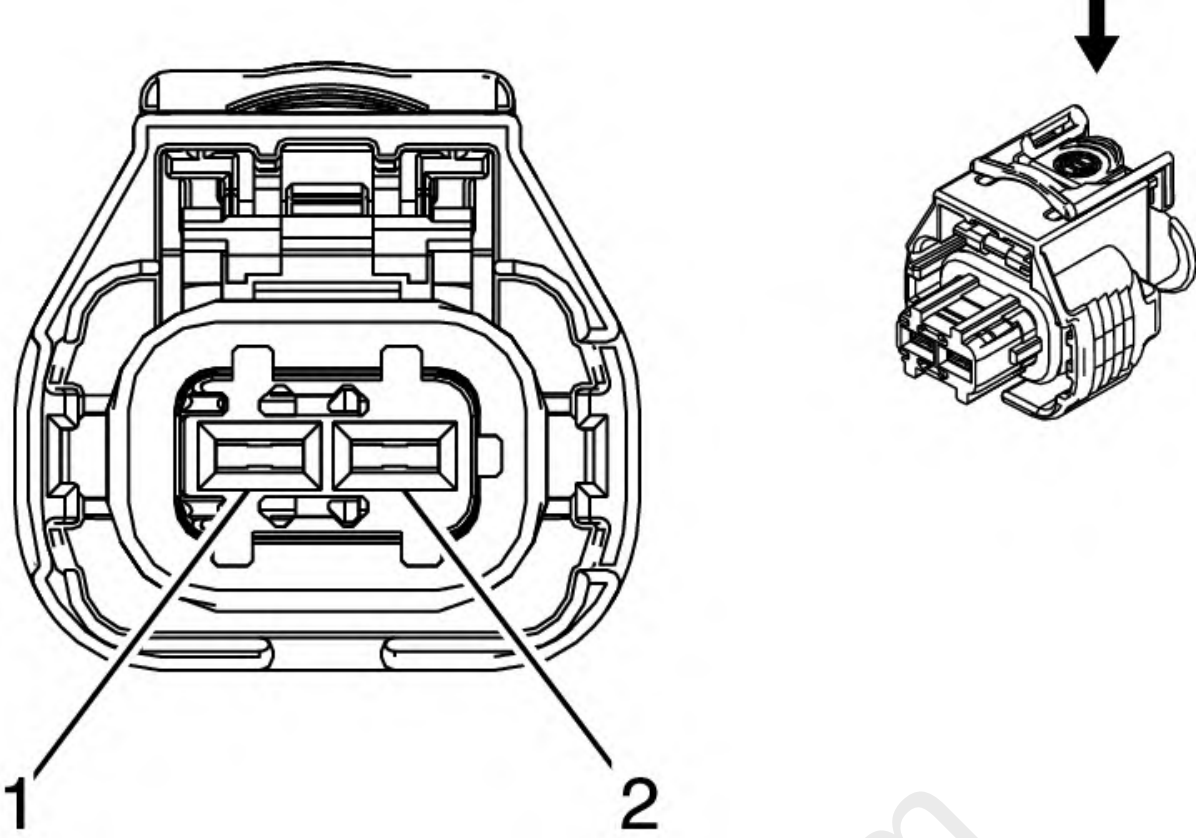

Connector Part Information

- Harness Type: Engine
- OEM Connector: 13343443
- Service Connector: 13384371
- Description: 2-Way F 2.8 Series, Sealed (BK)

Terminal Part Information

Terminal Type ID	Terminated Lead	Diagnostic Test Probe	Terminal Removal Tool	Service Terminal	Tray Name	Core Crimp	Insulation Crimp
I	Not Required	J-35616-35 (VT)	No Tool Required	Not Required	Not Required	Not Required	Not Required

Pin	Size	Color	Circuit	Function	Terminal Type ID	Option
1	0.5	YE/BU	1497	Crankcase Ventilation (Blowby) Heater Control Signal	I	LH7
2	0.5	VT/BU	5293	Powertrain Main Relay Fused Supply 4	I	LH7

E52 REDUCTANT LINE HEATER (LH7)

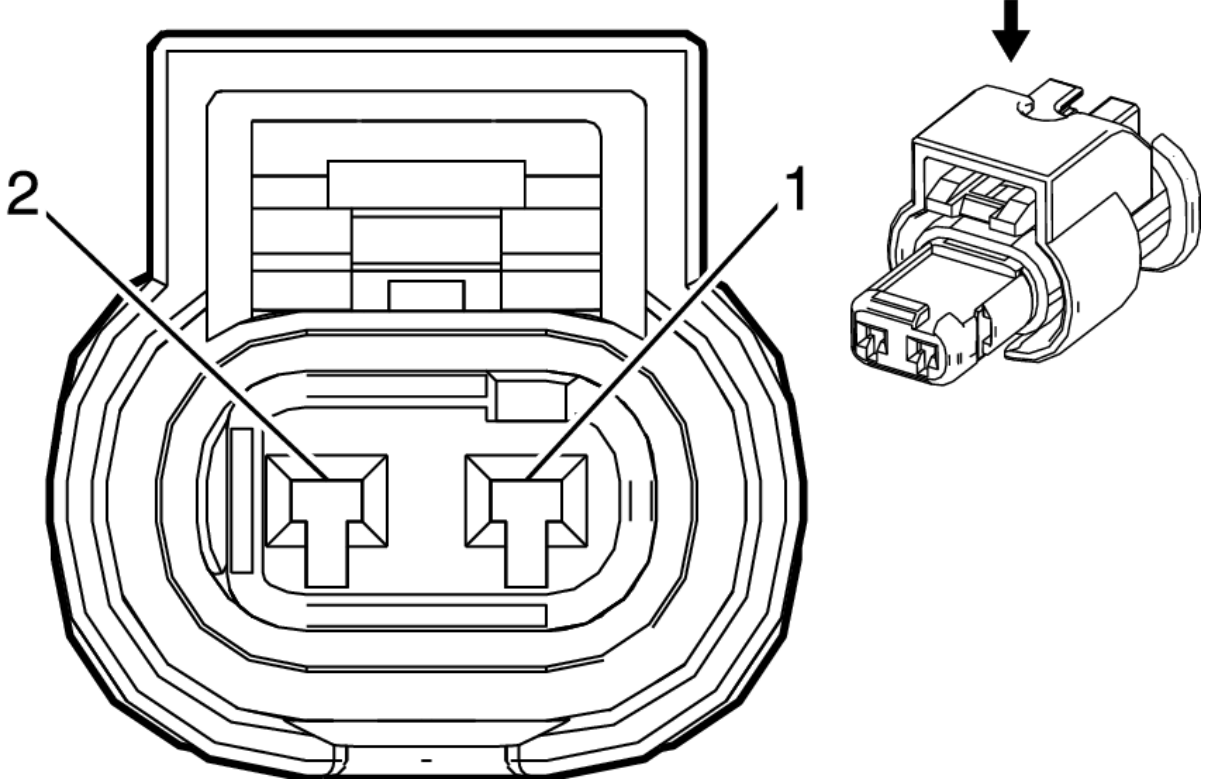

Connector Part Information

- Harness Type: Reductant Line Heater
- OEM Connector: 1-1823608-5
- Service Connector: Service by Harness - See Part Catalog
- Description: 2-Way F 1.2 MCP Series, Sealed (BK)

Terminal Part Information

Terminal Type ID	Terminated Lead	Diagnostic Test Probe	Terminal Removal Tool	Service Terminal	Tray Name	Core Crimp	Insulation Crimp
I	Not Required	No Tool Required	No Tool Required	Not Required	Not Required	Not Required	Not Required

Pin	Size	Color	Circuit	Function	Terminal Type ID	Option
1	1	BK/WH	9016	Ground	I	-
2	1	GY/WH	9017	Voltage Supply	I	-

F101 PASSENGER INSTRUMENT PANEL AIR BAG (AJG)

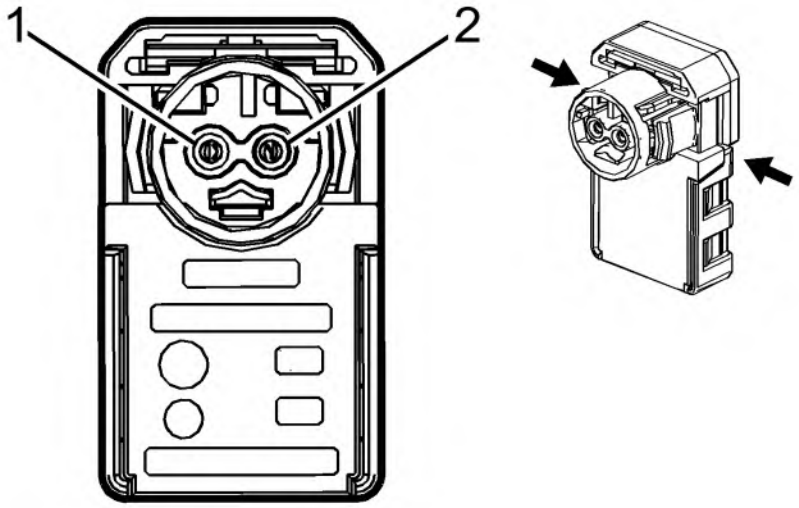

Connector Part Information

- Harness Type: Passenger Air Bag
- OEM Connector: 13262034
- Service Connector: Service by Harness - See Part Catalog
- Description: 2-Way F (BK with YE Cover)

Terminal Part Information

Terminal Type ID	Terminated Lead	Diagnostic Test Probe	Terminal Removal Tool	Service Terminal	Tray Name	Core Crimp	Insulation Crimp
I	Not Required	Not Available	No Tool Required	Not Required	Not Required	Not Required	Not Required

Pin	Size	Color	Circuit	Function	Terminal Type ID	Option
1	0.5	YE/OG	3025	Passenger IP Module Stage 1 High Control	I	-
2	0.5	OG/WH	3024	Passenger IP Module Stage 1 Low Control	I	-

F101 PASSENGER INSTRUMENT PANEL AIR BAG X1 (AY0)

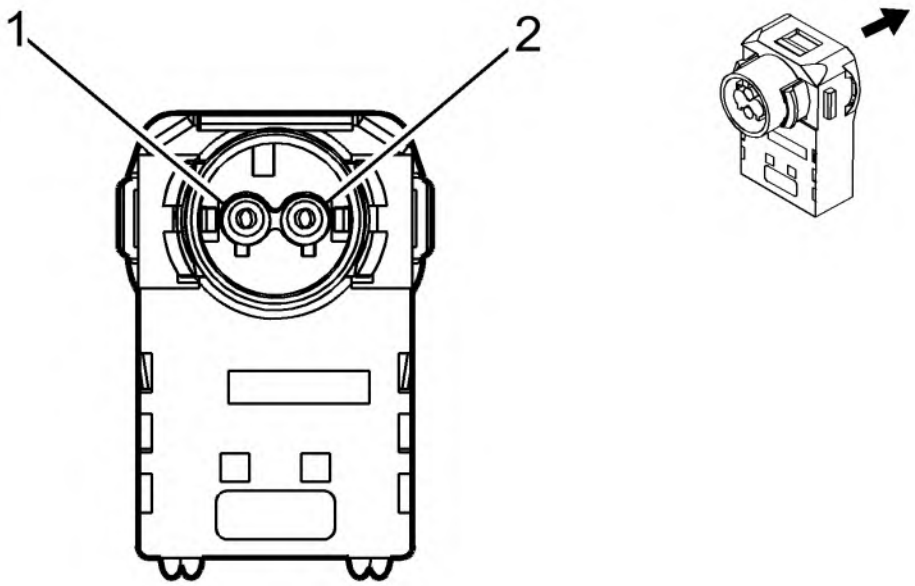

Connector Part Information

- Harness Type: Passenger Air Bag
- OEM Connector: 33154418
- Service Connector: Service by Harness - See Part Catalog
- Description: 2-Way F 1.0 MAC Series (PK with YE Cover)

Terminal Part Information

Terminal Type ID	Terminated Lead	Diagnostic Test Probe	Terminal Removal Tool	Service Terminal	Tray Name	Core Crimp	Insulation Crimp
I	Not Required	No Tool Required	No Tool Required	Not Required	Not Required	Not Required	Not Required

Pin	Size	Color	Circuit	Function	Terminal Type ID	Option
1	0.35	OG/WH	3025	Passenger IP Module Stage 1 High Control	I	-
2	0.35	YE/OG	3024	Passenger IP Module Stage 1 Low Control	I	-

F101 PASSENGER INSTRUMENT PANEL AIR BAG X2 (AY0)

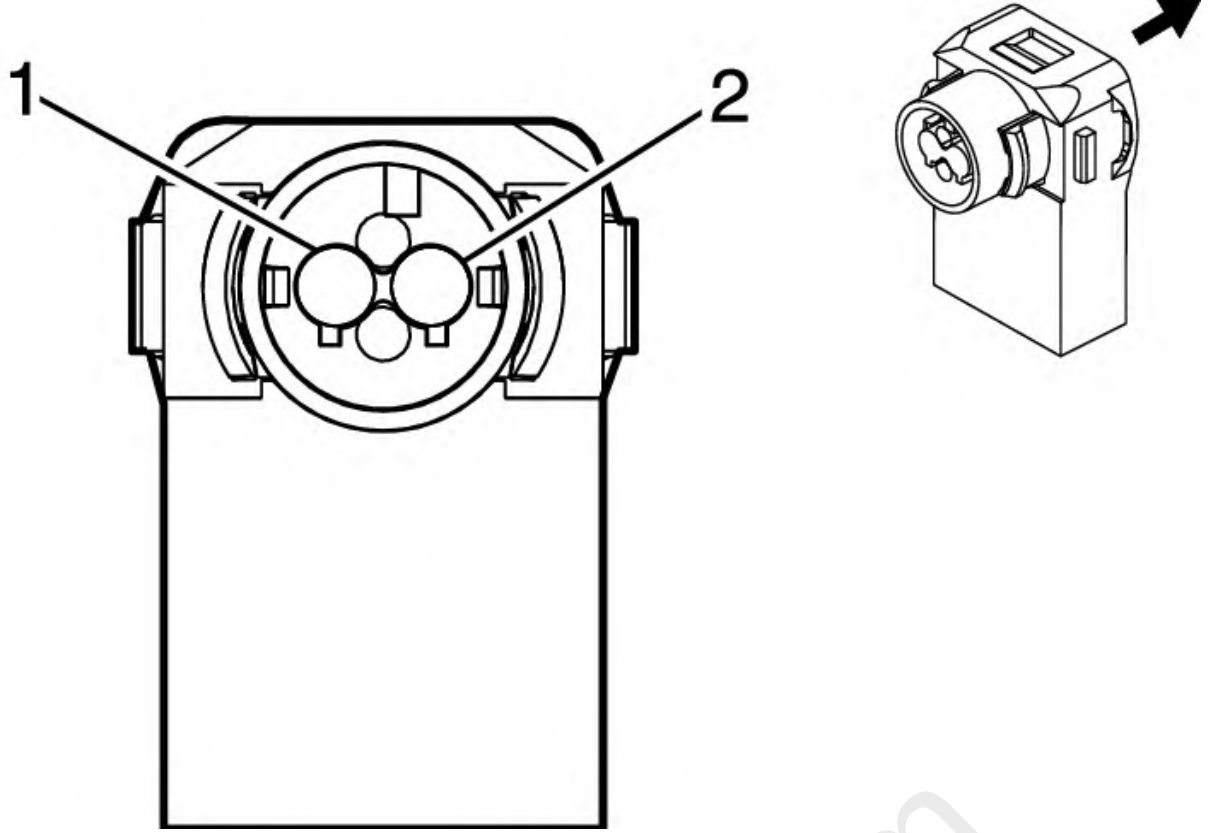

Connector Part Information

- Harness Type: Passenger Air Bag
- OEM Connector: 33154433
- Service Connector: Service by Harness - See Part Catalog
- Description: 2-Way F 1.0 MAC Series (PU with YE Cover)

Terminal Part Information

Terminal Type ID	Terminated Lead	Diagnostic Test Probe	Terminal Removal Tool	Service Terminal	Tray Name	Core Crimp	Insulation Crimp
I	Not Required	No Tool Required	No Tool Required	Not Required	Not Required	Not Required	Not Required

Pin	Size	Color	Circuit	Function	Terminal Type ID	Option
1	0.35	OG/VT	3027	Passenger IP Module Stage 2 High Control	I	-
2	0.35	GY/OG	3026	Passenger IP Module Stage 2 Low Control	I	-

F105L ROOF RAIL AIR BAG - LEFT (AY0)

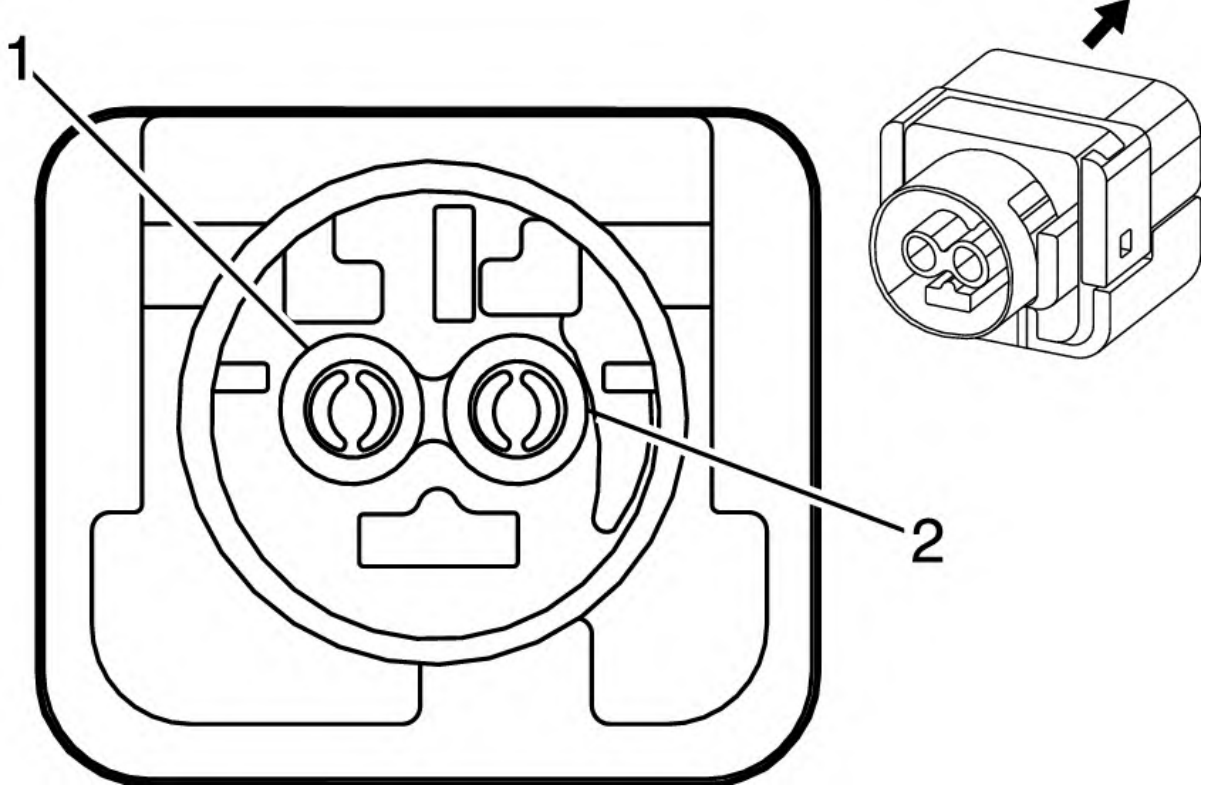

Connector Part Information

- Harness Type: Body
- OEM Connector: PPI0001142
- Service Connector: 19355495
- Description: 2-Way F FPB 180-1 Series (BK with YE Cover)

Terminal Part Information

Terminal Type ID	Terminated Lead	Diagnostic Test Probe	Terminal Removal Tool	Service Terminal	Tray Name	Core Crimp	Insulation Crimp
I	Not Required	J-35616-64B (LT BU)	No Tool Required	Not Required	Not Required	Not Required	Not Required

Pin	Size	Color	Circuit	Function	Terminal Type ID	Option
1	0.35	OG/GN	5019	Left Front Head Curtain Module High Control	I	AY0
2	0.35	VT/OG	5020	Left Front Head Curtain Module Low Control	I	-

F105R ROOF RAIL AIR BAG - RIGHT (AY0)

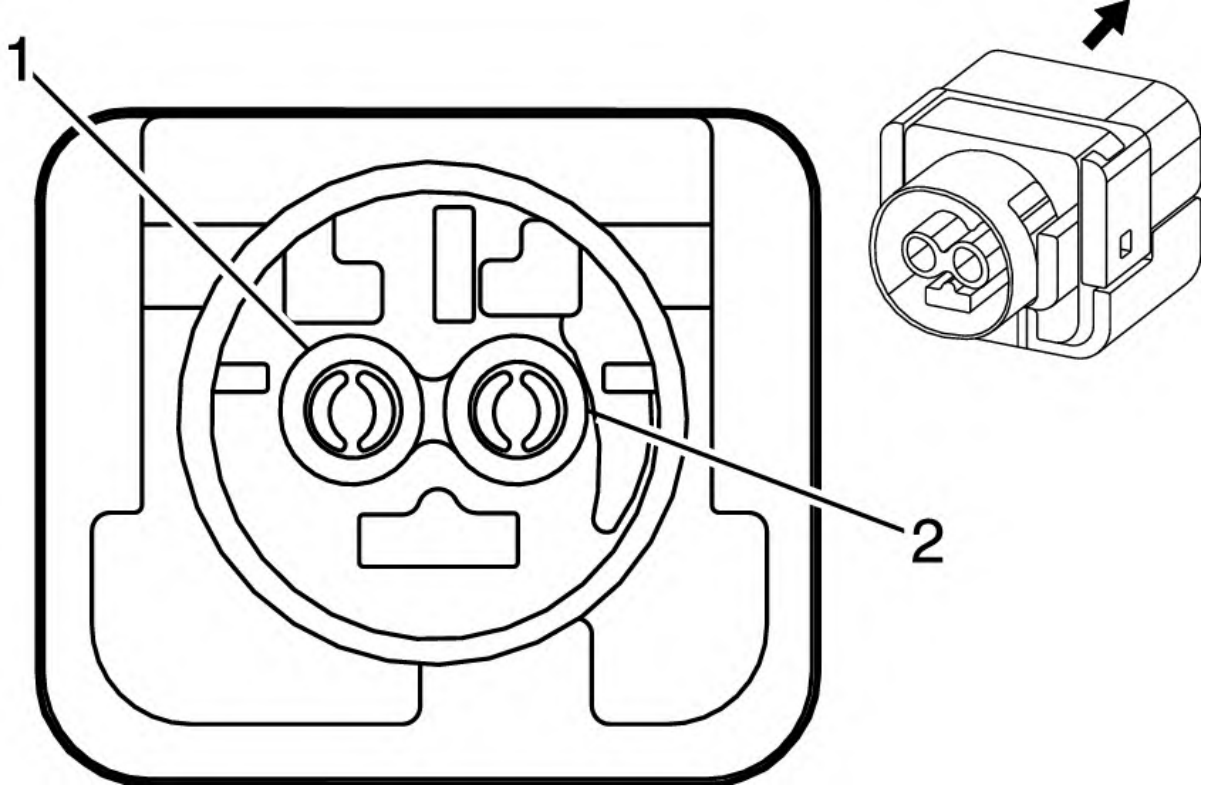

Connector Part Information

- Harness Type: Body
- OEM Connector: PPI0001142
- Service Connector: 19355495
- Description: 2-Way F FPB 180-1 Series (BK with YE Cover)

Terminal Part Information

Terminal Type ID	Terminated Lead	Diagnostic Test Probe	Terminal Removal Tool	Service Terminal	Tray Name	Core Crimp	Insulation Crimp
I	Not Required	J-35616-64B (LT BU)	No Tool Required	Not Required	Not Required	Not Required	Not Required

Pin	Size	Color	Circuit	Function	Terminal Type ID	Option
1	0.35	OG/GY	5021	Right Front Head Curtain Module High Control	I	AY0
2	0.35	WH/OG	5022	Right Front Head Curtain Module Low Control	I	AY0

F106D SEAT SIDE AIR BAG - DRIVER

-

Connector Part Information

- Harness Type: Driver Seat
- OEM Connector: 13599239
- Service Connector: Service by Harness - See Part Catalog
- Description: 2-Way F

Terminal Part Information

Terminal Type ID	Terminated Lead	Diagnostic Test Probe	Terminal Removal Tool	Service Terminal	Tray Name	Core Crimp	Insulation Crimp
I	Not Required	Not Available	No Tool Required	Not Required	Not Required	Not Required	Not Required

Pin	Size	Color	Circuit	Function	Terminal Type ID	Option
1	0.5	OG/BU	3068	Driver Side Impact Module High Control	I	-
2	0.5	BK/OG	3069	Driver Side Impact Module Low Control	I	-

F106P SEAT SIDE AIR BAG - PASSENGER

-

Connector Part Information

- Harness Type: Passenger Seat
- OEM Connector: 13599239
- Service Connector: Service by Harness - See Part Catalog
- Description: 2-Way F

Terminal Part Information

Terminal Type ID	Terminated Lead	Diagnostic Test Probe	Terminal Removal Tool	Service Terminal	Tray Name	Core Crimp	Insulation Crimp
I	Not Required	Not Available	No Tool Required	Not Required	Not Required	Not Required	Not Required

Pin	Size	Color	Circuit	Function	Terminal Type ID	Option
1	0.5	OG/GY	3066	Passenger Side Impact Module High Control	I	-
2	0.5	BU/OG	3067	Passenger Side Impact Module Low Control	I	-

F107 STEERING WHEEL AIR BAG (AJG)

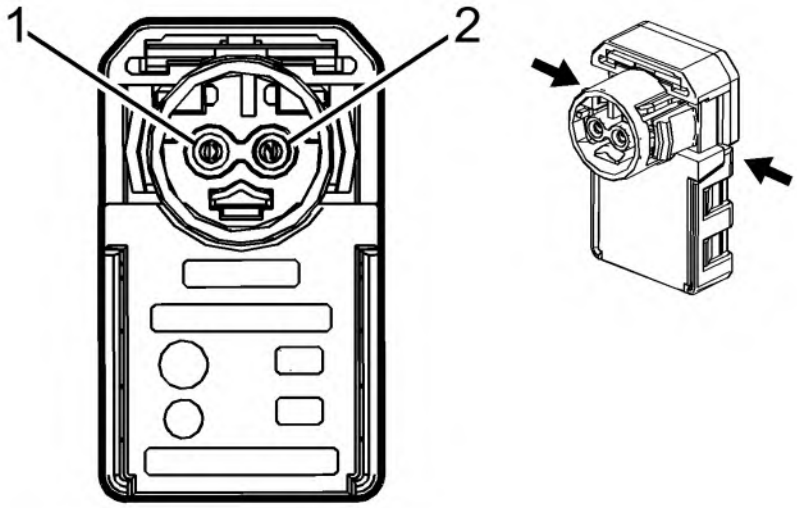

Connector Part Information

- Harness Type: Steering Wheel
- OEM Connector: 13262034
- Service Connector: Service by Harness - See Part Catalog
- Description: 2-Way F (BK with YE Cover)

Terminal Part Information

Terminal Type ID	Terminated Lead	Diagnostic Test Probe	Terminal Removal Tool	Service Terminal	Tray Name	Core Crimp	Insulation Crimp
I	Not Required	Not Available	No Tool Required	Not Required	Not Required	Not Required	Not Required

Pin	Size	Color	Circuit	Function	Terminal Type ID	Option
1	0.5	OG/VT	3021	Steering Wheel Module Stage 1 High Control	I	-
2	0.5	BN/OG	3020	Steering Wheel Module Stage 1 Low Control	I	-

F107 STEERING WHEEL AIR BAG X1 (AY0)

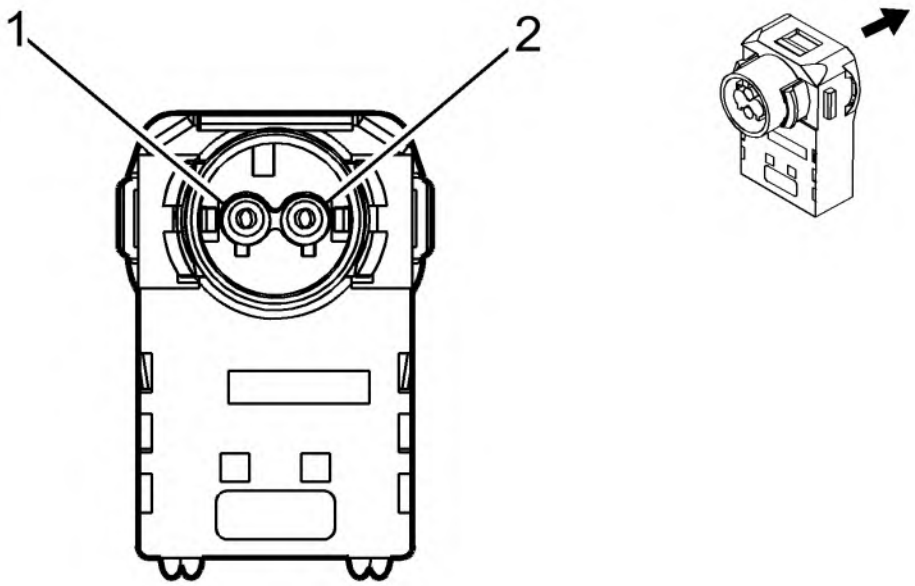

Connector Part Information

- Harness Type: Steering Wheel
- OEM Connector: 33154418
- Service Connector: Service by Harness - See Part Catalog
- Description: 2-Way F 1.0 MAC Series (PK with YE Cover)

Terminal Part Information

Terminal Type ID	Terminated Lead	Diagnostic Test Probe	Terminal Removal Tool	Service Terminal	Tray Name	Core Crimp	Insulation Crimp
I	Not Required	J-35616-64B (LT BU)	No Tool Required	Not Required	Not Required	Not Required	Not Required

Pin	Size	Color	Circuit	Function	Terminal Type ID	Option
1	0.5 0.5	BU TN	3021 3021	Steering Wheel Module Stage 1 High Control Steering Wheel Module Stage 1 High Control	I I	X88 Z88
2	0.5 0.5	GN BN	3020 3020	Steering Wheel Module Stage 1 Low Control Steering Wheel Module Stage 1 Low Control	I I	X88 Z88

F107 STEERING WHEEL AIR BAG X2 (AY0)

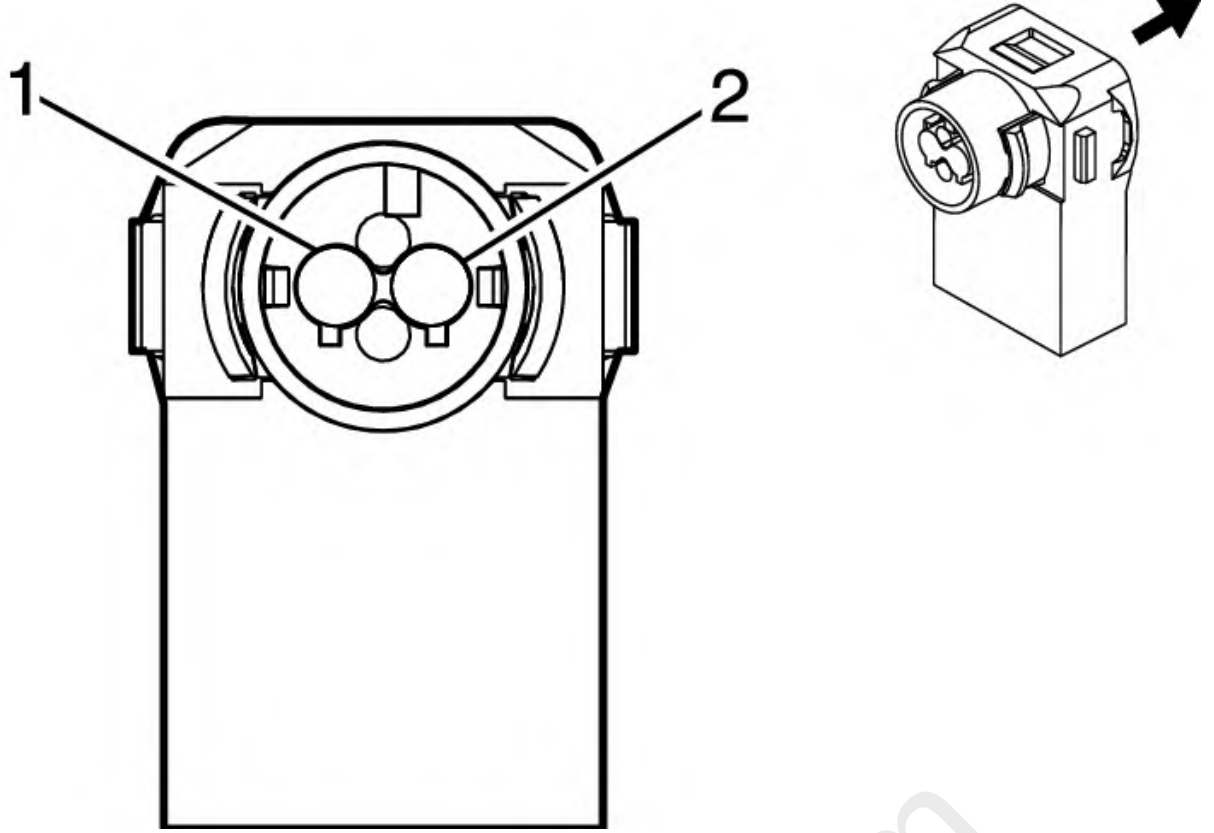

Connector Part Information

- Harness Type: Steering Wheel
- OEM Connector: 33154433
- Service Connector: Service by Harness - See Part Catalog
- Description: 2-Way F 1.0 MAC Series (PU with YE Cover)

Terminal Part Information

Terminal Type ID	Terminated Lead	Diagnostic Test Probe	Terminal Removal Tool	Service Terminal	Tray Name	Core Crimp	Insulation Crimp
I	Not Required	J-35616-64B (LT BU)	No Tool Required	Not Required	Not Required	Not Required	Not Required

Pin	Size	Color	Circuit	Function	Terminal Type ID	Option
1	0.5 0.5	TN WH	3023 3023	Steering Wheel Module Stage 2 High Control Steering Wheel Module Stage 2 High Control	I I	X88 Z88
2	0.5 0.5	BN PK	3022 3022	Steering Wheel Module Stage 2 Low Control Steering Wheel Module Stage 2 Low Control	I I	X88 Z88

F112D SEAT BELT RETRACTOR PRETENSIONER - DRIVER

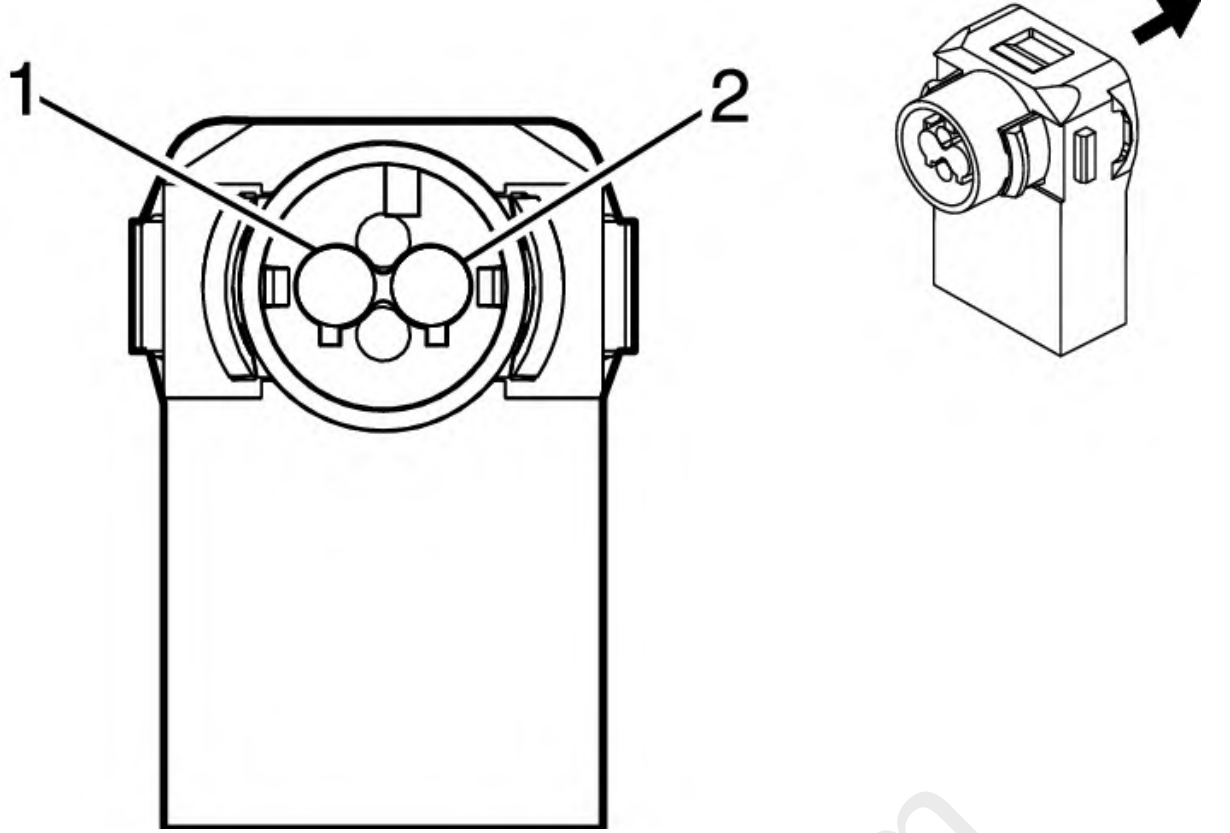

Connector Part Information

- Harness Type: Body
- OEM Connector: 33345774
- Service Connector: 19355490
- Description: 2-Way F ABX-5 Series (PU with YE Cover)

Terminal Part Information

Terminal Type ID	Terminated Lead	Diagnostic Test Probe	Terminal Removal Tool	Service Terminal	Tray Name	Core Crimp	Insulation Crimp
I	Not Required	J-35616-64B (LT BU)	No Tool Required	Not Required	Not Required	Not Required	Not Required

Pin	Size	Color	Circuit	Function	Terminal Type ID	Option
1	0.35	OG/WH	3477	Driver Seat Belt Retractor Pretensioner High Control	I	-
2	0.35	GY/OG	3478	Driver Seat Belt Retractor Pretensioner Low Control	I	-

F112P SEAT BELT RETRACTOR PRETENSIONER - PASSENGER

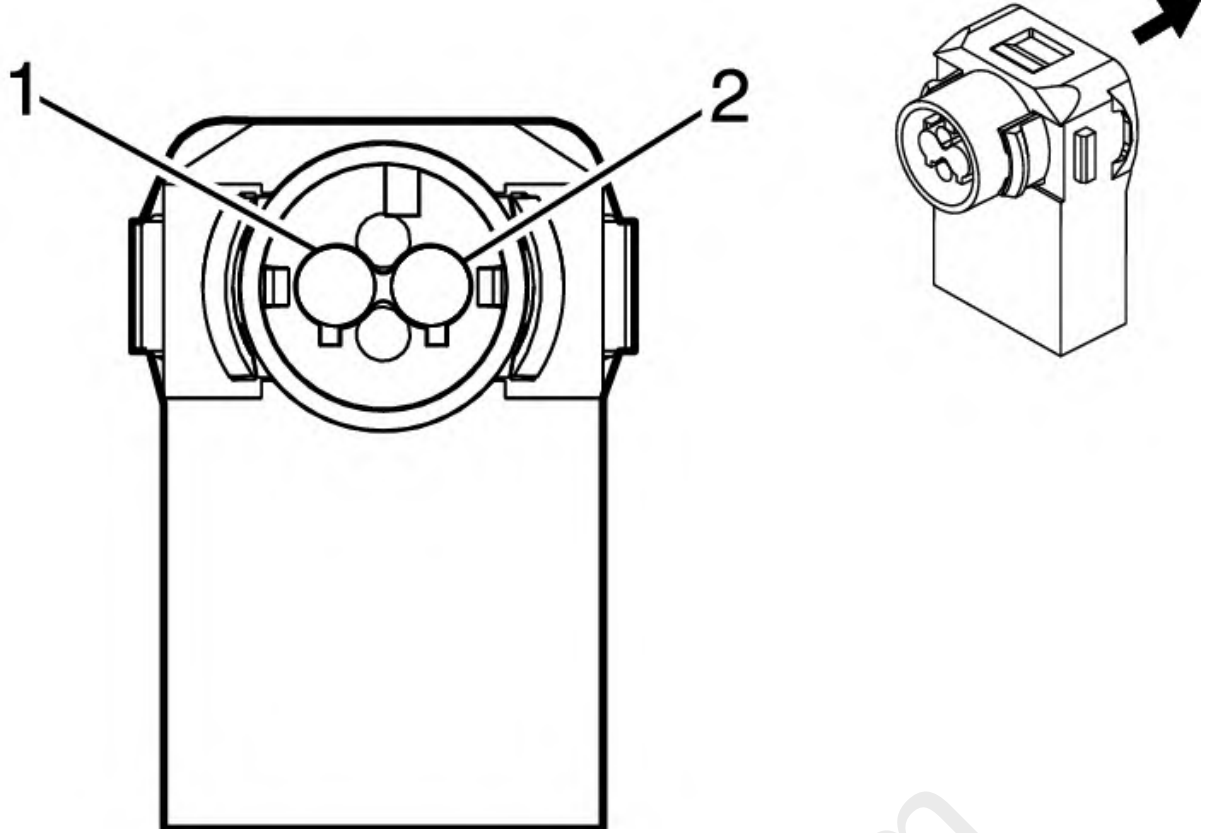

Connector Part Information

- Harness Type: Body
- OEM Connector: 33345774
- Service Connector: 19355490
- Description: 2-Way F ABX-5 Series (PU with YE Cover)

Terminal Part Information

Terminal Type ID	Terminated Lead	Diagnostic Test Probe	Terminal Removal Tool	Service Terminal	Tray Name	Core Crimp	Insulation Crimp
I	Not Required	J-35616-64B (LT BU)	No Tool Required	Not Required	Not Required	Not Required	Not Required

Pin	Size	Color	Circuit	Function	Terminal Type ID	Option
1	0.35	OG/GN	3475	Passenger Seat Belt Retractor Pretensioner High Control	I	-
2	0.35	WH/OG	3476	Passenger Seat Belt Retractor Pretensioner Low Control	I	-

F113D SEAT BELT ANCHOR PRETENSIONER - DRIVER

-

Connector Part Information

- Harness Type: Driver Seat
- OEM Connector: 13599240
- Service Connector: Service by Harness - See Part Catalog
- Description: 2-Way F

Terminal Part Information

Terminal Type ID	Terminated Lead	Diagnostic Test Probe	Terminal Removal Tool	Service Terminal	Tray Name	Core Crimp	Insulation Crimp
I	Not Required	Not Available	No Tool Required	Not Required	Not Required	Not Required	Not Required

Pin	Size	Color	Circuit	Function	Terminal Type ID	Option
1	0.5	OG/YE	3481	Driver Seat Belt Anchor Pretensioner High Control	I	-
2	0.5	VT/OG	3482	Driver Seat Belt Anchor Pretensioner Low Control	I	-

F113P SEAT BELT ANCHOR PRETENSIONER - PASSENGER

-

Connector Part Information

- Harness Type: Passenger Seat
- OEM Connector: 13599240
- Service Connector: Service by Harness - See Part Catalog
- Description: 2-Way F

Terminal Part Information

Terminal Type ID	Terminated Lead	Diagnostic Test Probe	Terminal Removal Tool	Service Terminal	Tray Name	Core Crimp	Insulation Crimp
I	Not Required	Not Available	No Tool Required	Not Required	Not Required	Not Required	Not Required

Pin	Size	Color	Circuit	Function	Terminal Type ID	Option
1	0.5	OG/BN	3479	Passenger Seat Belt Anchor Pretensioner High Control	I	-
2	0.5	GY/OG	3480	Passenger Seat Belt Anchor Pretensioner Low Control	I	-

G10 COOLING FAN MOTOR

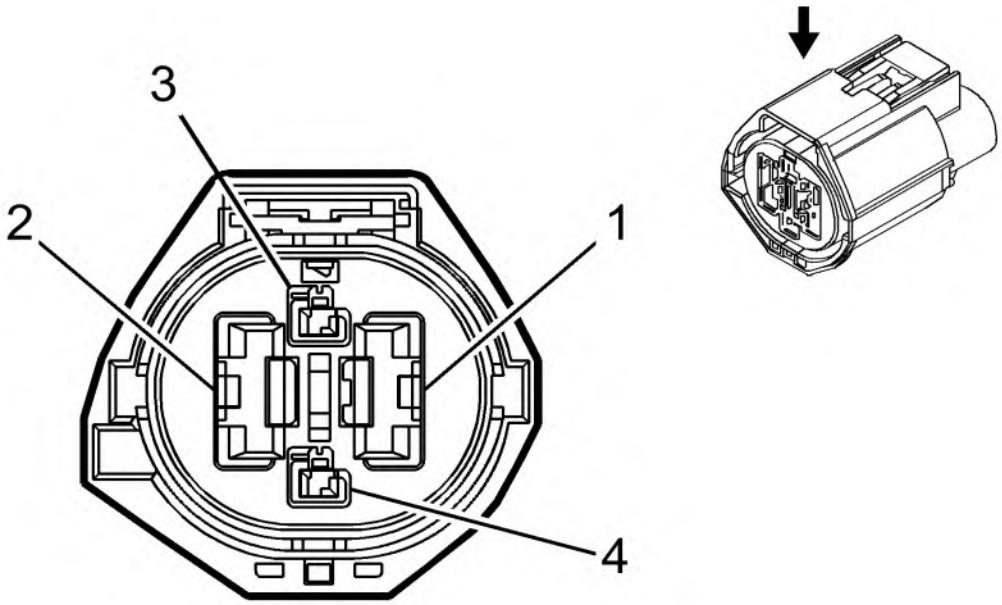

Connector Part Information

- Harness Type: Cooling Fan
- OEM Connector: 19181808
- Service Connector: Service by Harness - See Part Catalog
- Description: 4-Way F 1.5, 9.5 Series, Sealed (D-GY)

Terminal Part Information

Terminal Type ID	Terminated Lead	Diagnostic Test Probe	Terminal Removal Tool	Service Terminal	Tray Name	Core Crimp	Insulation Crimp
I	Not Required	J-35616-14 (GN)	No Tool Required	Not Required	Not Required	Not Required	Not Required
II	Not Required	J-35616-22 (RD)	No Tool Required	Not Required	Not Required	Not Required	Not Required

Pin	Size	Color	Circuit	Function	Terminal Type ID	Option
1	8	BK	1250	Ground	II	-
2	8	RD/BU	302	Battery Positive Voltage	II	-
3	-	-	-	Not Occupied	-	-
4	0.5	WH/BK	2366	Cooling Fan Control Relay Speed Signal	I	-

G13 GENERATOR X1

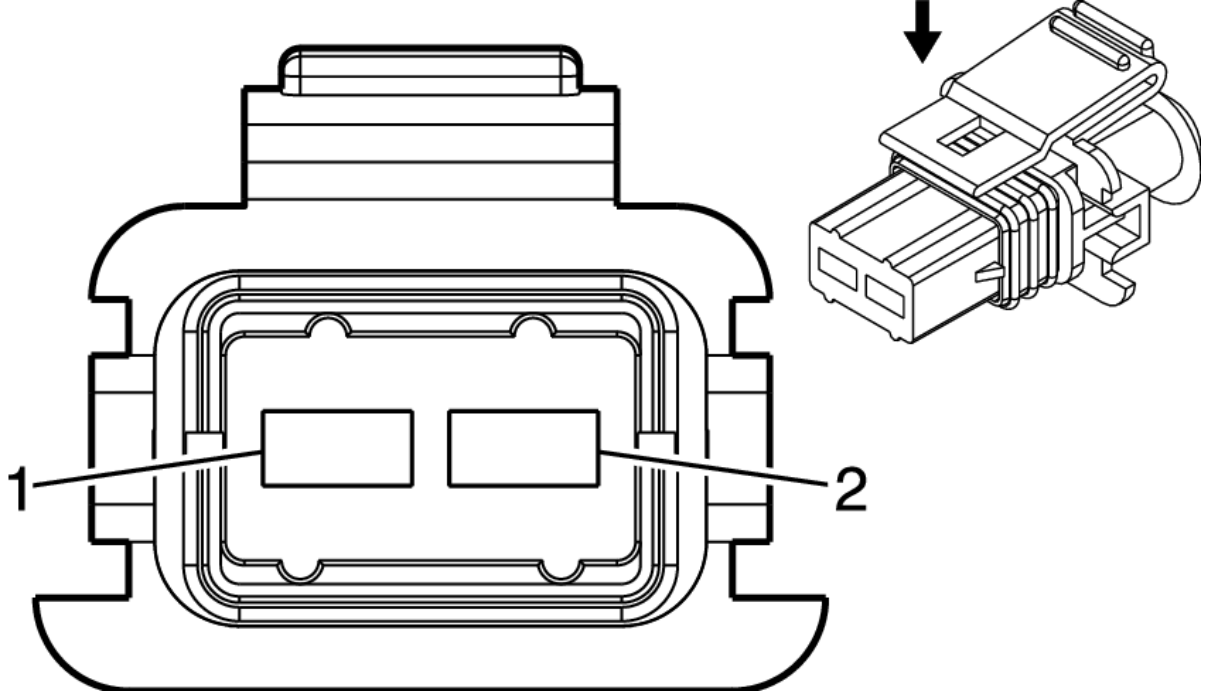

Connector Part Information

- Harness Type: Engine
- OEM Connector: 12186308
- Service Connector: 13585849
- Description: 2-Way F Junior Power Timer Series, Sealed (BK)

Terminal Part Information

Terminal Type ID	Terminated Lead	Diagnostic Test Probe	Terminal Removal Tool	Service Terminal	Tray Name	Core Crimp	Insulation Crimp
I	Not Required	J-35616-35 (VT)	No Tool Required	Not Required	Not Required	Not Required	Not Required

Pin	Size	Color	Circuit	Function	Terminal Type ID	Option
1	0.5	BN	25	Charge Indicator Control	I	-
2	0.5	GY	23	Generator Field Duty Cycle Signal	I	-

G13 GENERATOR X2 (LH7/LTG)

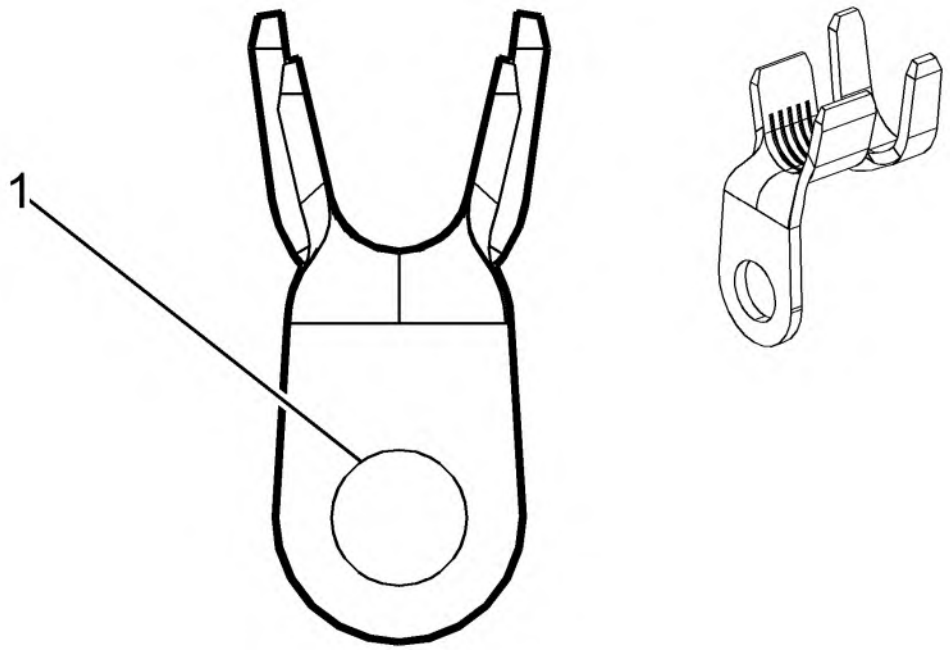

Connector Part Information

- Harness Type: Battery Cable
- OEM Connector: 12146716
- Service Connector: Service by Cable Assembly - See Part Catalog
- Description: 1-Way Ring Terminal

Terminal Part Information

Terminal Type ID	Terminated Lead	Diagnostic Test Probe	Terminal Removal Tool	Service Terminal	Tray Name	Core Crimp	Insulation Crimp
I	Not Required	No Tool Required	No Tool Required	Not Required	Not Required	Not Required	Not Required

Pin	Size	Color	Circuit	Function	Terminal Type ID	Option
1	35	RD	2	Battery Positive Voltage	I	-

G13 GENERATOR X2 (LYX)

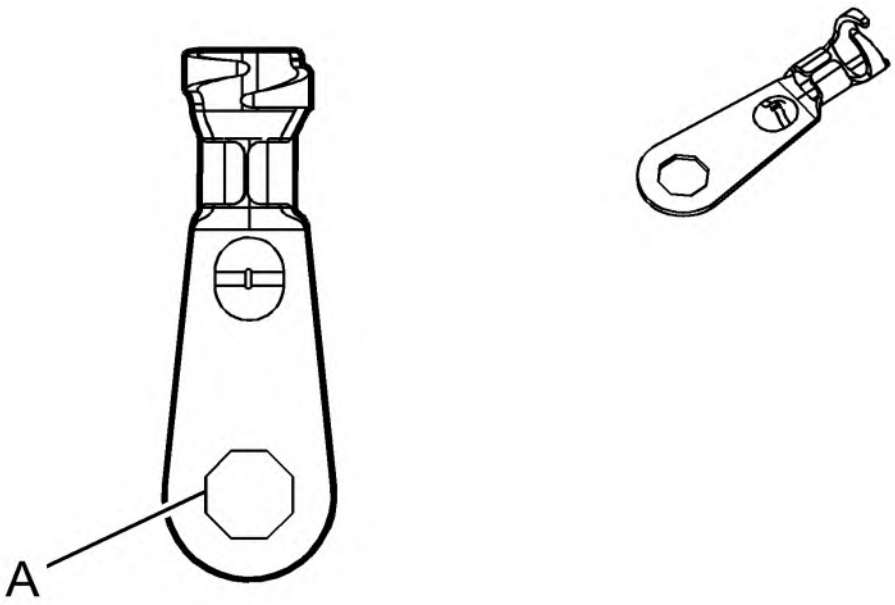

Connector Part Information

- Harness Type: Battery Cable
- OEM Connector: 12146361
- Service Connector: Service by Cable Assembly - See Part Catalog
- Description: 1-Way Ring Terminal

Terminal Part Information

Terminal Type ID	Terminated Lead	Diagnostic Test Probe	Terminal Removal Tool	Service Terminal	Tray Name	Core Crimp	Insulation Crimp
I	Not Required	No Tool Required	No Tool Required	Not Required	Not Required	Not Required	Not Required

Pin	Size	Color	Circuit	Function	Terminal Type ID	Option
A	35	RD	2	Battery Positive Voltage	I	-

G18 HIGH PRESSURE FUEL PUMP (LTG/LYX)

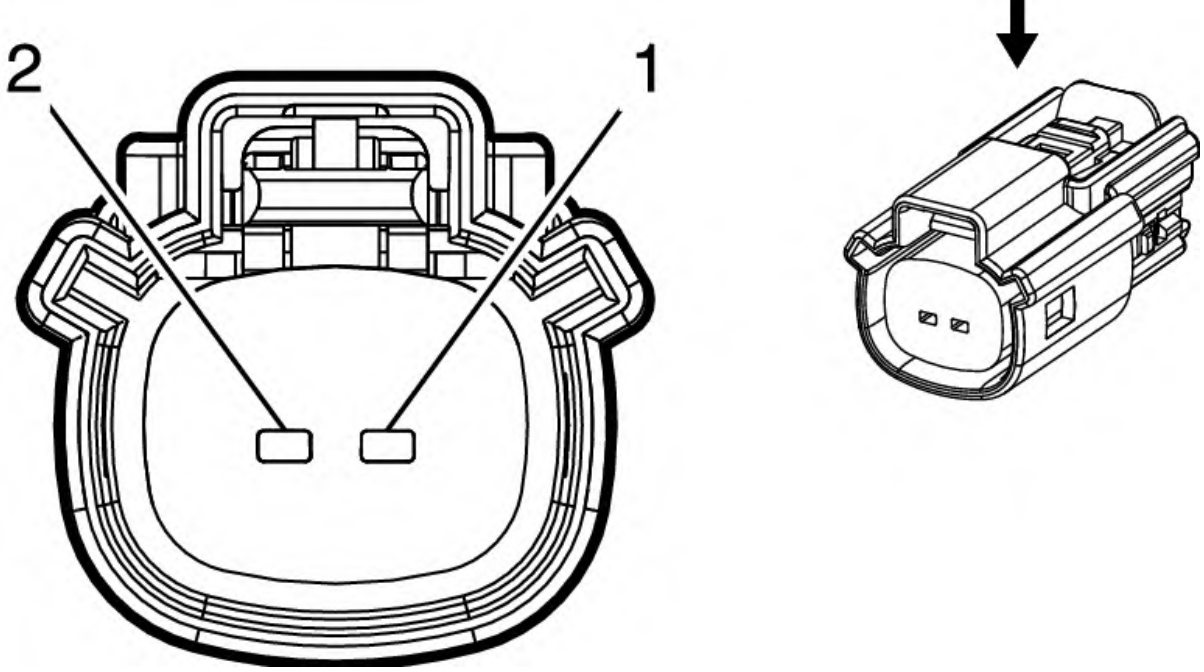

Connector Part Information

- Harness Type: Engine
- OEM Connector: 13583151
- Service Connector: 13577534
- Description: 2-Way F 150 MX Series, Sealed (BK)

Terminal Part Information

Terminal Type ID	Terminated Lead	Diagnostic Test Probe	Terminal Removal Tool	Service Terminal	Tray Name	Core Crimp	Insulation Crimp
I	Not Required	J-35616-14 (GN)	No Tool Required	Not Required	Not Required	Not Required	Not Required

Pin	Size	Color	Circuit	Function	Terminal Type ID	Option
1	0.5 0.5	YE VT/BK	7301 7300	High Pressure Fuel Pump Actuator High - Control High Pressure Fuel Pump Actuator Low - Control	I I	LTG LYX
2	0.5 0.5	VT/BK YE	7300 7301	High Pressure Fuel Pump Actuator Low - Control High Pressure Fuel Pump Actuator High - Control	I I	LTG LYX

G19 REAR WINDOW WASHER PUMP

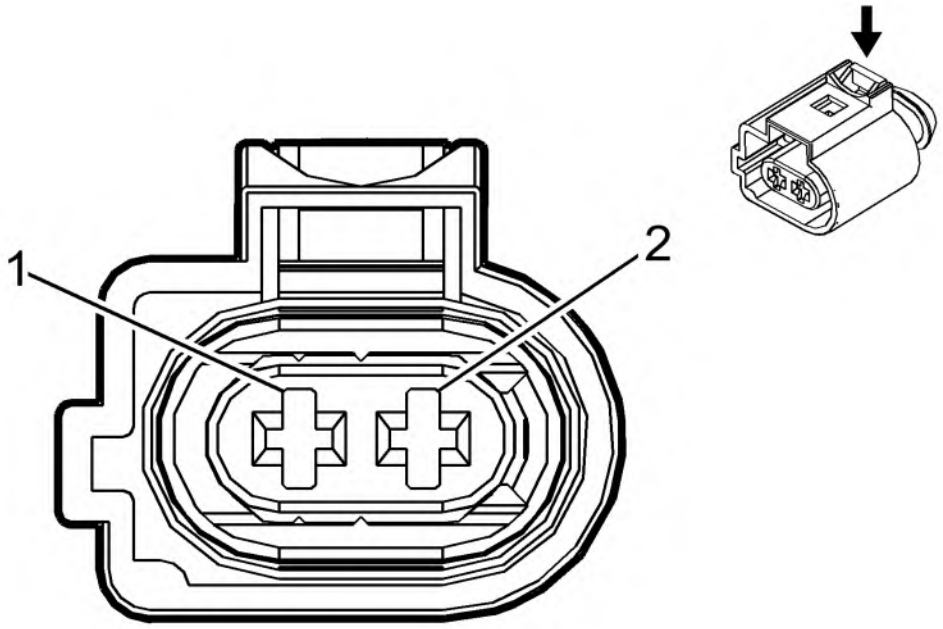

Connector Part Information

- Harness Type: Forward Lamp
- OEM Connector: 13583821
- Service Connector: 19301746
- Description: 2-Way F 2.8 MCP Series, Sealed (NA)

Terminal Part Information

Terminal Type ID	Terminated Lead	Diagnostic Test Probe	Terminal Removal Tool	Service Terminal	Tray Name	Core Crimp	Insulation Crimp
I	Not Required	J-35616-35 (VT)	No Tool Required	Not Required	Not Required	Not Required	Not Required

Pin	Size	Color	Circuit	Function	Terminal Type ID	Option
1	0.5	BU/VT	392	Rear Window Washer Pump Control	I	-
2	0.5	BK	1150	Ground	I	-

G24 WINDSHIELD WASHER PUMP

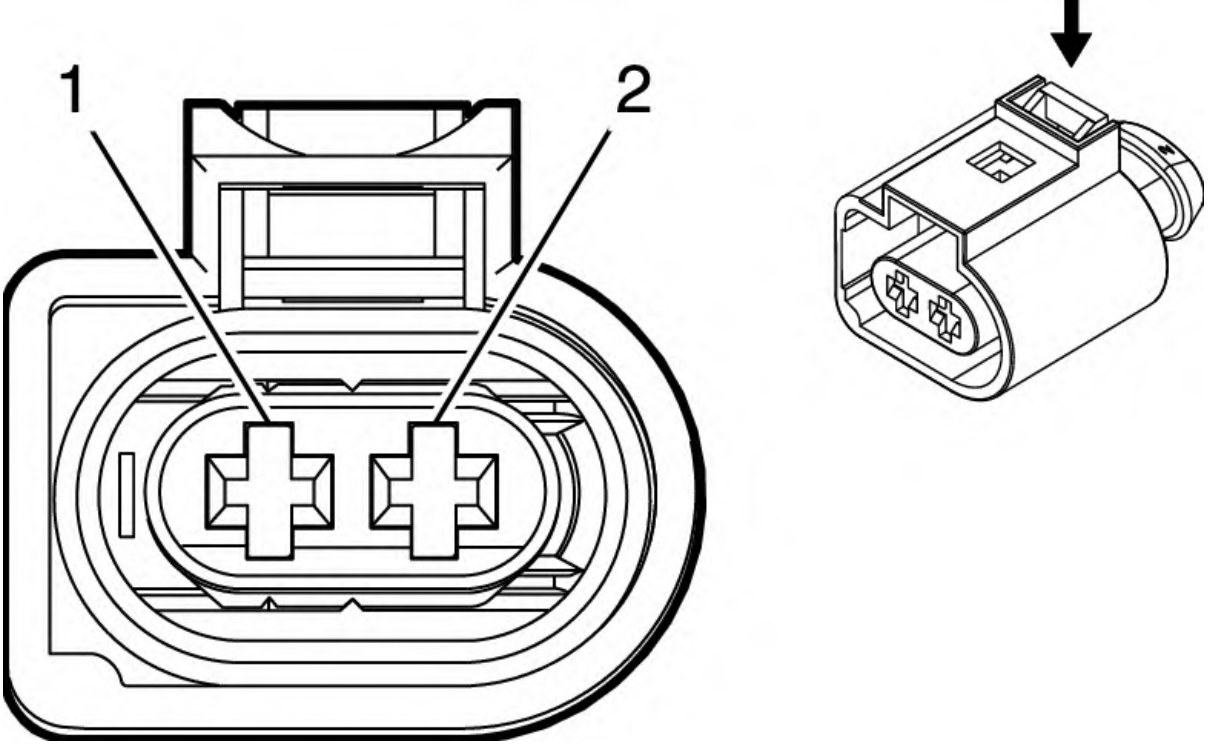

Connector Part Information

- Harness Type: Forward Lamp
- OEM Connector: 1-1355200-1
- Service Connector: 19368727
- Description: 2-Way F 2.8 MDK5 Series, Sealed (BK)

Terminal Part Information

Terminal Type ID	Terminated Lead	Diagnostic Test Probe	Terminal Removal Tool	Service Terminal	Tray Name	Core Crimp	Insulation Crimp
I	Not Required	J-35616-35 (VT)	No Tool Required	Not Required	Not Required	Not Required	Not Required

Pin	Size	Color	Circuit	Function	Terminal Type ID	Option
1	0.5	GY/VT	228	Windshield Washer Pump Control	I	-
2	0.5	BK	1150	Ground	I	-

G36 AUXILIARY HEATER COOLANT PUMP (KL9)

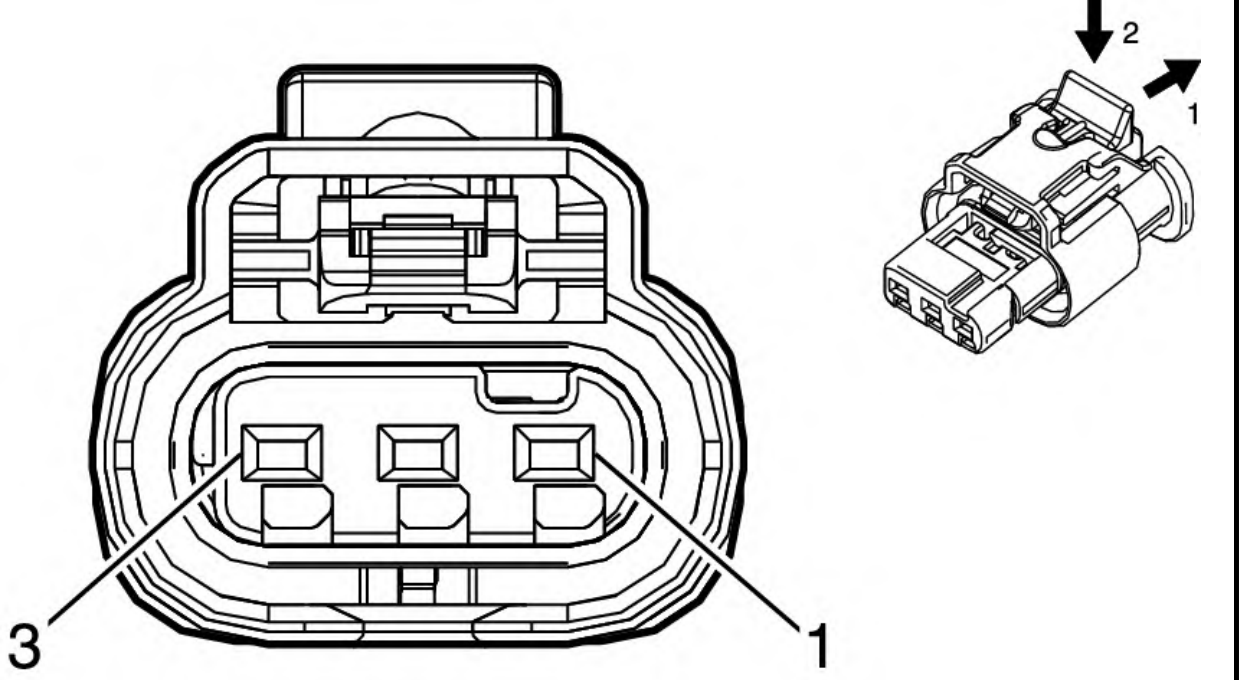

Connector Part Information

- Harness Type: Engine
- OEM Connector: 13594670
- Service Connector: 19352065
- Description: 3-Way F 1.2 MCP Series, Sealed (BN)

Terminal Part Information

Terminal Type ID	Terminated Lead	Diagnostic Test Probe	Terminal Removal Tool	Service Terminal	Tray Name	Core Crimp	Insulation Crimp
I	Not Required	J-35616-16 (LT GN)	No Tool Required	Not Required	Not Required	Not Required	Not Required

Pin	Size	Color	Circuit	Function	Terminal Type ID	Option
1	0.5	BK	450	Ground	I	-
2	0.5 0.35	YE/BU YE/BU	5126 5126	After Boil Heater Pump Control After Boil Heater Pump Control	I I	LH7 LYX/LTG+MAH/MBC/MCX/EPH
3	-	-	-	Not Occupied	-	-

K9 BODY CONTROL MODULE X1

mcx30.com

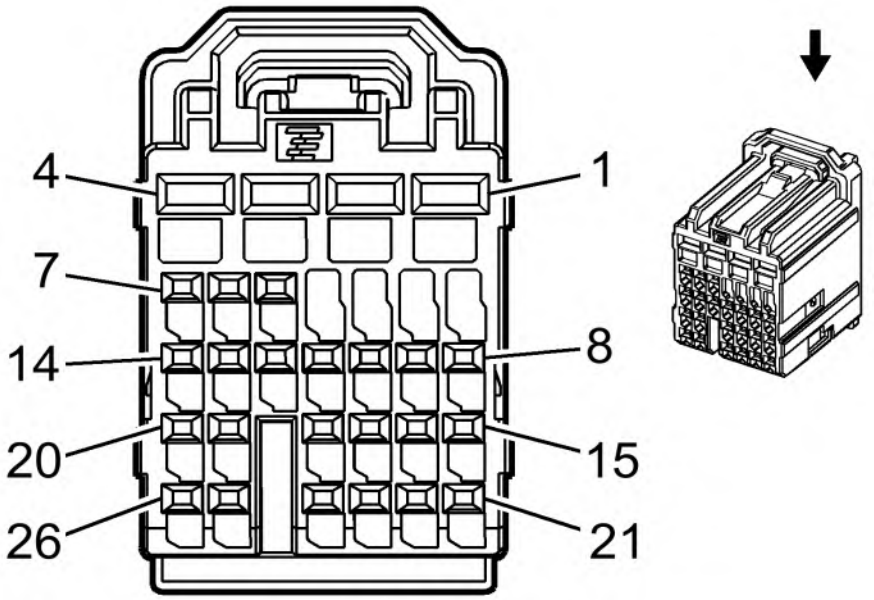

Connector Part Information

- Harness Type: Instrument Panel
- OEM Connector: 13576031
- Service Connector: 13576031
- Description: 26-Way F 0.64, 2.8 Series (NA)

Terminal Part Information

Terminal Type ID	Terminated Lead	Diagnostic Test Probe	Terminal Removal Tool	Service Terminal	Tray Name	Core Crimp	Insulation Crimp
I	13575578	J-35616-35 (VT)	J-38125-553	8100-4445	Sumitomo 22	F	D
II	13582297	J-35616-64B (LT BU)	J-38125-22	Not Available	Not Available	Not Available	Not Available
III	13582326	J-35616-35 (VT)	J-38125-553	8100-4444	Sumitomo 22	2	A

Pin	Size	Color	Circuit	Function	Terminal Type ID	Option
1	2.5	BK	2250	Ground	I	-
2	1	RD/BU	4540	Battery Positive Voltage	III	-
3	1	RD/GN	4440	Battery Positive Voltage	III	-
4	2.5 0.75	RD/GN RD/YE	2173 4340	12V Regulated Supply Voltage 2 Battery Positive Voltage	I III	KL9 -KL9
5	0.35	WH	6816	Indicator Dimming Control	II	-
6	-	-	-	Not Occupied	-	-
7	0.35	BK/YE	5005	Instrument Panel Lamp Dimmer Switch Low Reference	II	-
8	0.35	BN/BK	5720	Ignition Mode Switch Accessory LED Signal	II	-
9	-	-	-	Not Occupied	-	-

Pin	Size	Color	Circuit	Function	Terminal Type ID	Option
10	0.35	BU/YE	6844	ABS/TCS Hill Descent Control Switch Signal	II	-
11	0.35	GN/BN	306	Headlamp Switch Headlamps Off Signal Control	II	T83/TTW
12	0.35	BU/GY	553	Shift Select Switch Performance Signal	II	V92-EPH
13	0.35	BU/RD	1688	5V Reference	II	-
14	0.35	BU/GY	187	Rear Fog Lamp Switch Signal	II	T79
15	0.35	BU/GY	192	Front Fog Lamp Switch Signal	II	-
16	0.35	WH/VT	103	Headlamp Switch On Signal	II	-
17	0.35	GY/YE	7543	Hazard LED Dimming Signal	II	-
18	-	-	-	Not Occupied	-	-
19	0.35	BK/BN	5360	Brake Apply Sensor Low Reference	II	-
20	0.35	BU/BK	5719	Ignition Mode Switch Start LED Signal	II	-
21	0.35	GY	728	Security Indicator Control	II	-
22	0.35	GN/GY	13	Headlamp Switch Park Lamp Signal	II	-
23	-	-	-	Not Occupied	-	-
24	0.35	WH	2501	High Speed GMLAN Serial Data (-) 1	II	-
25	0.35	BU	2500	High Speed GMLAN Serial Data (+) 1	II	-
26	0.13	BU/WH	3275	Remote Function Actuator Receive Signal	II	-

K9 BODY CONTROL MODULE X2

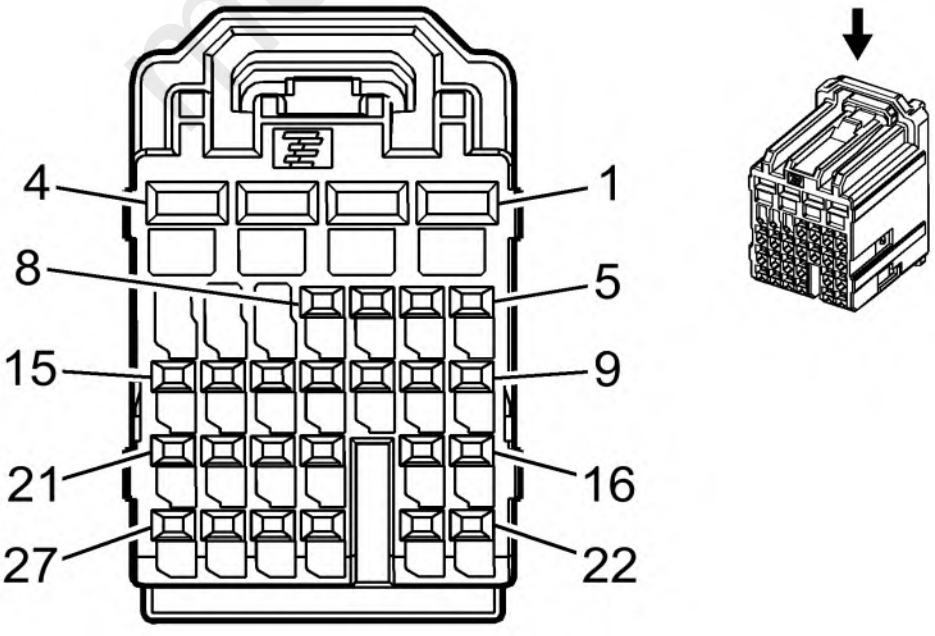

Connector Part Information

- Harness Type: Instrument Panel
- OEM Connector: 13576032

- Service Connector: 13576032
- Description: 27-Way F 0.64, 2.8 Series (BU)

Terminal Part Information

Terminal Type ID	Terminated Lead	Diagnostic Test Probe	Terminal Removal Tool	Service Terminal	Tray Name	Core Crimp	Insulation Crimp
I	13575578	J-35616-35 (VT)	J-38125-553	8100-4445	Sumitomo 22	F	D
II	13582297	J-35616-64B (LT BU)	J-38125-22	Not Available	Not Available	Not Available	Not Available
III	13582326	J-35616-35 (VT)	J-38125-553	8100-4444	Sumitomo 22	2	A

Pin	Size	Color	Circuit	Function	Terminal Type ID	Option
1	2.5 1	GY/BN RD/GY	3761 4840	Infotainment Regulated Control Battery Positive Voltage	I III	KL9 -KL9
2	2.5	BK	2250	Ground	I	-
3	-	-	-	Not Occupied	-	-
4	1	RD/BN	4940	Battery Positive Voltage	III	-
5	-	-	-	Not Occupied	-	-
6	0.35	VT/YE	2663	Driver Mode 5 Indicator Control	II	-
7	0.35	BU/YE	5361	Brake Apply Sensor Signal	II	-
8	0.35	YE	6817	LED Backlight Dimming Control	II	-
9	0.35	YE/GY	44	Instrument Panel Lamp Dimmer Switch Signal	II	-
10	0.35	WH/BU	278	Ambient Light Sensor Signal	II	-
11	0.13	VT/YE	5526	Tap Up/Tap Down Switch Signal	II	-
12	0.35	BN/BU	391	Rear Window Wiper Switch Signal	II	-
13	0.35	WH	5359	Brake Apply Sensor Control	II	-
14	-	-	-	Not Occupied	-	-
15	0.35	BN/WH	781	Driver Door Lock Switch Unlock Signal	II	-
16	-	-	-	Not Occupied	-	-
17	0.35	BU/GN	5723	Ignition Mode Switch Mode Voltage	II	-
18	0.35	BU	6856	Headlamp Automatic High Beam Dim Control	II	-
19	0.35	BN/YE	780	Driver Door Lock Switch Lock Signal	II	-
20	0.5	WH/BU	3691	Trailer Brake Apply Signal	II	V92
21	0.35	GN/GY	6135	Local Interconnect Network Serial Data Bus 4	II	-
22	0.35	GN	5060	Low Speed GMLAN Serial Data	II	-
23	0.35	WH	2501	High Speed GMLAN Serial Data (-) 1	II	-
24	0.35	BU	2500	High Speed GMLAN Serial Data (+) 1	II	-

Pin	Size	Color	Circuit	Function	Terminal Type ID	Option
25	0.35	GY/WH	3272	Remote Function Actuator Control	II	-
26	0.35	GN/WH	111	Hazard Switch Signal	II	-
27	0.35	YE/GN	3274	Remote Function Actuator Transmit Signal	II	-

K9 BODY CONTROL MODULE X3

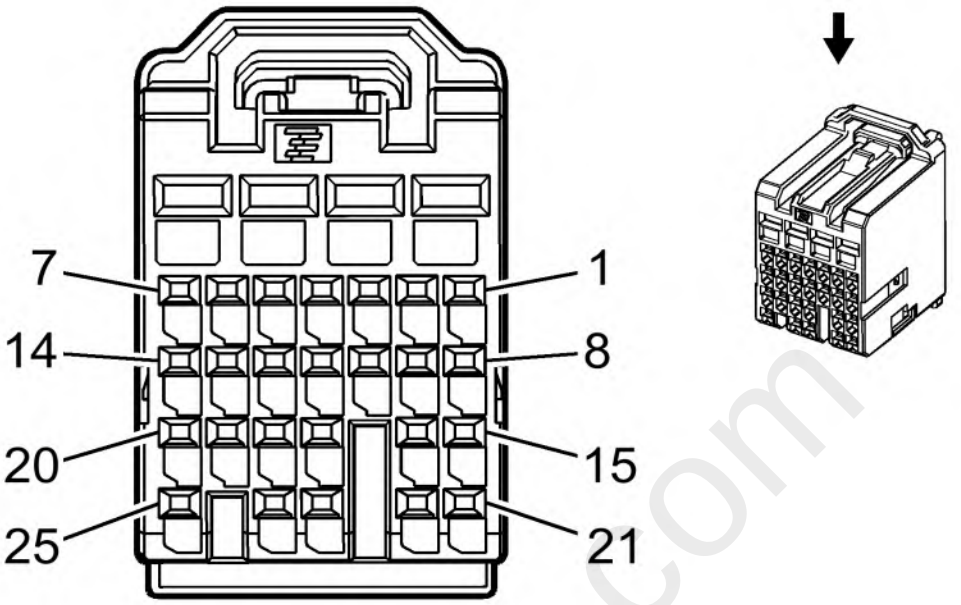

Connector Part Information

- Harness Type: Instrument Panel
- OEM Connector: 13576037
- Service Connector: 13576037
- Description: 25-Way F 0.64, 2.8 Series (GN)

Terminal Part Information

Terminal Type ID	Terminated Lead	Diagnostic Test Probe	Terminal Removal Tool	Service Terminal	Tray Name	Core Crimp	Insulation Crimp
I	13582297	J-35616-64B (LT BU)	J-38125-22	Not Available	Not Available	Not Available	Not Available

Pin	Size	Color	Circuit	Function	Terminal Type ID	Option
1	0.35	GN/GY	3277	Vehicle Anti-Theft System Immobilizer Low Reference	I	-
2	0.35	GN/VT	7533	Local Interconnect Network Serial Data Bus 11	I	-
3	0.35	GY/BK	3276	Vehicle Anti-Theft System Immobilizer Control	I	-
4	0.13	WH/RD	1444	12V Reference	I	UEU/UHX
5	0.13	VT/YE	4	Accessory Ignition Voltage	I	-
6	0.13	VT/BK	3	Run/Crank Ignition 1 Voltage	I	-

mcx30.com

Pin	Size	Color	Circuit	Function	Terminal Type ID	Option
7 - 8	-	-	-	Not Occupied	-	-
9	0.13	BN/GN	1884	Cruise Control Set/Coast/Resume/Accelerate Switch Signal	I	-
10	0.35	BK/GY	6009	Windshield Wiper Switch Low Reference	I	-
11	0.35	WH	524	Headlamp Dimmer Switch High Beam Signal	I	-
12	0.35	WH/GN	663	Hazard Switch Left Turn Signal	I	-
13	0.35	YE/BU	1714	Windshield Wiper Switch Low Signal	I	-
14 - 15	-	-	-	Not Occupied	-	-
16	0.13	GY/GN	5737	Adaptive Cruise Control Gap Up/Down Switch Signal	I	-
17	0.35	YE/BN	307	Headlamp Switch Flash To Pass Signal	I	-
18	0.13	GN/WH	3287	Horn Switch Signal	I	-
19	0.35	GN/WH	4115	Local Interconnect Network Serial Data Bus 15	I	-
20	0.35	GY	1715	Windshield Wiper Switch High Signal	I	-
21 - 22	-	-	-	Not Occupied	-	-
23	0.35	GN	4512	Wireless Charging System Charge Indicator Control	I	-
24	0.35	VT/BU	664	Hazard Switch Right Turn Signal	I	-
25	0.35	WH/BK	94	Windshield Washer Switch Signal	I	-

K9 BODY CONTROL MODULE X4

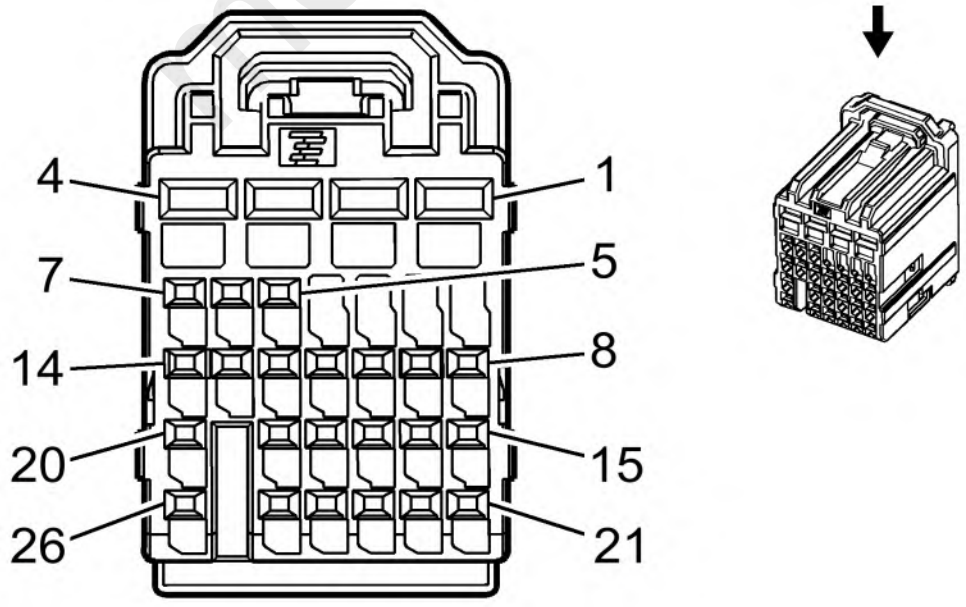

Connector Part Information

- Harness Type: Body
- OEM Connector: 13576033

- Service Connector: 13576033
- Description: 26-Way F 0.64, 2.8 Series (BK)

Terminal Part Information

Terminal Type ID	Terminated Lead	Diagnostic Test Probe	Terminal Removal Tool	Service Terminal	Tray Name	Core Crimp	Insulation Crimp
I	13575578	J-35616-35 (VT)	J-38125-553	Not Available	Not Available	Not Available	Not Available
II	13582297	J-35616-64B (LT BU)	J-38125-22	Not Available	Not Available	Not Available	Not Available
III	13582298	J-35616-64B (LT BU)	J-38125-22	Not Available	Not Available	Not Available	Not Available
IV	19366999	J-35616-35 (VT)	J-38125-553	8100-4443	Sumitomo 22	E	A

Pin	Size	Color	Circuit	Function	Terminal Type ID	Option
1	1.5	YE	312	Right Headlamp Low Beam Control	I	-
2	1.5	YE	712	Left Headlamp Low Beam Control	I	-
3	0.5 0.5	GN/VT GN/VT	1315 1315	Right Front Turn Signal Lamp Control Right Front Turn Signal Lamp Control	II IV	DLF -DLF
4	-	-	-	Not Occupied	-	-
5	0.35	GY/BN	309	Right Park Lamp Control	II	-
6	0.35	VT/GY	709	Left Park Lamp Control	II	-
7	0.5	GY/YE	7542	Left Rear Stop Lamp Control	II	-
8	0.35	YE	5420	Rear Wiper Motor Relay Coil Control	II	-
9	0.35	GY/VT	3264	Logistic Mode Relay Close Control	II	-KL9
10	-	-	-	Not Occupied	-	-
11	0.35	VT/WH	5065	Stop Lamp Relay Coil Control	II	-
12	0.35	GY/VT	755	RAP Relay Coil Control	II	-
13	0.35	GN/YE	6846	Rear License Lamp Control	II	-
14	0.35	BN/GY	2268	Windshield Washer Relay Control	II	-
15	0.35	GN/VT	5199	Run/Crank Relay Coil Control	II	-
16	0.35	GY	91	Windshield Wiper Motor Relay Coil Control	II	-
17	0.35	BN/GN	196	Windshield Wiper Motor Park Switch Signal	II	-
18	0.35	WH/YE	5075	Current Sensor Signal	II	-
19	0.35	BN/YE	1968	Left Stop/Tail Lamp Feedback Signal	II	UGE+MAH/MBC/MCX-Z88
20	0.75	RD/WH	2740	Battery Positive Voltage	III	LYX-KL9
21	0.35	BU/VT	5076	Current Sensor Control	II	LYX-KL9

Pin	Size	Color	Circuit	Function	Terminal Type ID	Option
22	0.35	VT/YE	5985	Accessory Wakeup Serial Data	II	-
23	0.35	WH/BU	5986	Serial Data Communication Enable	II	-
24	0.35	BN/GN	4064	Hood Status B Signal	II	-
25	0.35	YE/BK	1967	Right Stop/Tail Lamp Feedback Signal	II	-
26	0.75	BK	1550	Ground	II	LWW/LYX-KL9

K9 BODY CONTROL MODULE X5

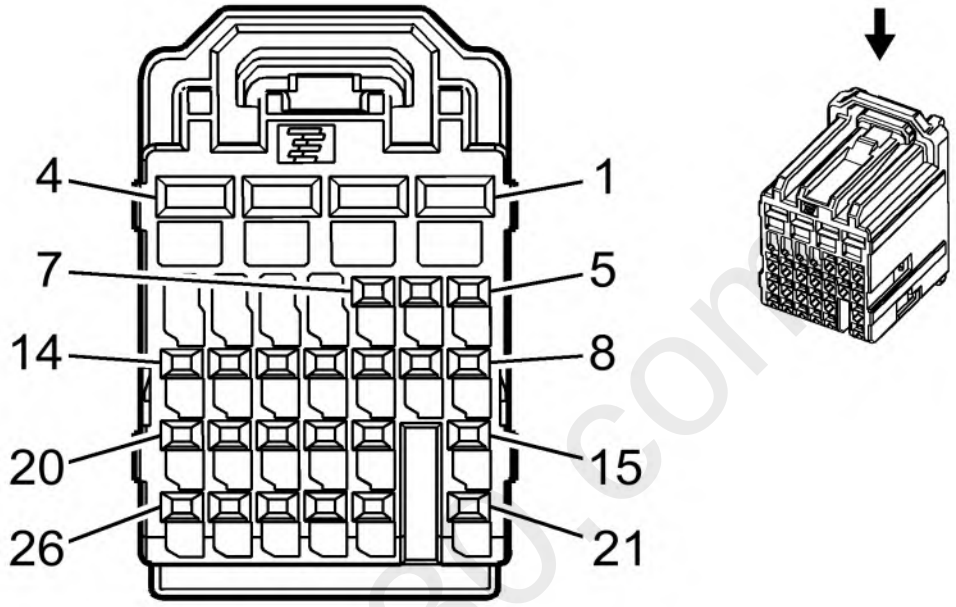

Connector Part Information

- Harness Type: Body
- OEM Connector: 13576034
- Service Connector: 13576034
- Description: 26-Way F 0.64, 2.8 Series (BN)

Terminal Part Information

Terminal Type ID	Terminated Lead	Diagnostic Test Probe	Terminal Removal Tool	Service Terminal	Tray Name	Core Crimp	Insulation Crimp
I	13575578	J-35616-35 (VT)	J-38125-553	8100-4445	Sumitomo 22	F	D
II	13582297	J-35616-64B (LT BU)	J-38125-22	Not Available	Not Available	Not Available	Not Available
III	13582326	J-35616-35 (VT)	J-38125-553	8100-4444	Sumitomo 22	2	A
IV	19366999	J-35616-35 (VT)	J-38125-553	8100-4443	Sumitomo 22	E	A

Pin	Size	Color	Circuit	Function	Terminal Type ID	Option

Pin	Size	Color	Circuit	Function	Terminal Type ID	Option
1	0.5	BU/WH	1334	Left Rear Turn Signal Lamp Control	IV	-
2	0.5	BU/WH	1314	Left Front Turn Signal Lamp Control	IV	-
3	1	RD/GY	4840	Battery Positive Voltage	III	-
4	2.5 1	RD/GN RD/WH	2173 4740	12V Regulated Supply Voltage 2 Battery Positive Voltage	I III	KL9 -KL9
5	0.5	YE/GY	122	Rear Fog Lamp Control	II	T79
6	0.35	BK/VT	5077	Current Sensor Low Reference	II	LYX-KL9
7	0.5	WH/YE	7541	Right Rear Stop Lamp Control	II	-
8	0.35	BU/GY	4672	Dome Lamp Off Indicator Control	II	-
9	0.35	GN/WH	2270	Rear Window Washer Relay Control	II	-
10	0.35	BN/WH	1317	Fog Lamp Relay Control	II	T3U
11	0.35	BU/BN	38	Backup Lamp Relay Control	II	V92
12	0.35	WH/BU	6311	Cruise/ETC/TCC Brake Signal	II	-
13	0.35	WH/BN	544	DRL Relay Control	II	-
14	-	-	-	Not Occupied	-	-
15	0.35	BN/VT	2914	Driver Mode 4 Indicator Control	II	-
16 - 17	-	-	-	Not Occupied	-	-
18	0.35	BN/VT	1969	Headlamp High Beam Relay Control	II	-
19	0.35	BN/WH	28	Horn Relay Control	II	-
20	-	-	-	Not Occupied	-	-
21	0.35	YE/BU	2912	Driver Mode 2 Indicator Control	II	EPH
22	0.35	BU	45	Park Lamp Relay Control	II	-
23	0.35	WH/GN	2911	Driver Mode 1 Indicator Control	II	EPH+V92
24	0.35	WH/VT	860	Front Windshield Wiper Switch High Signal	II	-
25	0.35	GY/YE	6188	Lift Glass/Rear Compartment Lid Motor Release Control	II	TB4
26	-	-	-	Not Occupied	-	-

K9 BODY CONTROL MODULE X6

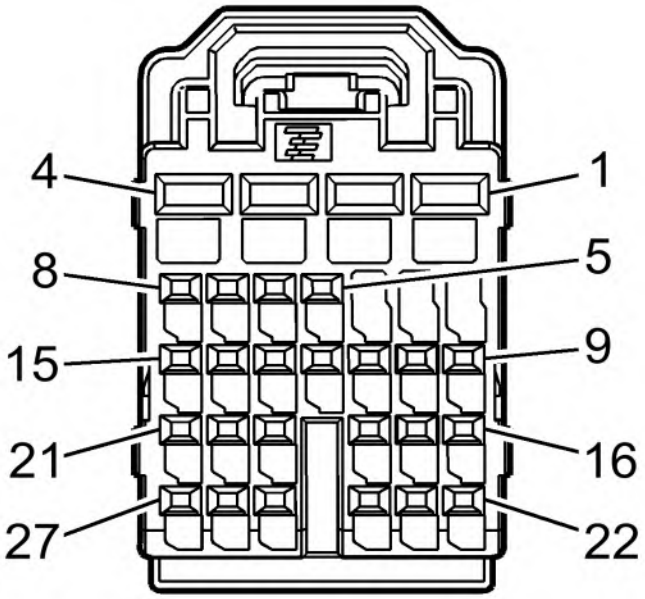

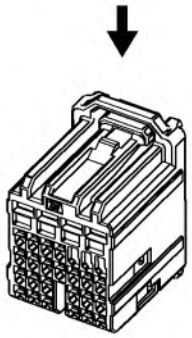

Connector Part Information

- Harness Type: Body
- OEM Connector: 13576035
- Service Connector: 13576035
- Description: 27-Way F 0.64, 2.8 Series (PK)

Terminal Part Information

Terminal Type ID	Terminated Lead	Diagnostic Test Probe	Terminal Removal Tool	Service Terminal	Tray Name	Core Crimp	Insulation Crimp
I	13575578	J-35616-35 (VT)	J-38125-553	8100-4445	Sumitomo 22	F	D
II	13582297	J-35616-64B (LT BU)	J-38125-22	Not Available	Not Available	Not Available	Not Available
III	13582326	J-35616-35 (VT)	J-38125-553	8100-4444	Sumitomo 22	2	A

Pin	Size	Color	Circuit	Function	Terminal Type ID	Option
1	1	BU/WH	195	Door Lock Control	III	-
2	0.75	GY	295	Door Lock Actuator Lock Control	III	-
3	2.5	BK	1550	Ground	I	-
4	0.75	BN/YE	294	Door Lock Actuator Unlock Control	III	-
5	0.35	VT/GY	1303	Lift Gate Ajar Switch Signal 1	II	-
6	0.13	YE/BU	4086	Pushbutton Start Challenge Active Signal	II	-
7 - 8	-	-	-	Not Occupied	-	-
9	0.35	GN/BU	6133	Local Interconnect Network Serial Data Bus 2	II	-
10	0.35	GN/YE	6134	Local Interconnect Network Serial Data Bus 3	II	-
11 - 14	-	-	-	Not Occupied	-	-

Pin	Size	Color	Circuit	Function	Terminal Type ID	Option
15	0.35	YE/BU	5797	Rear Closure Handle Switch Open Signal	II	-
16	0.35	GN/BN	6132	Local Interconnect Network Serial Data Bus 1	II	-
17 - 21	-	-	-	Not Occupied	-	-
22	0.13	GY/GN	328	Interior Lamp Defeat Switch Signal	II	-
23	-	-	-	Not Occupied	-	-
24	0.35	BU	2500	High Speed GMLAN Serial Data (+) 1	II	-
25	0.35	WH	2501	High Speed GMLAN Serial Data (-) 1	II	-
26 - 27	-	-	-	Not Occupied	-	-

mcx30.com

2018 ELECTRICAL

Wiring Systems And Power Management - Component Locator - Component Connector End Views (K111 - P19J) - Equinox & Terrain

COMPONENT CONNECTOR END VIEWS

K111 FUEL PUMP DRIVER CONTROL MODULE (LH7)

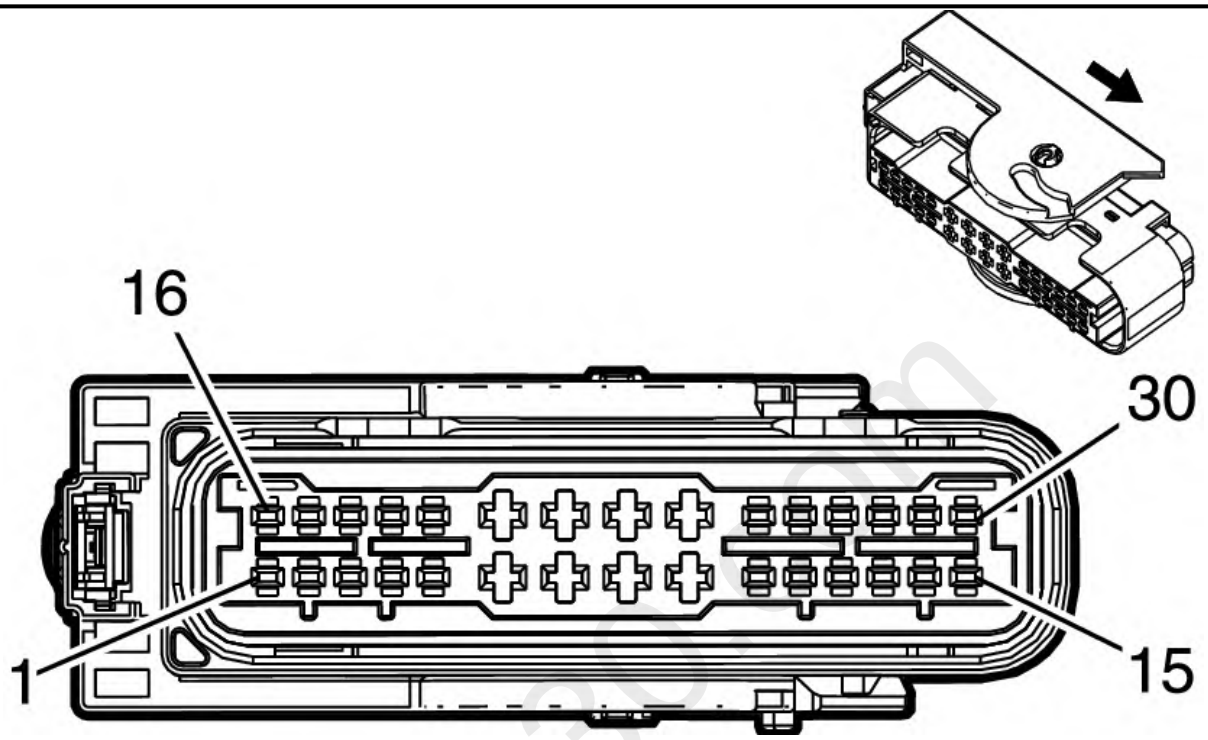

Connector Part Information

- Harness Type: Fuel Tank
- OEM Connector: 13581771
- Service Connector: Service by Harness - See Part Catalog
- Description: 30-Way F 1.5, 2.8 Series, Sealed (BK)

Terminal Part Information

Terminal Type ID	Terminated Lead	Diagnostic Test Probe	Terminal Removal Tool	Service Terminal	Tray Name	Core Crimp	Insulation Crimp
I	Not Required	J-35616-14 (GN)	No Tool Required	Not Required	Not Required	Not Required	Not Required
II	Not Required	J-35616-4A (PU)	No Tool Required	Not Required	Not Required	Not Required	Not Required
III	Not Required	Not Available	No Tool Required	Not Required	Not Required	Not Required	Not Required

Pin	Size	Color	Circuit	Function	Terminal Type ID	Option
1	0.35	WH/RD	6862	Water In Fuel Sensor 5V Reference	III	-
2	0.35	BU/YE	6861	Water In Fuel Sensor Signal	III	-
3	-	-	-	Not Occupied	-	-
4	0.35	BK/VT	455	Fuel Filter Temperature Signal	III	-

Pin	Size	Color	Circuit	Function	Terminal Type ID	Option
5 - 6	-	-	-	Not Occupied	-	-
7	2.5	RD/BU	3240	Battery Positive Voltage	II	-
8	2.5	GY	120	Fuel Pump Control	II	-
9	2.5	YE/GY	4137	Fuel Pump Supply Voltage Phase 2	II	-
10 - 11	-	-	-	Not Occupied	-	-
12	0.5	BN/RD	7445	Fuel Line Pressure Sensor 5V Reference	I	-
13	0.5	BU/VT	1589	Primary Fuel Level Sensor Signal	I	-
14	0.5	BU/WH	1937	Secondary Fuel Level Sensor Signal	III	F48
15	0.5	WH	4499	High Speed GMLAN Serial Data (-) 7	I	-
16	0.5 0.5	VT VT	3674 5985	NOx Sensor 1 Control Accessory Wakeup Serial Data	I I	NDE -NDE
17	0.5	VT/GN	39	Run/Crank Ignition 1 Voltage	I	-
18	0.5	GN/GY	465	Fuel Pump Primary Relay Control	I	-
19	0.35	BK/VT	412	Fuel Filter Temperature Sensor Low Reference	III	-
20 - 21	-	-	-	Not Occupied	-	-
22	2.5	BK	1950	Ground	II	-
23	0.5	BU	7443	Fuel System Control Module Shield Ground Extension	II	-
24	2.5	WH/BN	4138	Fuel Pump Supply Voltage Phase 3	II	-
25	0.35	BK/BU	6863	Water In Fuel Sensor Low Reference	III	-
26	0.5	BU/WH	7446	Fuel Line Pressure Sensor Signal	I	-
27	0.5	BK/YE	7447	Fuel Line Pressure Sensor Low Reference	I	-
28	0.5	BK/GN	6281	Fuel Level Sensor Low Reference	I	-
29	0.5	BK/BU	6282	Fuel Level Sensor 2 Low Reference	III	F48
30	0.5	BU/BN	4498	High Speed GMLAN Serial Data (+) 7	I	-

K111 FUEL PUMP DRIVER CONTROL MODULE (LTG/LYX+X88)

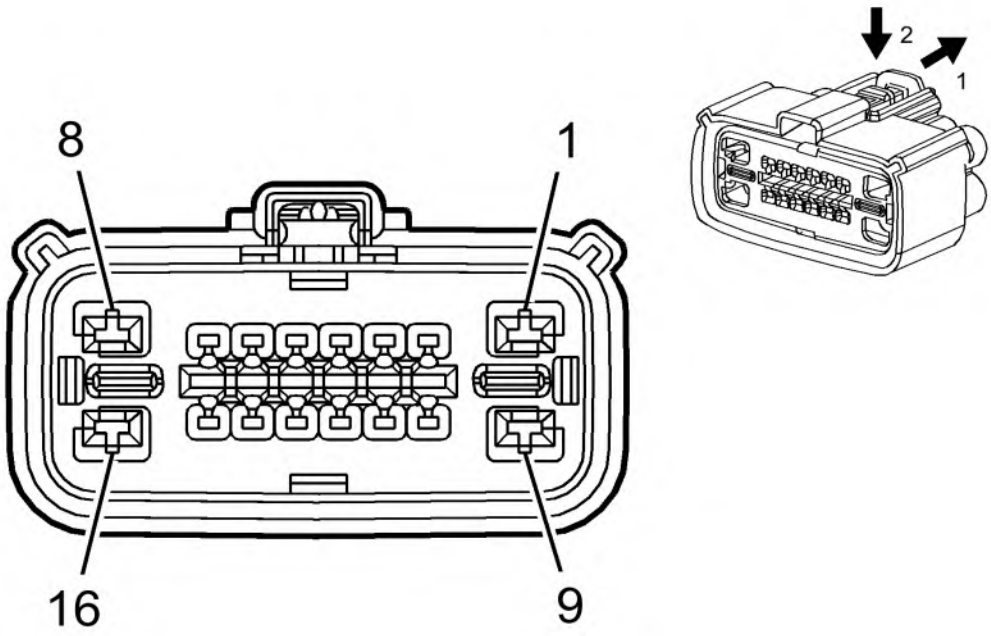

Connector Part Information

- Harness Type: Body
- OEM Connector: 13599887
- Service Connector: 19352906
- Description: 16-Way F 1.5, 2.8 Series, Sealed (BK)

Terminal Part Information

Terminal Type ID	Terminated Lead	Diagnostic Test Probe	Terminal Removal Tool	Service Terminal	Tray Name	Core Crimp	Insulation Crimp
I	13575809	J-35616-2A (GY)	J-38125-217	Not Available	Not Available	Not Available	Not Available
II	13576377	J-35616-35 (VT)	J-38125-12A	Not Available	Not Available	Not Available	Not Available
III	19300432	J-35616-2A (GY)	J-38125-217	Not Available	Not Available	Not Available	Not Available

Pin	Size	Color	Circuit	Function	Terminal Type ID	Option
1	2.5	RD/BU	3240	Battery Positive Voltage	II	LYX/LTG
2	0.35	GY	5660	Fuel Pump Controller Data Out Signal	III	LYX/LTG
3	-	-	-	Not Occupied	-	-
4	0.35 0.35	BU/BK BU/BK	7493 7493	High Speed GMLAN Serial Data (+) 3 High Speed GMLAN Serial Data (+) 3	III I	KL9 -KL9
5	0.35 0.35	WH WH	7494 7494	High Speed GMLAN Serial Data (-) 3 High Speed GMLAN Serial Data (-) 3	III I	KL9 -KL9
6	0.35	VT/GN	39	Run/Crank Ignition 1 Voltage	III	LYX/LTG
7	0.35	VT/YE	5985	Accessory Wakeup Serial Data	III	LYX/LTG
8	2.5	GY	120	Fuel Pump Control	II	LYX/LTG

Pin	Size	Color	Circuit	Function	Terminal Type ID	Option
9	2.5	BK	1950	Ground	II	LYX/LTG
10 - 14	-	-	-	Not Occupied	-	-
15	0.35	BU	7443	Fuel System Control Module Shield Ground Extension	III	LYX/LTG
16	2.5	BK/GN	1580	Fuel Pump Low Reference	II	LYX/LTG

K111 FUEL PUMP DRIVER CONTROL MODULE (LTG/LYX+Z88)

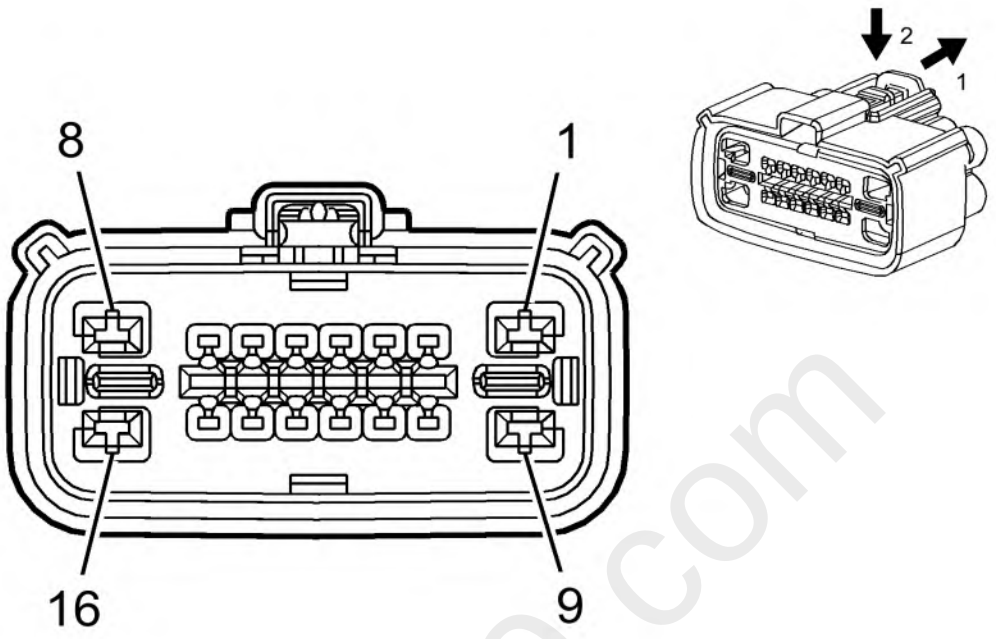

Connector Part Information

- Harness Type: Body
- OEM Connector: 34985-4003
- Service Connector: 19352906
- Description: 16-Way F 1.5, 2.8 Series, Sealed (BK)

mcx30.com

Terminal Part Information

Terminal Type ID	Terminated Lead	Diagnostic Test Probe	Terminal Removal Tool	Service Terminal	Tray Name	Core Crimp	Insulation Crimp
I	13575809	J-35616-2A (GY)	J-38125-217	Not Available	Not Available	Not Available	Not Available
II	13576377	J-35616-35 (VT)	J-38125-12A	1326030-8	Lear 17	4	D
III	19300432	J-35616-2A (GY)	J-38125-217	Not Available	Not Available	Not Available	Not Available

Pin	Size	Color	Circuit	Function	Terminal Type ID	Option
1	2.5	RD/BU	3240	Battery Positive Voltage	II	LYX/LTG
2 - 3	-	-	-	Not Occupied	-	-
4	0.35 0.35	BU/BK BU/BK	7493 7493	High Speed GMLAN Serial Data (+) 3 High Speed GMLAN Serial Data (+) 3	I III	EPH+LYX/LTG -EPH+LYX/LTG

Pin	Size	Color	Circuit	Function	Terminal Type ID	Option
5	0.35 0.35	WH WH	7494 7494	High Speed GMLAN Serial Data (-) 3 High Speed GMLAN Serial Data (-) 3	I III	EPH+LYX/LTG -EPH+LYX/LTG
6	0.35	VT/GN	39	Run/Crank Ignition 1 Voltage	I	-
7	0.35	VT/YE	5985	Accessory Wakeup Serial Data	I	-
8	2.5	GY	120	Fuel Pump Control	II	LYX/LTG
9	2.5	BK	1950	Ground	II	LYX/LTG
10 - 14	-	-	-	Not Occupied	-	-
15	0.35	BU	7443	Fuel System Control Module Shield Ground Extension	III	LYX/LTG
16	2.5	BK/GN	1580	Fuel Pump Low Reference	II	LYX/LTG

K115 REDUCTANT CONTROL MODULE X1 (LH7)

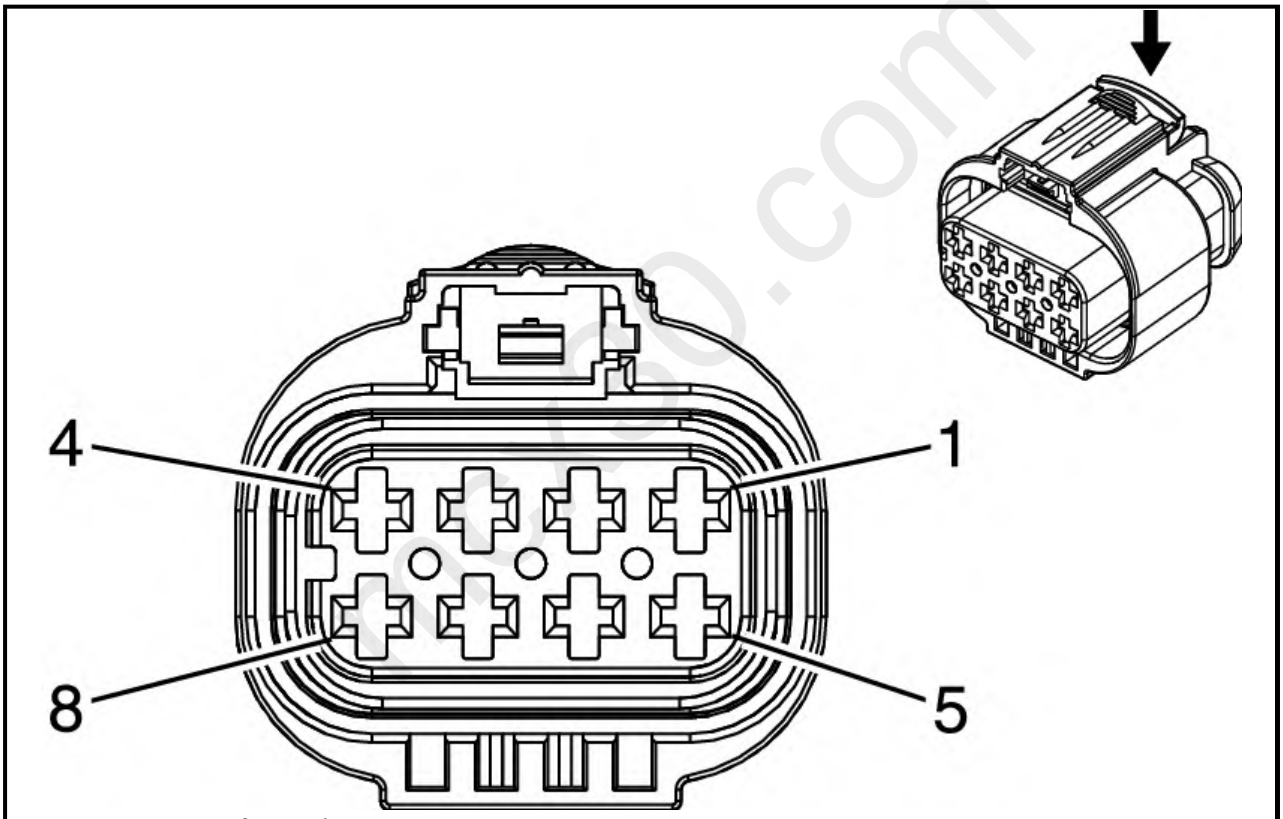

Connector Part Information

- Harness Type: Body
- OEM Connector: 13581768
- Service Connector: 19370092
- Description: 8-Way F 2.8 Series, Sealed (BK)

Terminal Part Information

Terminal Type ID	Terminated Lead	Diagnostic Test Probe	Terminal Removal Tool	Service Terminal	Tray Name	Core Crimp	Insulation Crimp
I	Not Required	J-35616-4A (PU)	No Tool Required	Not Required	Not Required	Not Required	Not Required

Pin	Size	Color	Circuit	Function	Terminal Type ID	Option
1	0.35	RD/VT	542	Battery Positive Voltage	I	-
2	0.5	WH	4499	High Speed GMLAN Serial Data (-) 7	I	LH7+NDE
3	0.5	BU/BN	4498	High Speed GMLAN Serial Data (+) 7	I	LH7+NDE
4	2.5	BK	1950	Ground	I	-
5	0.35	VT/GN	4320	Selective Catalytic Reduction Power Module Wake-Up Signal	I	-
6 - 7	-	-	-	Not Occupied	-	-
8	3	BU	3921	DEF Heater Supply 1	I	NDE

K115 REDUCTANT CONTROL MODULE X2 (LH7)

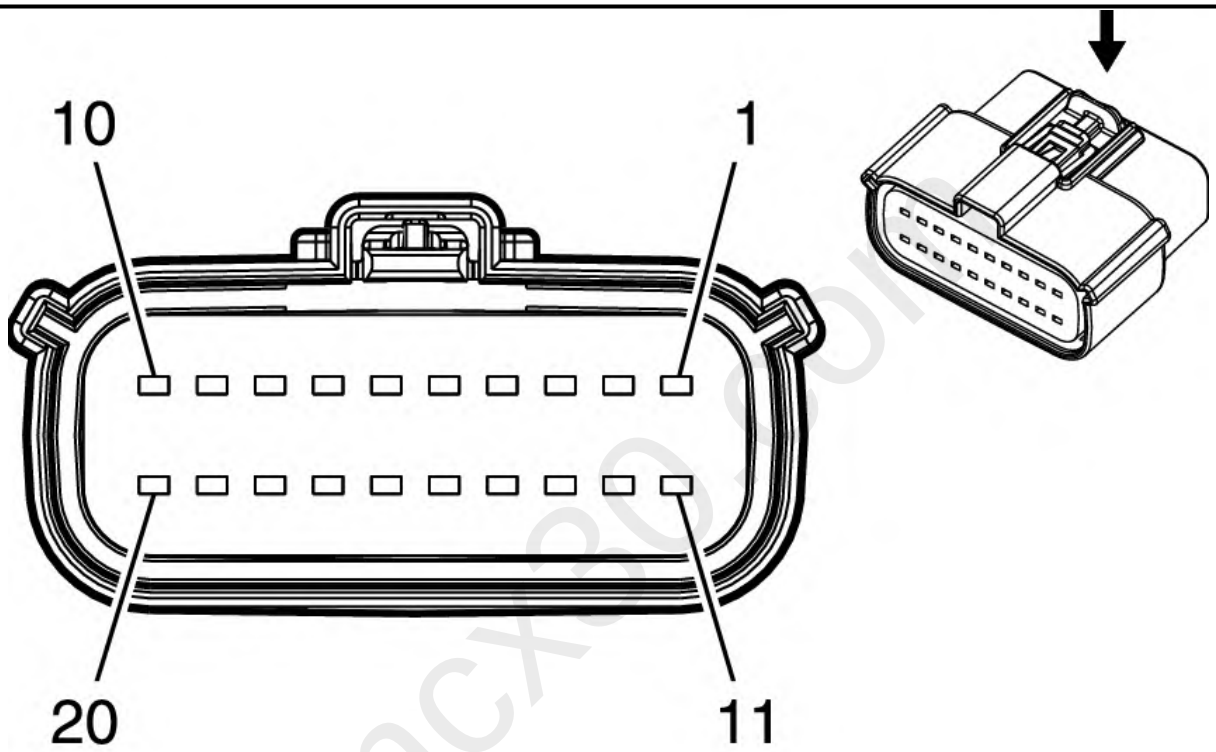

Connector Part Information

- Harness Type: Reductant Control Module
- OEM Connector: 33472-2006
- Service Connector: Service by Harness - See Part Catalog
- Description: 20-Way F 150 MX Series, Sealed (BK)

Terminal Part Information

Terminal Type ID	Terminated Lead	Diagnostic Test Probe	Terminal Removal Tool	Service Terminal	Tray Name	Core Crimp	Insulation Crimp
I	Not Required	No Tool Required	No Tool Required	Not Required	Not Required	Not Required	Not Required

Pin	Size	Color	Circuit	Function	Terminal Type ID	Option
1	1	BK	9015	Pump Phase C	I	-
2	1	YE/GY	9008	Pump Phase B	I	-
3	1	GY/WH	9007	Pump Phase A	I	-
4	1	BK/WH	9010	Tank Heater Ground	I	-

Pin	Size	Color	Circuit	Function	Terminal Type ID	Option
5	1	BK	9014	Pump Ground	I	-
6	0.5	BK	9032	Sensor Ground	I	-
7	1	GY/WH	9017	Line Heater Ground	I	-
8	-	-	-	Not Occupied	-	-
9	0.5	BK/WH	9001	Temperature Sensor Signal	I	-
10	0.5	BK	9002	Temperature Sensor Ground	I	-
11	1	GY/WH	9009	Tank Heater Supply	I	-
12	0.5	BK	9005	Pressure Sensor Supply	I	-
13	0.5	BK	9004	Pressure Sensor Signal	I	-
14	0.5	BK/WH	9003	Pressure Sensor Ground	I	-
15	0.5	BK	9012	Level Sensor Supply	I	-
16	0.5	BK	9013	Level Sensor Signal	I	-
17	1	BK/WH	9006	Level Sensor Ground	I	-
18	0.5	WH	9031	Sensor Signal	I	-
19	0.5	BK/WH	9030	Sensor Supply	I	-
20	1	BK/WH	9016	Line Heater Ground	I	-

K157 VIDEO PROCESSING CONTROL MODULE X1 (UVH)

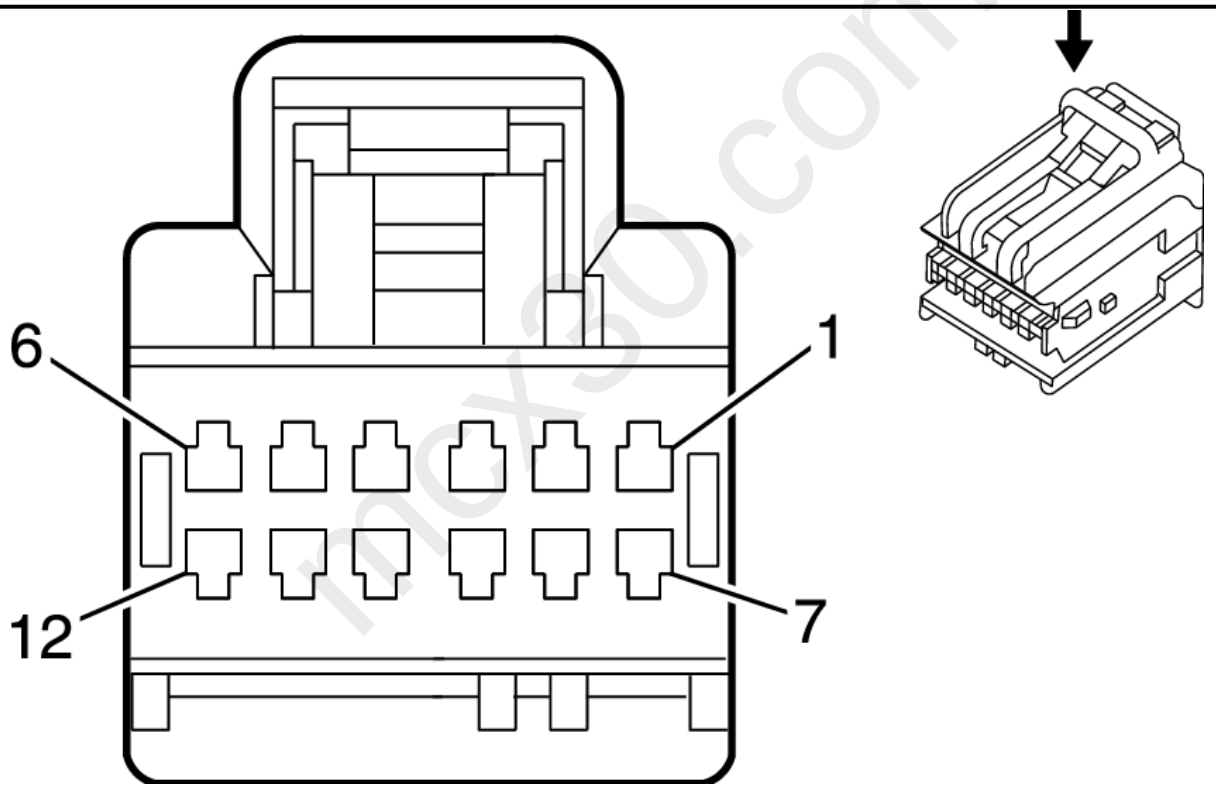

Connector Part Information

- Harness Type: Body
- OEM Connector: 31410-1120
- Service Connector: 89047364
- Description: 12-Way F 0.64 Series, Sealed (BK)

Terminal Part Information

Terminal Type ID	Terminated Lead	Diagnostic Test Probe	Terminal Removal Tool	Service Terminal	Tray Name	Core Crimp	Insulation Crimp
I	13575742	J-35616-64B (LT BU)	J-38125-215A	Not Available	Not Available	Not Available	Not Available

Pin	Size	Color	Circuit	Function	Terminal Type ID	Option
1	0.35	RD/GN	2440	Battery Positive Voltage	I	UVH
2	-	-	-	Not Occupied	-	-
3	0.35	GY/GN	1102	Low Speed GMLAN Serial Data #2	I	UVH
4 - 5	-	-	-	Not Occupied	-	-
6	0.35	GY/YE	6972	Camera Signal 2 +	I	UVH
7	0.35	BK	1950	Ground	I	UVH
8	0.35	BK	1950	Ground	I	UVH
9 - 10	-	-	-	Not Occupied	-	-
11	0.35	BARE	6974	Camera Low Reference	I	UVH
12	0.35	WH/BU	6973	Camera Signal 2	I	UVH

K157 VIDEO PROCESSING CONTROL MODULE X2 (UVH)

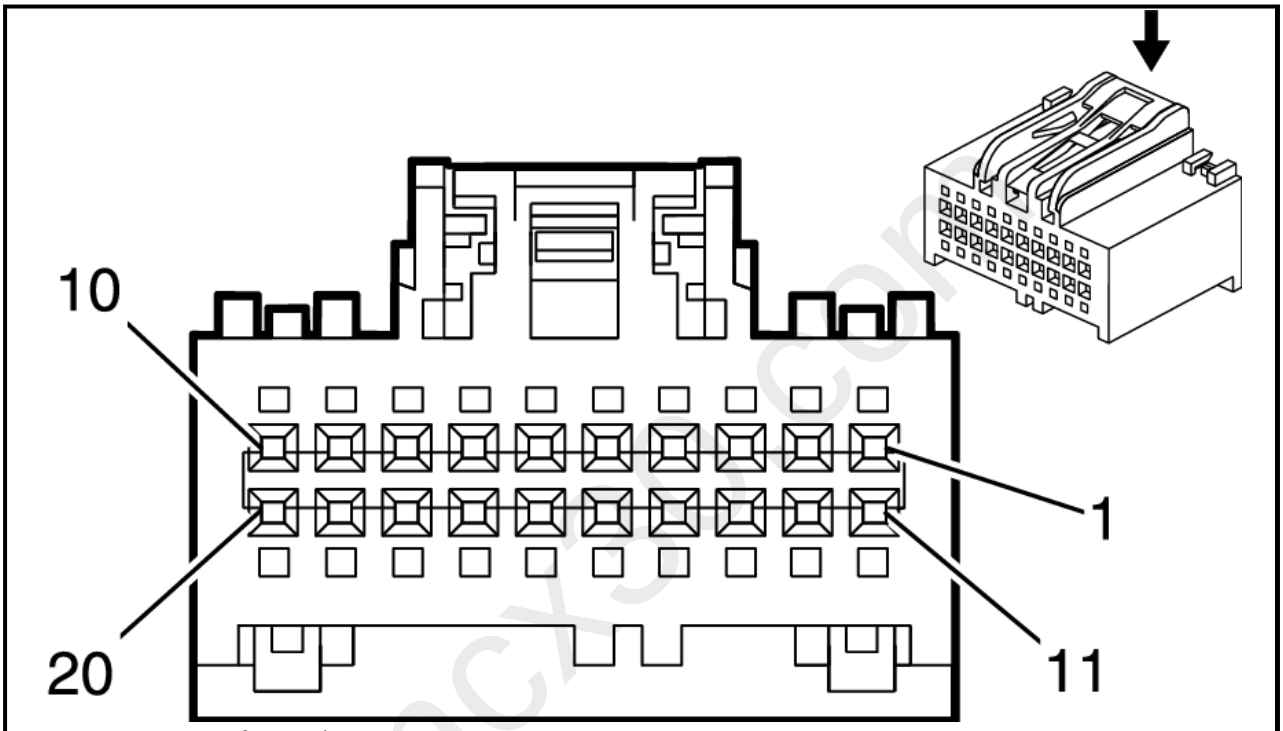

Connector Part Information

- Harness Type: Body
- OEM Connector: 31410-1200
- Service Connector: 15126711
- Description: 20-Way F 64 Series, Sealed (BK)

Terminal Part Information

Terminal Type ID	Terminated Lead	Diagnostic Test Probe	Terminal Removal Tool	Service Terminal	Tray Name	Core Crimp	Insulation Crimp
I	13575742	J-35616-64B (LT BU)	J-38125-215A	Not Available	Not Available	Not Available	Not Available

Pin	Size	Color	Circuit	Function	Terminal Type ID	Option
1	0.35	GY/YE	6972	Camera Signal 2 +	I	UVH
2	0.35	BK/WH	1351	Signal Ground	I	UVH
3	0.35	BK/YE	4670	Rear Camera Return	I	-
4	0.35	GY/YE	6972	Camera Signal 2 +	I	-

Pin	Size	Color	Circuit	Function	Terminal Type ID	Option
5	0.35	WH/GN	2628	Left Side Vision Camera Video Signal (+)	I	UVH
6	0.35	BK/GN	4664	Left Side Camera Return	I	UVH
7	0.35	BK/BU	4667	Right Side Camera Return	I	UVH
8	0.35	WH/BU	2627	Right Side Vision Camera Video Signal (+)	I	UVH
9 - 10	-	-	-	Not Occupied	-	-
11	0.35	WH/BU	6973	Camera Signal 2	I	UVH
12	0.35	GN/YE	6840	Auxiliary Device 2 Switched Voltage	I	UVH
13	0.35	VT/BN	4669	Rear Camera Control	I	-
14	0.35	WH/BU	6973	Camera Signal 2	I	-
15	0.35	GY/GN	2625	Left Side Vision Camera Video Signal (-)	I	UVH
16	0.35	VT/GN	4663	Left Side Camera Control	I	-
17	0.35	VT/BU	4666	Right Side Camera Control	I	UVH
18	0.35	GY/BU	2626	Right Side Vision Camera Video Signal (-)	I	UVH
19 - 20	-	-	-	Not Occupied	-	-

K157 VIDEO PROCESSING CONTROL MODULE X3 (UVH)

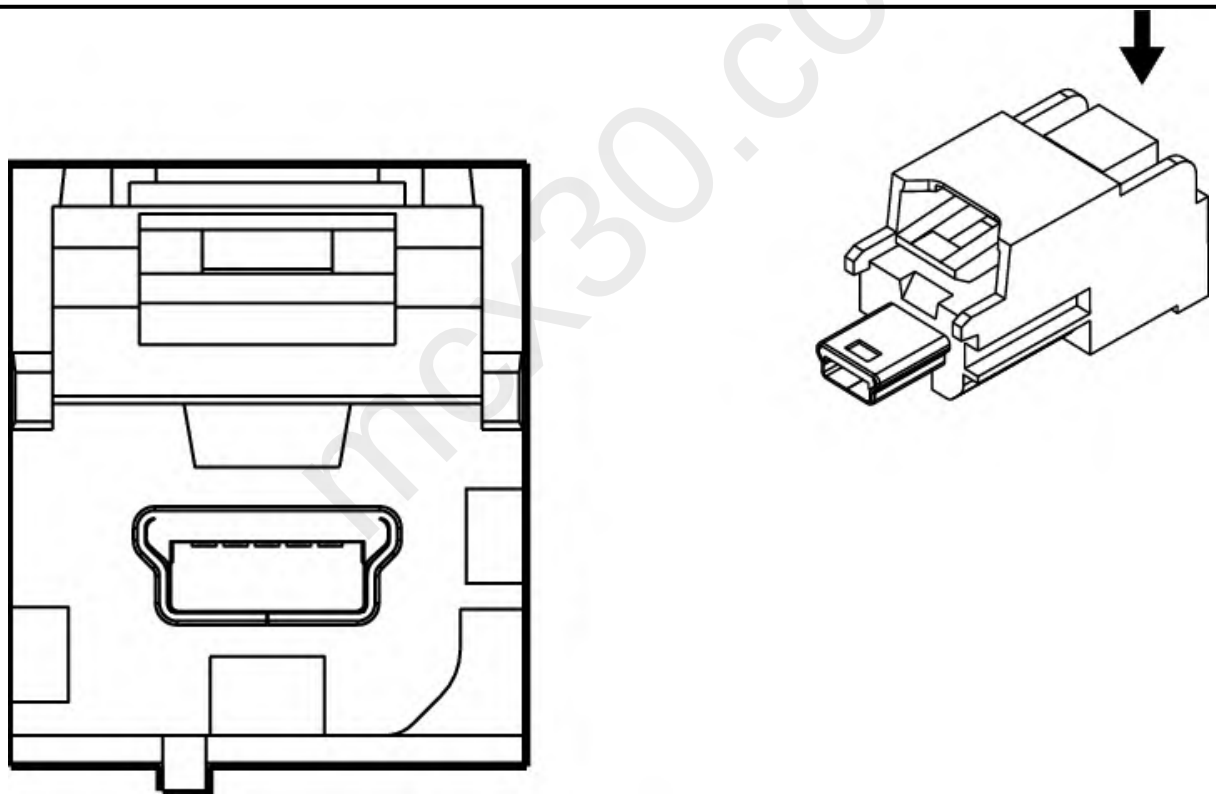

Connector Part Information

- Harness Type: Instrument Panel
- OEM Connector: 13584755
- Service Connector: Service by Cable Assembly - See Part Catalog
- Description: 5-Way M 2.0 Mini-B USB Type (GY)

Terminal Part Information

Terminal Type ID	Terminated Lead	Diagnostic Test Probe	Terminal Removal Tool	Service Terminal	Tray Name	Core Crimp	Insulation Crimp

Terminal Type ID	Terminated Lead	Diagnostic Test Probe	Terminal Removal Tool	Service Terminal	Tray Name	Core Crimp	Insulation Crimp
I	Not Required	No Tool Required	No Tool Required	Not Required	Not Required	Not Required	Not Required

Pin	Size	Color	Circuit	Function	Terminal Type ID	Option
-	-	USB	-	USB Serial Data	I	-

K171 HANDS-FREE LIFTGATE SENSOR CONTROL MODULE X1 (TC2)

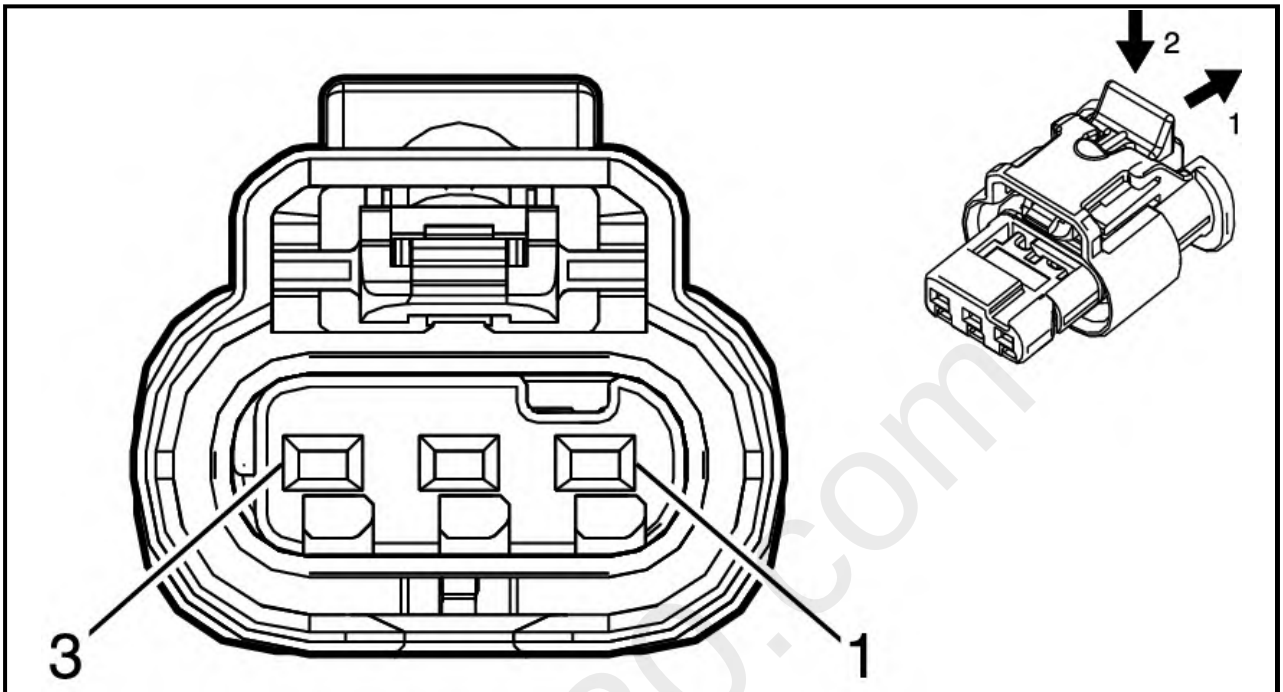

Connector Part Information

- Harness Type: Rear Fascia
- OEM Connector: 4-2272004-1
- Service Connector: Service by Harness - See Part Catalog
- Description: 3-Way F 1.2 MCP Series, Sealed (BN)

Terminal Part Information

Terminal Type ID	Terminated Lead	Diagnostic Test Probe	Terminal Removal Tool	Service Terminal	Tray Name	Core Crimp	Insulation Crimp
I	Not Required	J-35616-16 (LT GN)	No Tool Required	Not Required	Not Required	Not Required	Not Required

Pin	Size	Color	Circuit	Function	Terminal Type ID	Option
1	0.35	GN/BN	4118	Local Interconnect Network Serial Data Bus 18	I	TC2
2	0.5	RD/GN	2440	Battery Positive Voltage	I	TC2
3	0.5	BK	2550	Ground	I	-

K171 HANDS-FREE LIFTGATE SENSOR CONTROL MODULE X2 (TC2)

mcx30.com

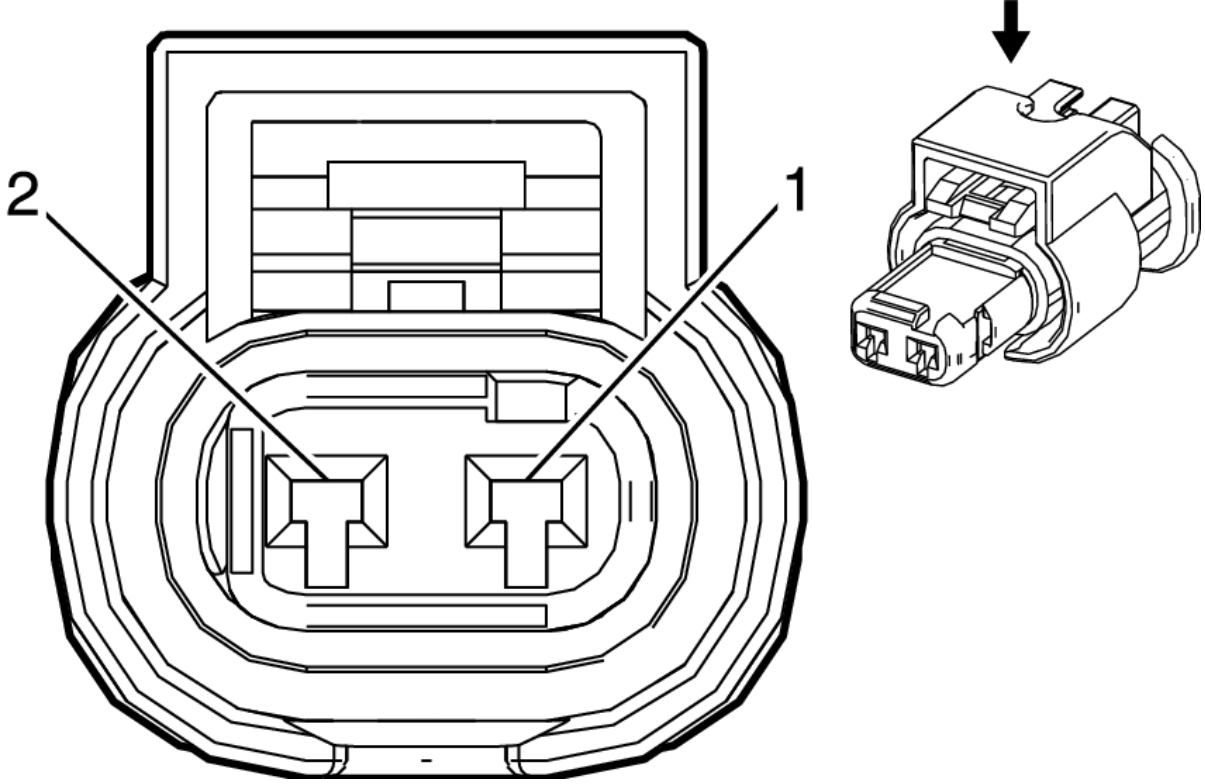

Connector Part Information

- Harness Type: Hands-Free Liftgate Sensor Control Module
- OEM Connector: 13586143
- Service Connector: Service by Harness - See Part Catalog
- Description: 2-Way F 1.2 MCP Series, Sealed (BK)

Terminal Part Information

Terminal Type ID	Terminated Lead	Diagnostic Test Probe	Terminal Removal Tool	Service Terminal	Tray Name	Core Crimp	Insulation Crimp
I	Not Required	No Tool Required	No Tool Required	Not Required	Not Required	Not Required	Not Required

Pin	Size	Color	Circuit	Function	Terminal Type ID	Option
1	0.5	GN/BN	4898	Hands Free Closure Release Sensor Signal 1	I	TC2
2	0.5	RD/GN	4897	Hands Free Closure Release Sensor Low Reference 1	I	TC2

K171 HANDS-FREE LIFTGATE SENSOR CONTROL MODULE X3 (TC2)

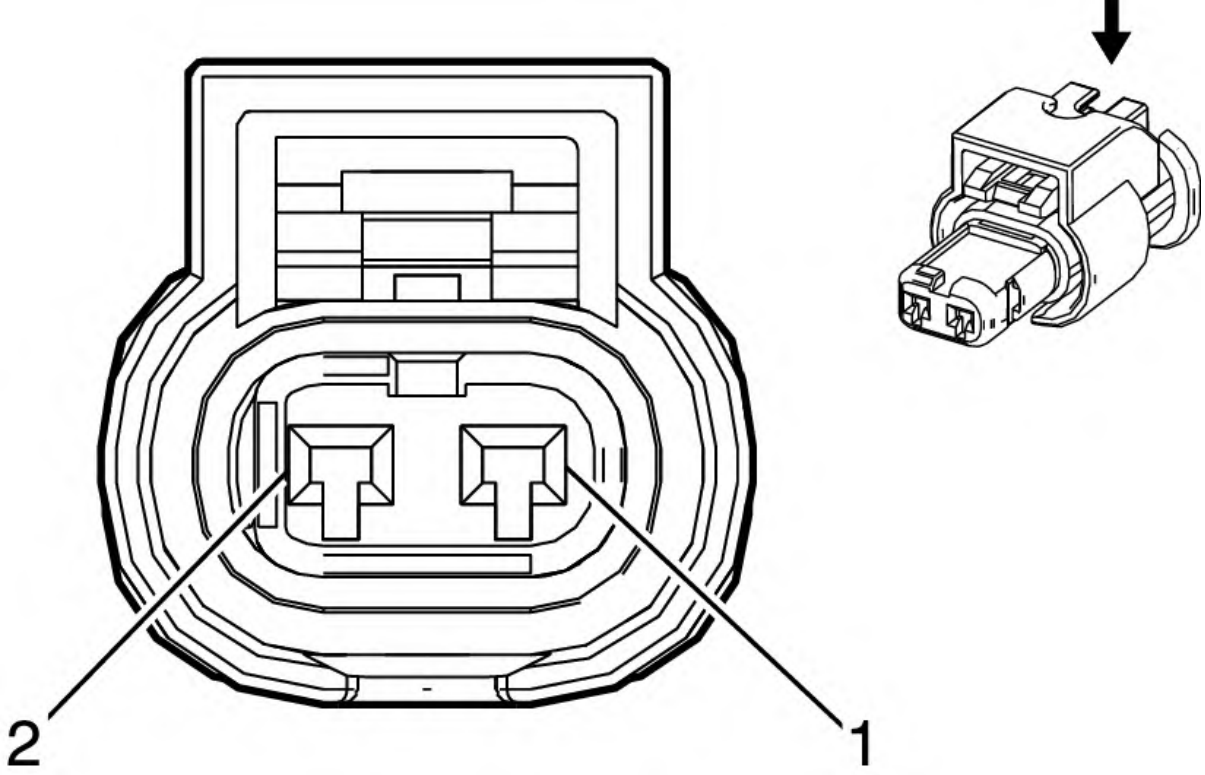

Connector Part Information

- Harness Type: Hands-Free Liftgate Sensor Control Module
- OEM Connector: 13586144
- Service Connector: Service by Harness - See Part Catalog
- Description: 2-Way F 1.2 MCP Series, Sealed (BK)

Terminal Part Information

Terminal Type ID	Terminated Lead	Diagnostic Test Probe	Terminal Removal Tool	Service Terminal	Tray Name	Core Crimp	Insulation Crimp
I	Not Required	No Tool Required	No Tool Required	Not Required	Not Required	Not Required	Not Required

Pin	Size	Color	Circuit	Function	Terminal Type ID	Option
1	0.5	GN/BN	4900	Hands Free Closure Release Sensor Signal 2	I	TC2
2	0.5	RD/GN	4899	Hands Free Closure Release Sensor Low Reference 2	I	TC2

K173 TRANSMISSION RANGE CONTROL MODULE (LH7+EPH)

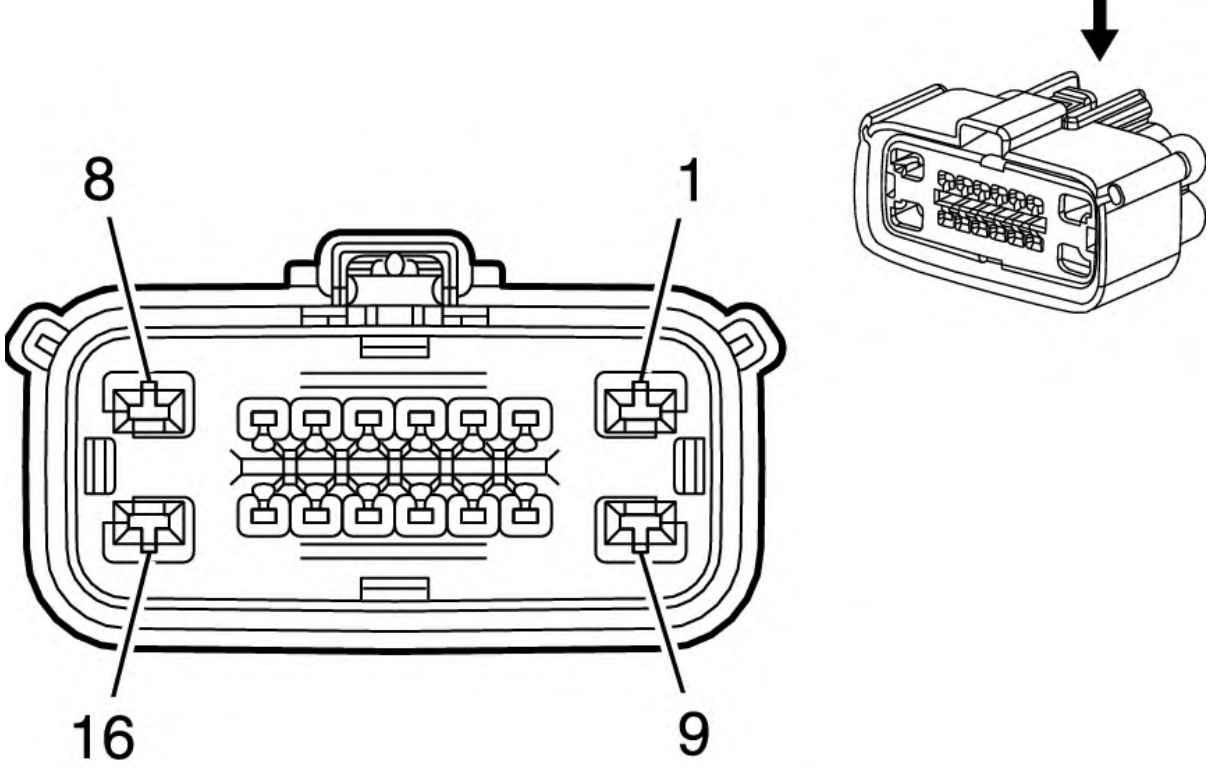

Connector Part Information

- Harness Type: Body
- OEM Connector: 13599854
- Service Connector: 19352906
- Description: 16-Way F 1.5, 2.8 Series, Sealed (BK)

Terminal Part Information

Terminal Type ID	Terminated Lead	Diagnostic Test Probe	Terminal Removal Tool	Service Terminal	Tray Name	Core Crimp	Insulation Crimp
I	13505803	J-35616-35 (VT)	J-38125-12A	Not Available	Not Available	Not Available	Not Available
II	13576377	J-35616-35 (VT)	J-38125-12A	1326030-8	Lear 17	A	4
III	13578813	J-35616-14 (GN)	J-38125-557	Not Available	Not Available	Not Available	Not Available
IV	19300432	J-35616-2A (GY)	J-38125-217	Not Available	Not Available	Not Available	Not Available

Pin	Size	Color	Circuit	Function	Terminal Type ID	Option
1	0.35	VT/BU	5293	Powertrain Main Relay Fused Supply 4	I	MHG+EPH
2	0.35	VT/WH	239	Run/Crank Ignition 1 Voltage	III	MHG+EPH
3	0.35	VT/YE	5985	Accessory Wakeup Serial Data	III	MHG+EPH
4	0.35	WH	2501	High Speed GMLAN Serial Data (-) 1	IV	EPH+LH7
5	0.35	BU	2500	High Speed GMLAN Serial Data (+) 1	IV	EPH+LH7
6	0.35	WH	7494	High Speed GMLAN Serial Data (-) 3	IV	EPH+LH7
7	0.35	BU/BK	7493	High Speed GMLAN Serial Data (+) 3	IV	EPH+LH7

Pin	Size	Color	Circuit	Function	Terminal Type ID	Option
8	1.5	BK	1450	Ground	II	MHG+EPH
9 - 10	-	-	-	Not Occupied	-	-
11	0.35	GN/VT	4621	Local Interconnect Network Serial Data Bus 21	IV	MHG+EPH
12	0.35 0.35	WH WH	2501 2501	High Speed GMLAN Serial Data (-) 1 High Speed GMLAN Serial Data (-) 1	IV IV	EPH+LH7+UEU/UHX EPH+LH7-UEU-UHX
13	0.35 0.35	BU BU	2500 2500	High Speed GMLAN Serial Data (+) 1 High Speed GMLAN Serial Data (+) 1	IV IV	EPH+LH7+UEU/UHX EPH+LH7-UEU-UHX
14	0.35	WH	7494	High Speed GMLAN Serial Data (-) 3	IV	EPH+LH7
15	0.35	BU/BK	7493	High Speed GMLAN Serial Data (+) 3	IV	EPH+LH7
16	1.5	RD/GY	2140	Battery Positive Voltage	II	EPH+MHG

K182 PARKING ASSIST CONTROL MODULE X1 (UD5/UD7/UFQ)

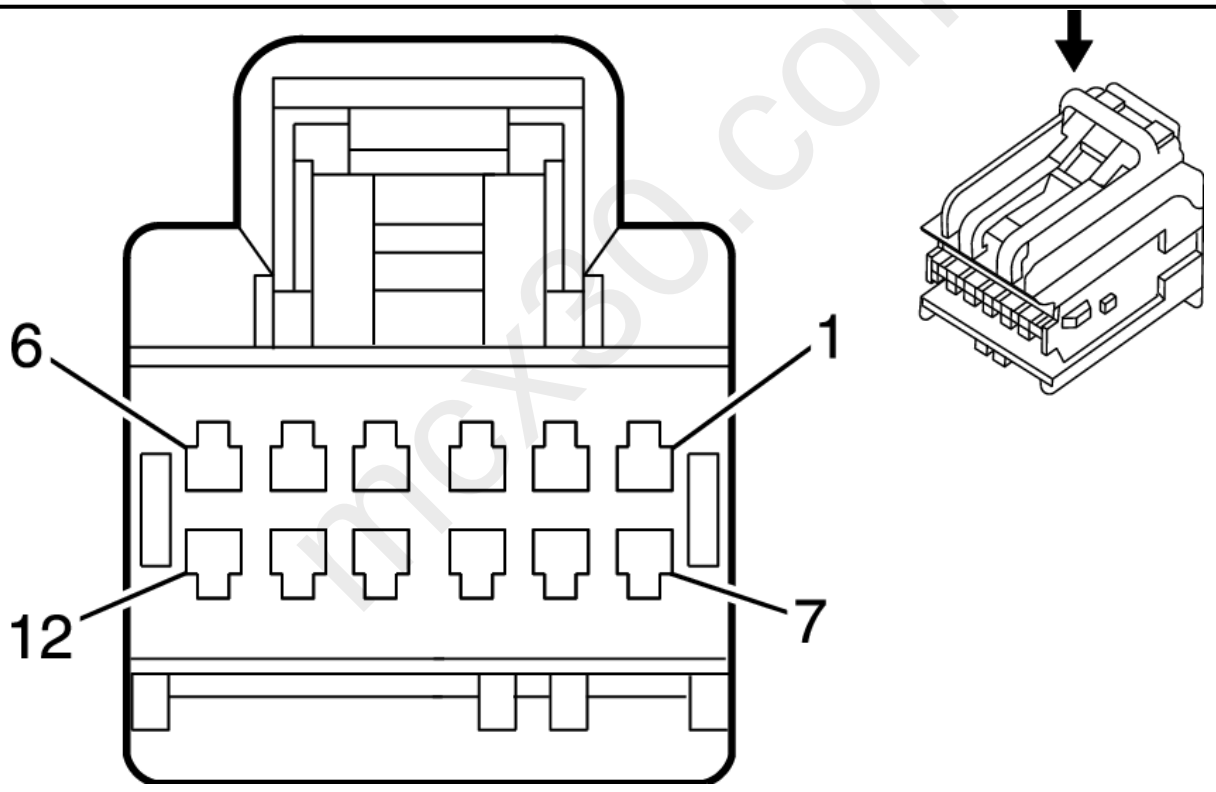

Connector Part Information

- Harness Type: Body
- OEM Connector: 31410-1120
- Service Connector: 89047364
- Description: 12-Way F 0.64 Series, Sealed (BK)

Terminal Part Information

Terminal Type ID	Terminated Lead	Diagnostic Test Probe	Terminal Removal Tool	Service Terminal	Tray Name	Core Crimp	Insulation Crimp
I	13575742	J-35616-64B (LT BU)	J-38125-215A	Not Available	Not Available	Not Available	Not Available

mcx30.com

Terminal Type ID	Terminated Lead	Diagnostic Test Probe	Terminal Removal Tool	Service Terminal	Tray Name	Core Crimp	Insulation Crimp
II	13582297	J-35616-64B (LT BU)	J-38125-22	Not Available	Not Available	Not Available	Not Available

Pin	Size	Color	Circuit	Function	Terminal Type ID	Option
1	0.35	RD/YE	5040	Battery Positive Voltage	I	UD7/UD5/UFQ
2	-	-	-	Not Occupied	-	-
3	0.35	GN/BN	5852	Rear Park Assist LED Disable Signal	I	UD5/UFQ
4	-	-	-	Not Occupied	-	-
5	0.35	BU/YE	6105	High Speed GMLAN Serial Data (+) 2	I	-
6	0.35	BU/YE	6105	High Speed GMLAN Serial Data (+) 2	I	UFQ
7	0.35	BK	2350	Ground	I	UD5/UD7/UFQ
8	0.13	GY/GN	2555	Rear Park Assist Disable Signal	I	UD5/UFQ
9	0.35	GN	5060	Low Speed GMLAN Serial Data	I	UD5/UD7/UFQ
10	0.13	BU/BN	3161	Parallel Park Assist Disable Switch Signal	II	UFQ
11	0.35	WH	6106	High Speed GMLAN Serial Data (-) 2	I	UFQ
12	0.35	WH	6106	High Speed GMLAN Serial Data (-) 2	I	-

K182 PARKING ASSIST CONTROL MODULE X2 (UD5/UD7/UFQ)

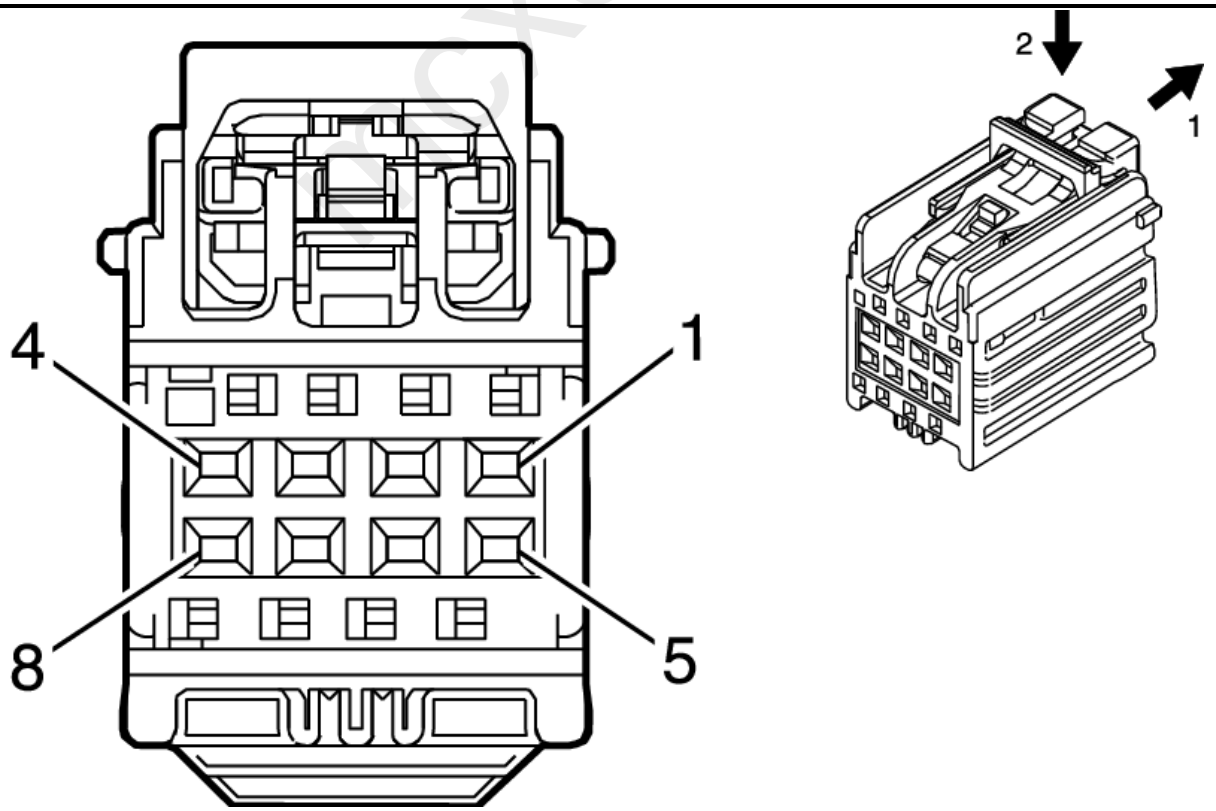

Connector Part Information

- Harness Type: Body
- OEM Connector: 13593893
- Service Connector: 19355209

- Description: 8-Way F YESC Kaizen Series (GY)

Terminal Part Information

Terminal Type ID	Terminated Lead	Diagnostic Test Probe	Terminal Removal Tool	Service Terminal	Tray Name	Core Crimp	Insulation Crimp
I	Not Required	J-35616-64B (LT BU)	No Tool Required	Not Required	Not Required	Not Required	Not Required

Pin	Size	Color	Circuit	Function	Terminal Type ID	Option
1	0.35	YE	2375	Left Rear Corner Object Sensor Signal	I	UD5/UD7/UFQ
2	-	-	-	Not Occupied	-	-
3	0.35	YE/BU	2376	Left Rear Middle Object Sensor Signal	I	UD5/UD7/UFQ
4	0.35	BN/WH	2374	Object Sensor Control	I	UD5/UD7/UFQ
5	0.35	YE/VT	2378	Right Rear Corner Object Sensor Signal	I	-
6	-	-	-	Not Occupied	-	-
7	0.35	YE/WH	2377	Right Rear Middle Object Sensor Signal	I	UD5/UD7/UFQ
8	0.35	BK/GY	2379	Object Sensor Low Reference	I	UD5/UD7/UFQ

K182 PARKING ASSIST CONTROL MODULE X3 (UD5/UFQ)

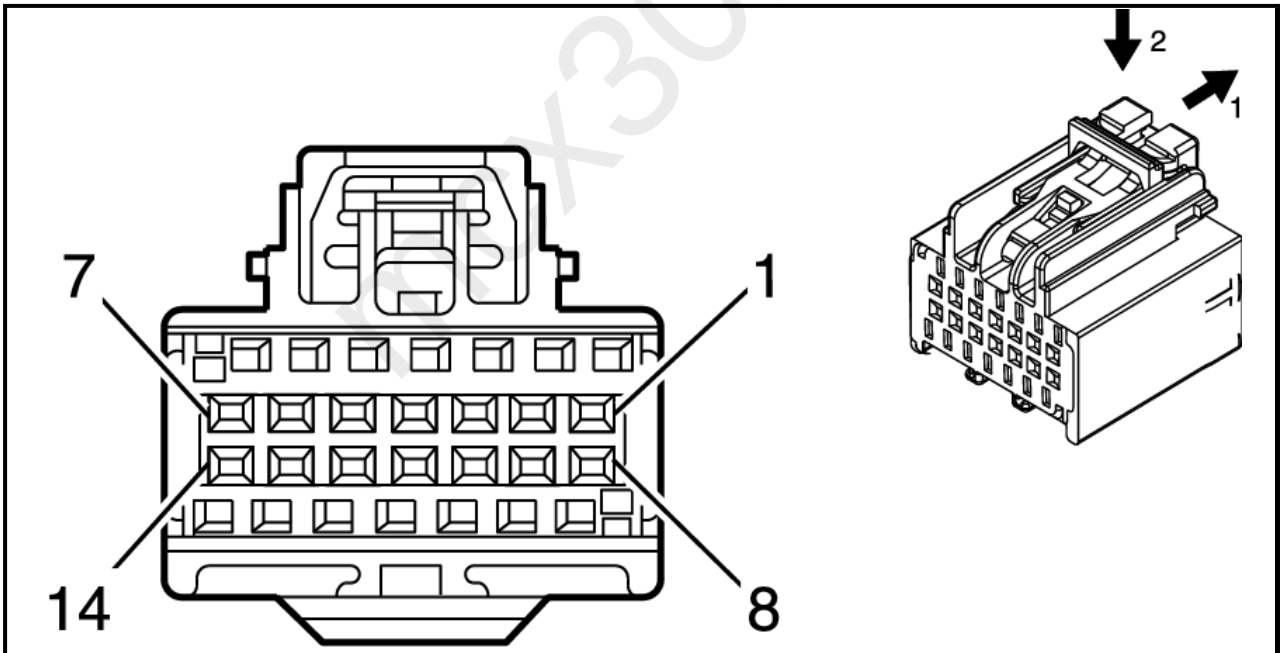

Connector Part Information

- Harness Type: Body
- OEM Connector: 13593897
- Service Connector: 19354933
- Description: 14-Way F 0.64 Kaizen Series (BU)

Terminal Part Information

Terminal Type ID	Terminated Lead	Diagnostic Test Probe	Terminal Removal Tool	Service Terminal	Tray Name	Core Crimp	Insulation Crimp

Terminal Type ID	Terminated Lead	Diagnostic Test Probe	Terminal Removal Tool	Service Terminal	Tray Name	Core Crimp	Insulation Crimp
I	13575742	J-35616-64B (LT BU)	J-38125-215A	Not Available	Not Available	Not Available	Not Available

Pin	Size	Color	Circuit	Function	Terminal Type ID	Option
1	0.35	YE/VT	5213	Front Parking Left/Right/Mid Sensor	I	-
2	-	-	-	Not Occupied	-	-
3	0.35	GY	3154	Left Front Supplemental Object Sensor Signal	I	UFQ
4	0.35	VT/WH	5215	Front Parking Left Corner Sensor	I	-
5	0.35	YE/GY	5216	Front Parking Left Mid Sensor	I	UD5/UFQ
6 - 7	-	-	-	Not Occupied	-	-
8	0.35	BK/BU	5214	Front Parking Sensor Low Reference	I	UD5/UFQ
9	-	-	-	Not Occupied	-	-
10	0.35	GN	3155	Right Front Supplemental Object Sensor Signal	I	UFQ
11	0.35	WH/GY	5217	Front Parking Right Corner Sensor	I	UD5/UFQ
12	0.35	VT/GY	5218	Front Parking Right Mid Sensor	I	-
13 - 14	-	-	-	Not Occupied	-	-

K188 HUMAN MACHINE INTERFACE CONTROL MODULE BYPASS MODULE X1 (IO5/IO6+MAH/MBC)

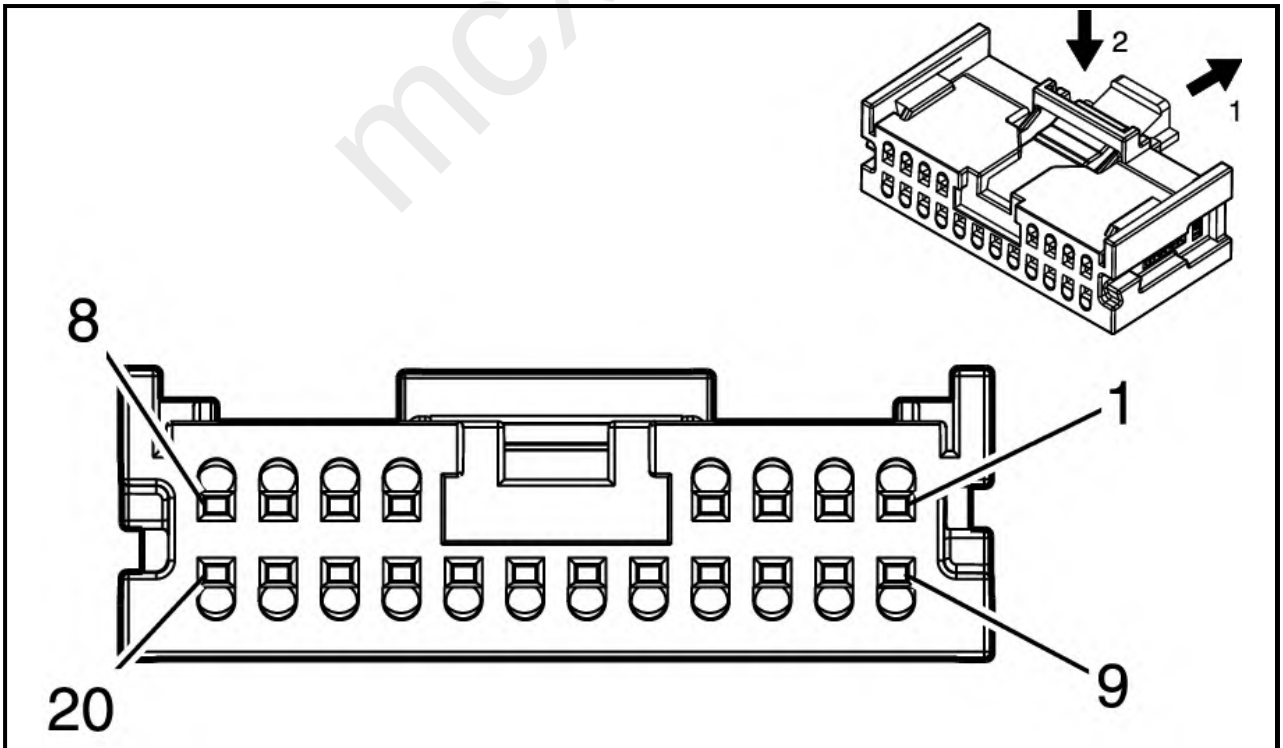

Connector Part Information

- Harness Type: Instrument Panel
- OEM Connector: 13596105
- Service Connector: 13596105

mcx30.com

- Description: 20-Way F Mini 50 Series (BK)

Terminal Part Information

Terminal Type ID	Terminated Lead	Diagnostic Test Probe	Terminal Removal Tool	Service Terminal	Tray Name	Core Crimp	Insulation Crimp
I	19333221	EL-35616-58 (BK)	J-38125-553	Not Available	Not Available	Not Available	Not Available

Pin	Size	Color	Circuit	Function	Terminal Type ID	Option
1	0.35	RD/BU	2540	Battery Positive Voltage	I	IO5/IO6+MAH/MBC
2	0.35	GY/VT	755	RAP Relay Coil Control	I	IO5/IO6+MAH/MBC
3	0.35	GN/WH	7527	Local Interconnect Network Serial Data Bus 5	I	IO5/IO6+MAH/MBC
4	-	-	-	Not Occupied	-	-
5	0.35	BK	1750	Ground	I	IO5/IO6+MAH/MBC
6	0.35	GY/YE	6972	Camera Signal 2 +	I	-
7	-	-	-	Not Occupied	-	-
8	0.35	GY/YE	6972	Camera Signal 2 +	I	IO5/IO6+MAH/MBC
9	0.35	GN/WH	1324	Backup Lamp Control	I	IO5/IO6+MAH/MBC
10 - 17	-	-	-	Not Occupied	-	-
18	0.35	WH/BU	6973	Camera Signal 2	I	-
19	0.35	BARE	6974	Camera Low Reference	I	IO5/IO6+MAH/MBC
20	0.35	WH/BU	6973	Camera Signal 2	I	IO5/IO6+MAH/MBC

K188 HUMAN MACHINE INTERFACE CONTROL MODULE BYPASS MODULE X2 (IO5/IO6+MAH/MBC)

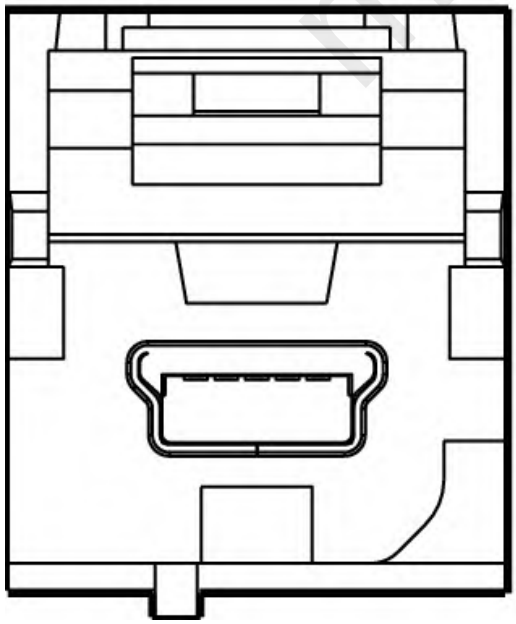

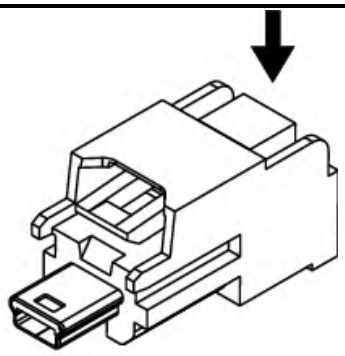

Connector Part Information

- Harness Type: Instrument Panel LVDS
- OEM Connector: 1-1438912-0
- Service Connector: Service by Cable Assembly - See Part Catalog

mcx30.com

- Description: 5-Way M 2.0 Mini-B USB Type (BN)

Terminal Part Information

Terminal Type ID	Terminated Lead	Diagnostic Test Probe	Terminal Removal Tool	Service Terminal	Tray Name	Core Crimp	Insulation Crimp
I	Not Required	No Tool Required	No Tool Required	Not Required	Not Required	Not Required	Not Required

Pin	Size	Color	Circuit	Function	Terminal Type ID	Option
-	-	LVDS	-	Navigation Display Signal	I	-

K188 HUMAN MACHINE INTERFACE CONTROL MODULE BYPASS MODULE X3 (IO5/IO6+MAH/MBC)

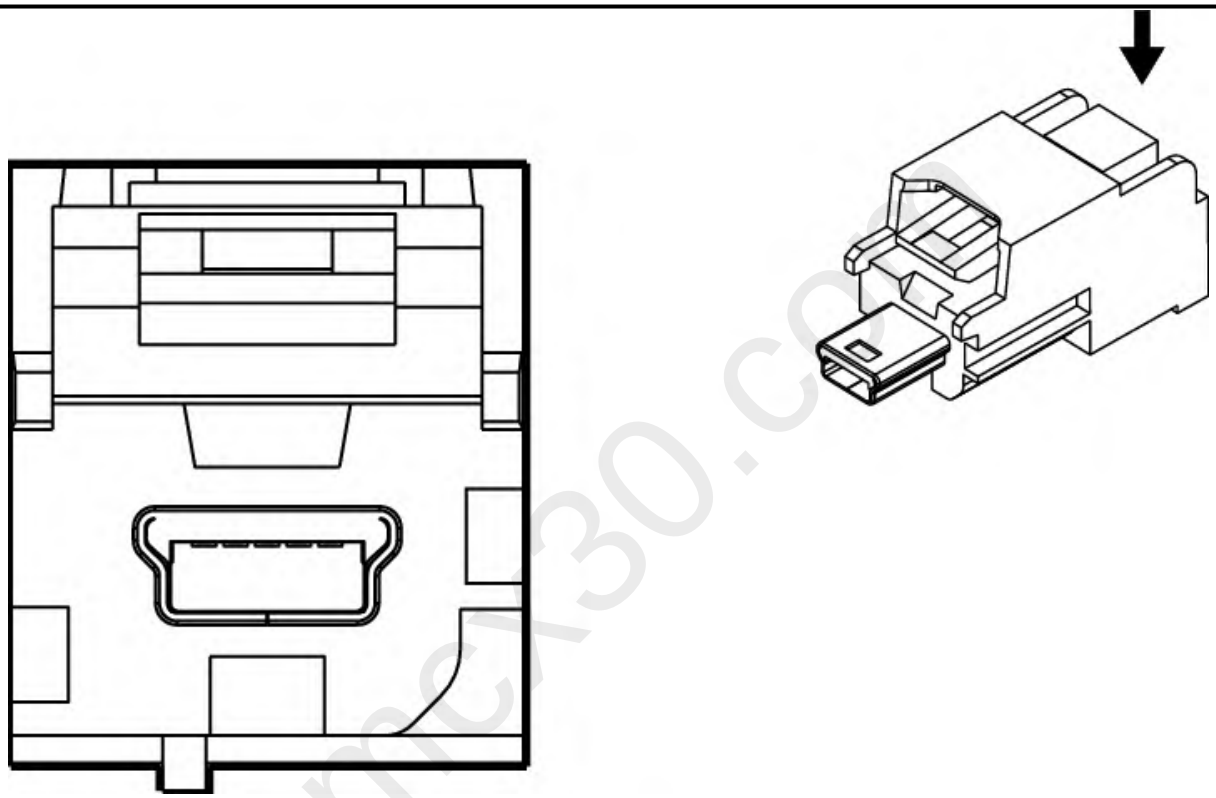

Connector Part Information

- Harness Type: Instrument Panel USB
- OEM Connector: 13584755
- Service Connector: Service by Cable Assembly - See Part Catalog
- Description: 5-Way M 2.0 Mini-B USB Type (GY)

Terminal Part Information

Terminal Type ID	Terminated Lead	Diagnostic Test Probe	Terminal Removal Tool	Service Terminal	Tray Name	Core Crimp	Insulation Crimp
I	Not Required	No Tool Required	No Tool Required	Not Required	Not Required	Not Required	Not Required

Pin	Size	Color	Circuit	Function	Terminal Type ID	Option
-	-	USB	-	USB Serial Data	I	-

M6 AIR TEMPERATURE DOOR ACTUATOR (C67)

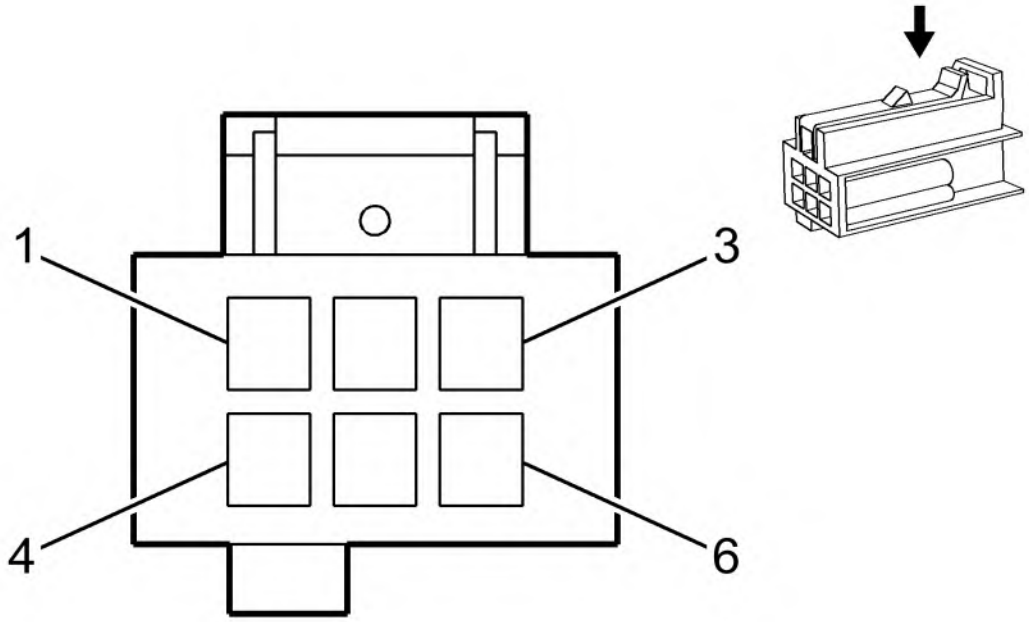

Connector Part Information

- Harness Type: HVAC
- OEM Connector: 15338980
- Service Connector: Service by Harness - See Part Catalog
- Description: 6-Way F 0.64 Micro-Quadlock Series (BK)

Terminal Part Information

Terminal Type ID	Terminated Lead	Diagnostic Test Probe	Terminal Removal Tool	Service Terminal	Tray Name	Core Crimp	Insulation Crimp
I	Not Required	No Tool Required	No Tool Required	Not Required	Not Required	Not Required	Not Required

Pin	Size	Color	Circuit	Function	Terminal Type ID	Option
1	0.35	GN	3169	Temp Door Stepper Motor Control 1	I	-
2	0.75	OG	7572	HVAC Motor Control	I	-
3	0.35	WH/PK	3170	Temp Door Stepper Motor Control 2	I	-
4	0.35	GY/RD	3171	Temp Door Stepper Motor Control 3	I	-
5	-	-	-	Not Occupied	-	-
6	0.35	RD/BK	3172	Temp Door Stepper Motor Control 4	I	-

M6L AIR TEMPERATURE DOOR ACTUATOR - LEFT (CJ2/C4P)

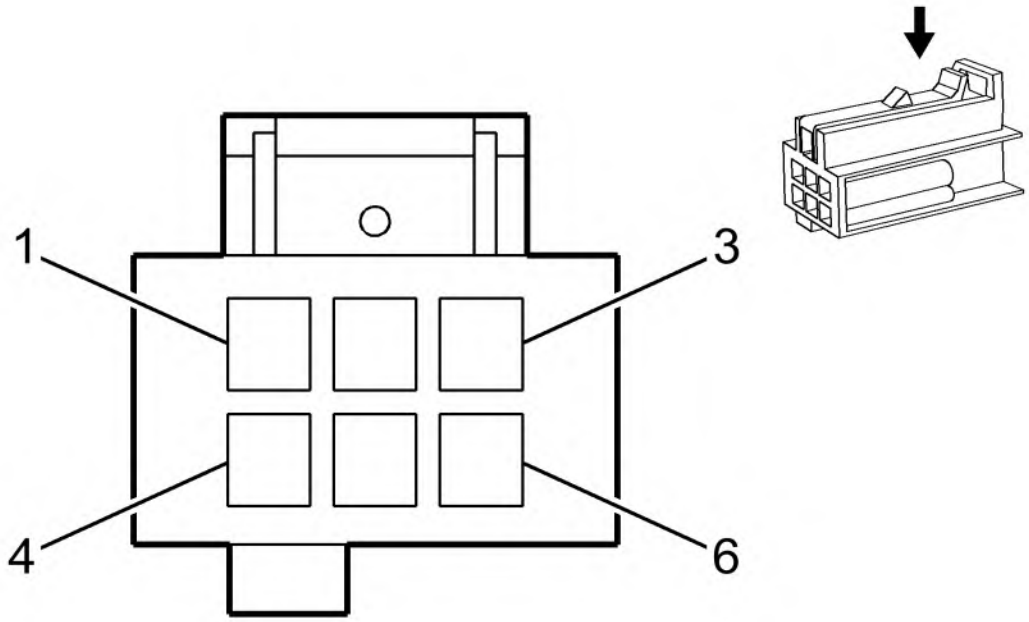

Connector Part Information

- Harness Type: HVAC
- OEM Connector: 15338980
- Service Connector: Service by Harness - See Part Catalog
- Description: 6-Way F 0.64 Micro-Quadlock Series (BK)

Terminal Part Information

Terminal Type ID	Terminated Lead	Diagnostic Test Probe	Terminal Removal Tool	Service Terminal	Tray Name	Core Crimp	Insulation Crimp
I	Not Required	No Tool Required	No Tool Required	Not Required	Not Required	Not Required	Not Required

Pin	Size	Color	Circuit	Function	Terminal Type ID	Option
1	0.35	GN	3169	Temp Door Stepper Motor Control 1	I	-
2	0.75	OG	7572	HVAC Motor Control	I	-
3	0.35	WH/PK	3170	Temp Door Stepper Motor Control 2	I	-
4	0.35	GY/RD	3171	Temp Door Stepper Motor Control 3	I	-
5	-	-	-	Not Occupied	-	-
6	0.35	RD/BK	3172	Temp Door Stepper Motor Control 4	I	-

M6R AIR TEMPERATURE DOOR ACTUATOR - RIGHT (CJ2)

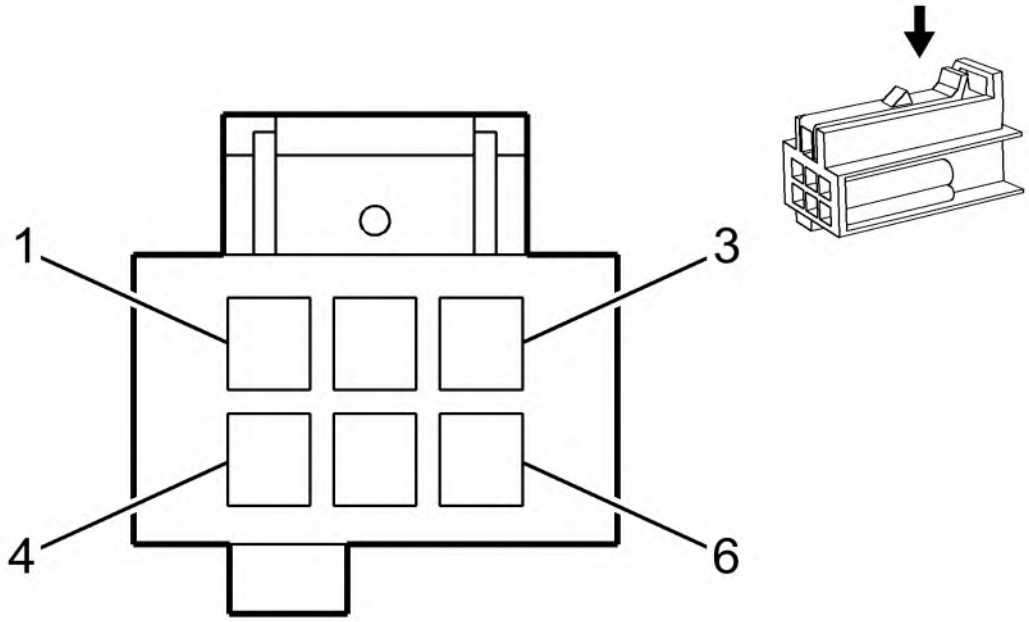

Connector Part Information

- Harness Type: HVAC
- OEM Connector: 15338980
- Service Connector: Service by Harness - See Part Catalog
- Description: 6-Way F 0.64 Micro-Quadlock Series (BK)

Terminal Part Information

Terminal Type ID	Terminated Lead	Diagnostic Test Probe	Terminal Removal Tool	Service Terminal	Tray Name	Core Crimp	Insulation Crimp
I	Not Required	No Tool Required	No Tool Required	Not Required	Not Required	Not Required	Not Required

Pin	Size	Color	Circuit	Function	Terminal Type ID	Option
1	0.35	WH	3181	Temp Door Stepper Motor Passenger Control 1	I	-
2	0.75	OG	7572	HVAC Motor Control	I	-
3	0.35	VT/BU	3182	Temp Door Stepper Motor Passenger Control 2	I	-
4	0.35	GY/WH	3183	Temp Door Stepper Motor Passenger Control 3	I	-
5	-	-	-	Not Occupied	-	-
6	0.35	YE/GN	3184	Temp Door Stepper Motor Passenger Control 4	I	-

M8 BLOWER MOTOR

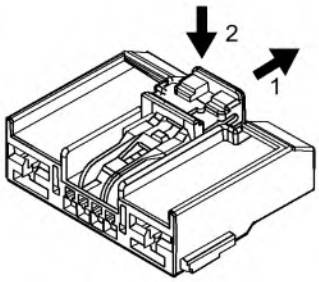

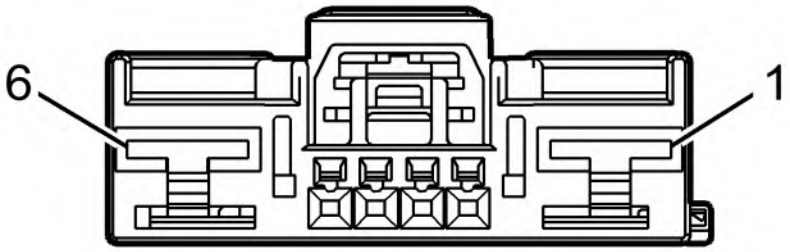

Connector Part Information

- Harness Type: Instrument Panel
- OEM Connector: 7289-7139-30
- Service Connector: 19356432
- Description: 6-Way F 0.64, 6.3 Series (BK)

Terminal Part Information

Terminal Type ID	Terminated Lead	Diagnostic Test Probe	Terminal Removal Tool	Service Terminal	Tray Name	Core Crimp	Insulation Crimp
I	Not Required	J-35616-42 (RD)	No Tool Required	Not Required	Not Required	Not Required	Not Required
II	Not Required	J-35616-64B (LT BU)	No Tool Required	Not Required	Not Required	Not Required	Not Required

Pin	Size	Color	Circuit	Function	Terminal Type ID	Option
1	4	RD/BU	840	Battery Positive Voltage	I	-
2	0.35	BU/GY	754	Blower Motor Speed Control	II	-
3 - 5	-	-	-	Not Occupied	-	-
6	4	BK	1750	Ground	I	-

M17 LIFTGATE MOTOR ASSEMBLY (TB5/TC2)

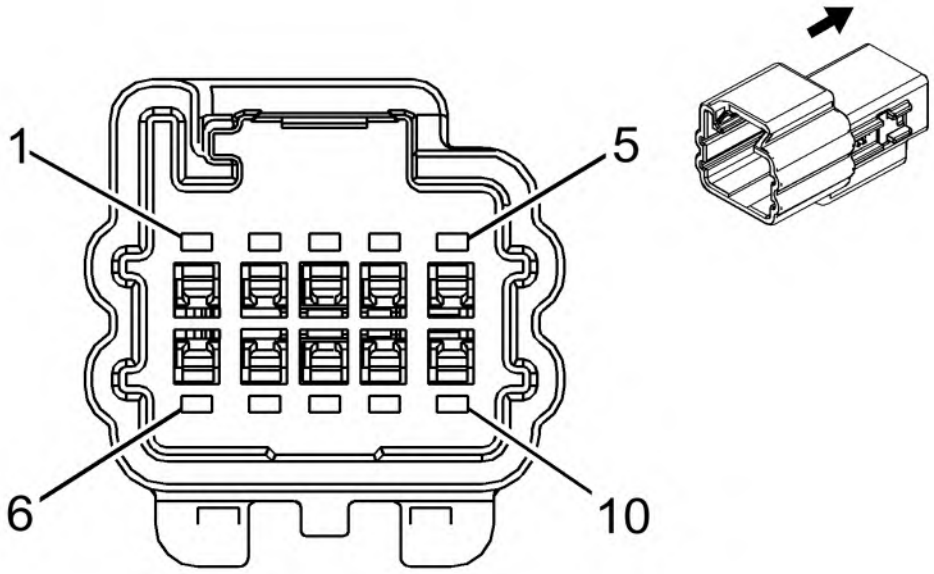

Connector Part Information

- Harness Type: Body
- OEM Connector: 13595576
- Service Connector: 13595576
- Description: 10-Way M 1.2 Series (BK)

Terminal Part Information

Terminal Type ID	Terminated Lead	Diagnostic Test Probe	Terminal Removal Tool	Service Terminal	Tray Name	Core Crimp	Insulation Crimp
I	19333325	J-35616-17 (LT GN)	J-38125-12A	Not Available	Not Available	Not Available	Not Available
II	19352074	J-35616-17 (LT GN)	J-38125-12A	Not Available	Not Available	Not Available	Not Available
III	19355426	J-35616-17 (LT GN)	J-38125-12A	Not Available	Not Available	Not Available	Not Available

Pin	Size	Color	Circuit	Function	Terminal Type ID	Option
1	1.5	WH	5798	Lift Gate Open/Close Motor Open Control	III	TB5/TC2
2	0.5	BN/RD	5803	Lift Gate Position Sensor 5V Reference	II	TB5/TC2
3	0.35	BK/GN	5804	Lift Gate Position Sensor Low Reference	I	TB5/TC2
4	0.35	BU/WH	5805	Lift Gate Position Sensor Signal 1	I	TB5/TC2
5	1.5	BN/WH	5799	Lift Gate Open/Close Motor Close Control	III	TB5/TC2
6	-	-	-	Not Occupied	-	-
7	0.35	BN/YE	5806	Lift Gate Position Sensor Signal 2	I	TB5/TC2
8 - 10	-	-	-	Not Occupied	-	-

M30 LIFTGATE LATCH (TB4)

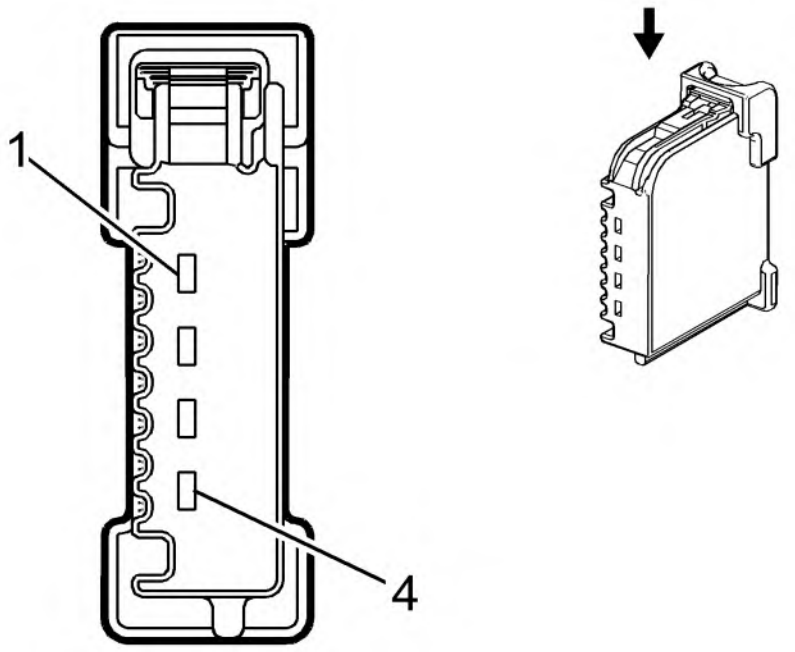

Connector Part Information

- Harness Type: Liftgate
- OEM Connector: 19115646
- Service Connector: Service by Harness - See Part Catalog
- Description: 4-Way F 1.5 Series (BK)

Terminal Part Information

Terminal Type ID	Terminated Lead	Diagnostic Test Probe	Terminal Removal Tool	Service Terminal	Tray Name	Core Crimp	Insulation Crimp
I	Not Required	J-35616-14 (GN)	No Tool Required	Not Required	Not Required	Not Required	Not Required

Pin	Size	Color	Circuit	Function	Terminal Type ID	Option
1	0.35	BK	2550	Ground	I	TB4
2	0.35	VT/GY	1303	Lift Gate Ajar Switch Signal 1	I	TB4
3	0.35	BU/WH	6128	Rear Closure Unlatch Motor Unlatch Control	I	TB4
4	-	-	-	Not Occupied	-	-

M32 DIFFERENTIAL CLUTCH PUMP (F48)

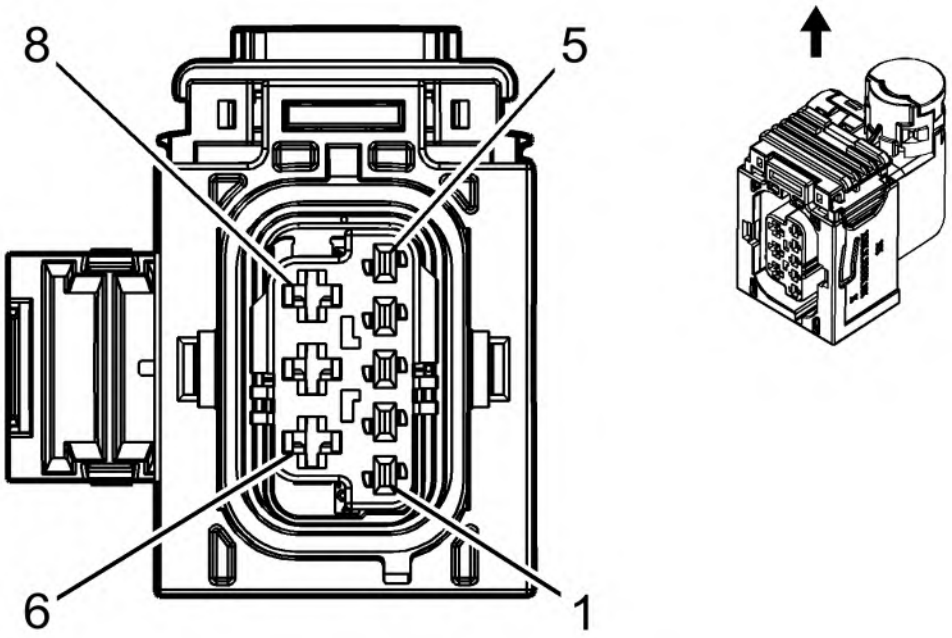

Connector Part Information

- Harness Type: Rear Differential
- OEM Connector: 13719694
- Service Connector: Service by Harness - See Part Catalog
- Description: 8-Way F 2.8 ATS, 1.5 CTS Series, Sealed

Terminal Part Information

Terminal Type ID	Terminated Lead	Diagnostic Test Probe	Terminal Removal Tool	Service Terminal	Tray Name	Core Crimp	Insulation Crimp
I	Not Required	Not Available	No Tool Required	Not Required	Not Required	Not Required	Not Required

Pin	Size	Color	Circuit	Function	Terminal Type ID	Option
1	0.5	VT/WH	908	Differential Clutch Pump Motor Hall-Effect Sensor Supply Voltage	I	-
2	0.5	BU/OG	906	Differential Clutch Pump Motor Hall-Effect Sensor Signal 2	I	-
3	0.5	BU	907	Differential Clutch Pump Motor Hall-Effect Sensor Signal 3	I	-
4	0.5	BU/WH	905	Differential Clutch Pump Motor Hall-Effect Sensor Signal 1	I	-
5	0.5 2.5	VT BK	904 2550	Differential Clutch Pump Motor Hall-Effect Sensor Low Reference Ground	I	- -
6	2.5	RD/WH	903	Differential Clutch Pump Motor U-Phase	I	-
7	2.5	RD	901	Differential Clutch Pump Motor W-Phase	I	-

Pin	Size	Color	Circuit	Function	Terminal Type ID	Option
8	2.5	RD/BK	902	Differential Clutch Pump Motor V-Phase	I	-

M35D WINDOW MOTOR MODULE - DRIVER

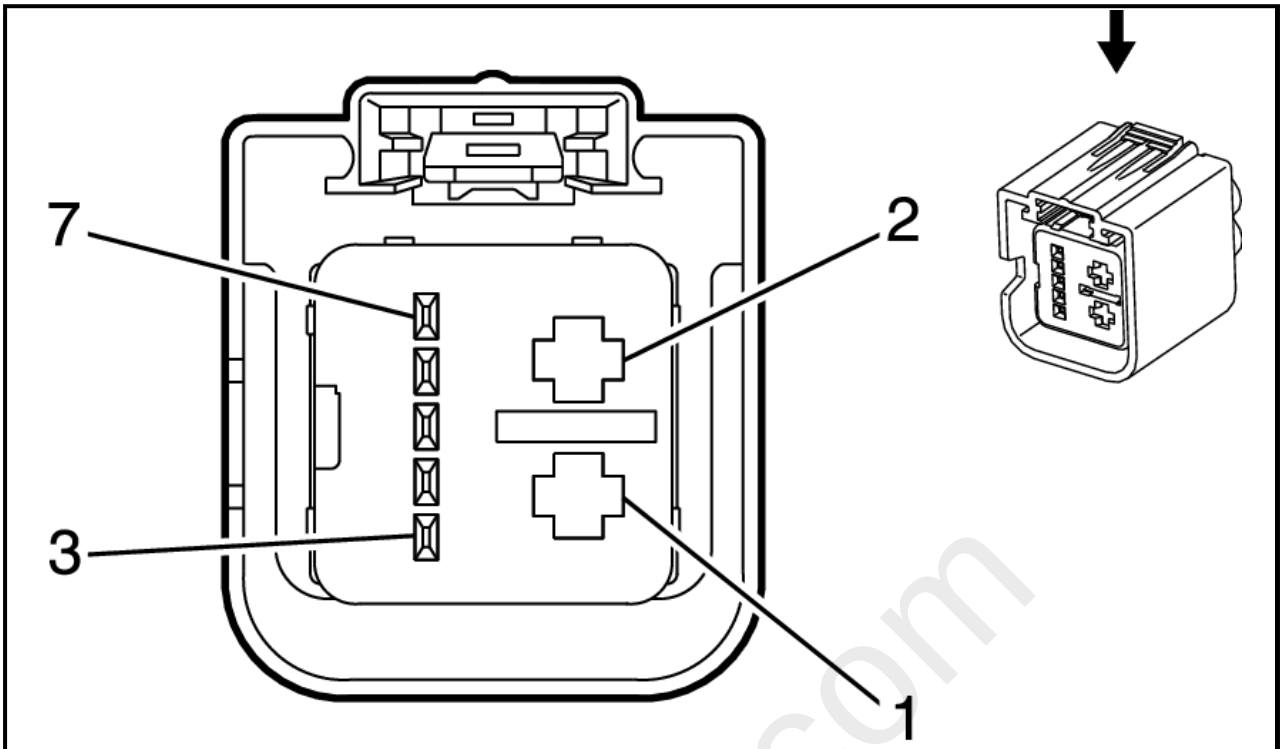

Connector Part Information

- Harness Type: Driver Door
- OEM Connector: 13590001
- Service Connector: Service by Harness - See Part Catalog
- Description: 7-Way F 0.64, 2.8 Kaizen Timer Series, Sealed (GY)

Terminal Part Information

Terminal Type ID	Terminated Lead	Diagnostic Test Probe	Terminal Removal Tool	Service Terminal	Tray Name	Core Crimp	Insulation Crimp
I	Not Required	J-35616-4A (PU)	No Tool Required	Not Required	Not Required	Not Required	Not Required
II	Not Required	J-35616-64B (LT BU)	No Tool Required	Not Required	Not Required	Not Required	Not Required

Pin	Size	Color	Circuit	Function	Terminal Type ID	Option
1	2.5	BK	1550	Ground	I	AXG
2	2.5	RD/BN	3640	Battery Positive Voltage	I	AXG
3	0.35	GN/WH	3379	Power Window Switch Driver Up Signal	II	AXG
4	0.35	GN/YE	6134	Local Interconnect Network Serial Data Bus 3	II	AXG
5	0.35	GN	3381	Power Window Switch Driver Express Signal	II	AXG
6	0.35	GY	745	Left Front Door Ajar Switch Signal	II	AXG

mcx30.com

Pin	Size	Color	Circuit	Function	Terminal Type ID	Option
7	0.35	GY	3380	Power Window Switch Driver Down Signal	II	AXG

M37 MODE DOOR ACTUATOR

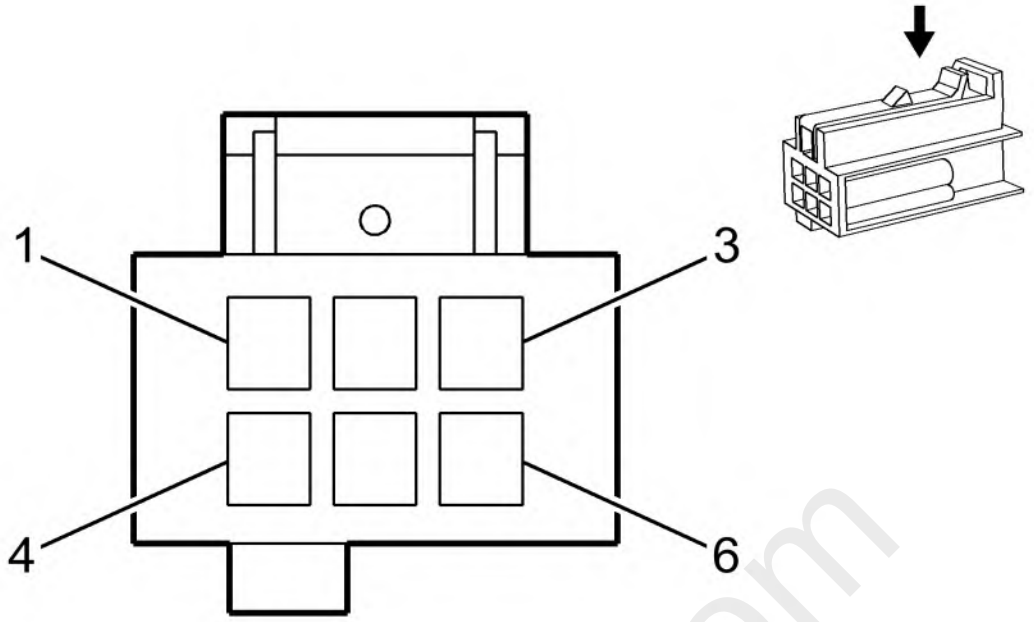

Connector Part Information

- Harness Type: HVAC
- OEM Connector: 15338980
- Service Connector: Service by Harness - See Part Catalog
- Description: 6-Way F 0.64 Micro-Quadlock Series (BK)

Terminal Part Information

Terminal Type ID	Terminated Lead	Diagnostic Test Probe	Terminal Removal Tool	Service Terminal	Tray Name	Core Crimp	Insulation Crimp
I	Not Required	No Tool Required	No Tool Required	Not Required	Not Required	Not Required	Not Required

Pin	Size	Color	Circuit	Function	Terminal Type ID	Option
1	0.35	YE	3165	Mode Door Stepper Motor Control 1	I	-
2	0.75	OG	7572	HVAC Motor Control	I	-
3	0.35	WH/RD	3166	Mode Door Stepper Motor Control 2	I	-
4	0.35	GY/BN	3167	Mode Door Stepper Motor Control 3	I	-
5	-	-	-	Not Occupied	-	-
6	0.35	GN/WH	3168	Mode Door Stepper Motor Control 4	I	-

M45 REAR WIPER MOTOR

mcx30.com

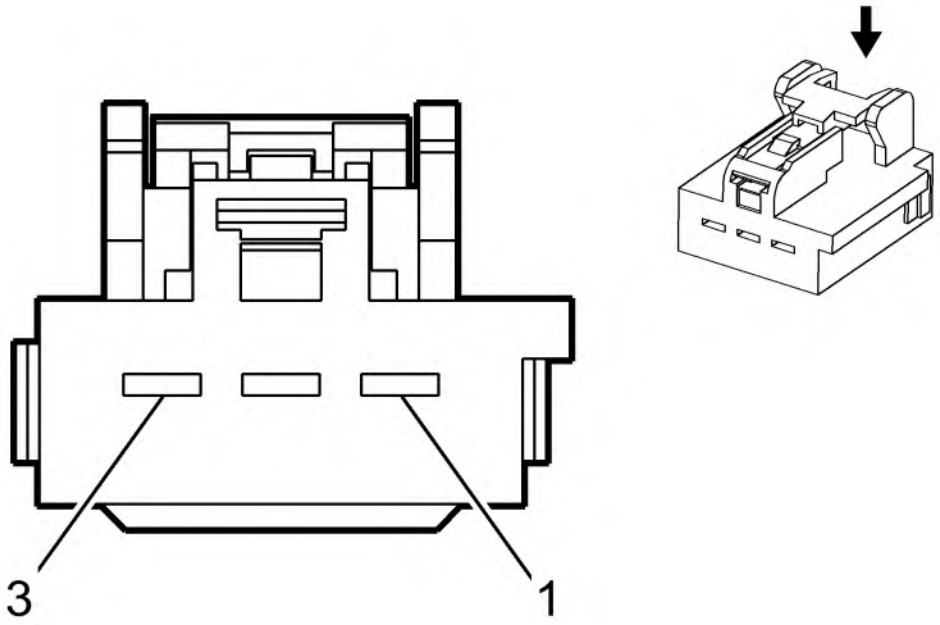

Connector Part Information

- Harness Type: Liftgate
- OEM Connector: 13581043
- Service Connector: Service by Harness - See Part Catalog
- Description: 3-Way F 2.8 Series (GY)

Terminal Part Information

Terminal Type ID	Terminated Lead	Diagnostic Test Probe	Terminal Removal Tool	Service Terminal	Tray Name	Core Crimp	Insulation Crimp
I	Not Required	J-35616-35 (VT)	No Tool Required	Not Required	Not Required	Not Required	Not Required

Pin	Size	Color	Circuit	Function	Terminal Type ID	Option
1	1	BU	393	Rear Window Wiper Motor Control	I	-
2	1	BK	2550	Ground	I	-
3	1	RD/BN	1742	Battery Positive Voltage	I	-

M46 AIR RECIRCULATION DOOR ACTUATOR

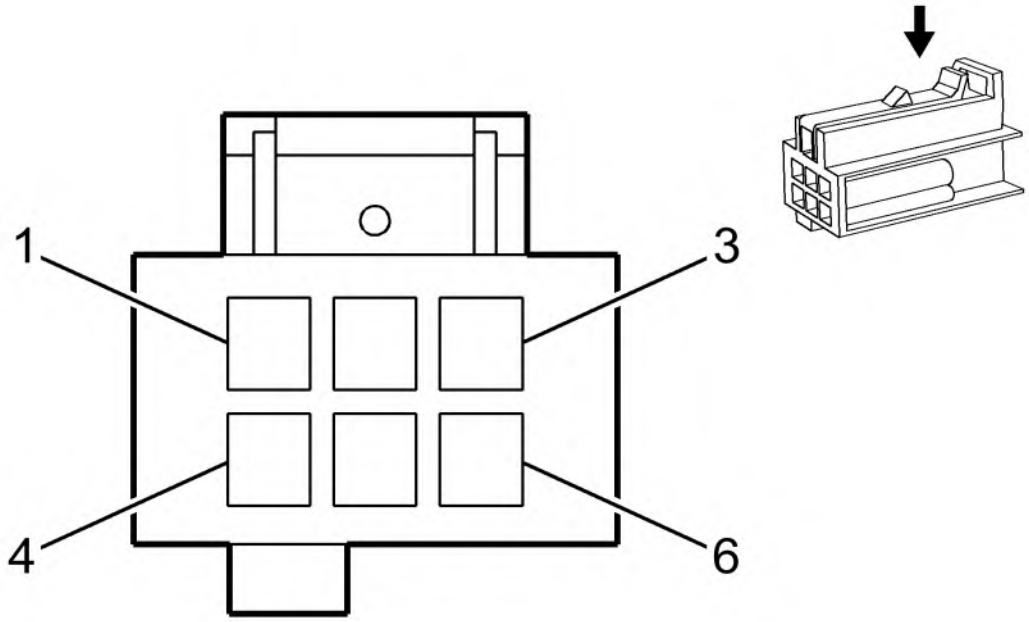

Connector Part Information

- Harness Type: HVAC
- OEM Connector: 15338980
- Service Connector: Service by Harness - See Part Catalog
- Description: 6-Way F 0.64 Micro-Quadlock Series (BK)

Terminal Part Information

Terminal Type ID	Terminated Lead	Diagnostic Test Probe	Terminal Removal Tool	Service Terminal	Tray Name	Core Crimp	Insulation Crimp
I	Not Required	No Tool Required	No Tool Required	Not Required	Not Required	Not Required	Not Required

Pin	Size	Color	Circuit	Function	Terminal Type ID	Option
1	0.35	GY	3173	Air Inlet Door Stepper Motor Control 1	I	-
2	0.75	OG	7572	HVAC Motor Control	I	-
3	0.35	BU/WH	3174	Air Inlet Door Stepper Motor Control 2	I	-
4	0.35	BN/GN	3175	Air Inlet Door Stepper Motor Control 3	I	-
5	-	-	-	Not Occupied	-	-
6	0.35	RD/GN	3176	Air Inlet Door Stepper Motor Control 4	I	-

M50D SEAT FRONT VERTICAL MOTOR - DRIVER (A45/AG1)

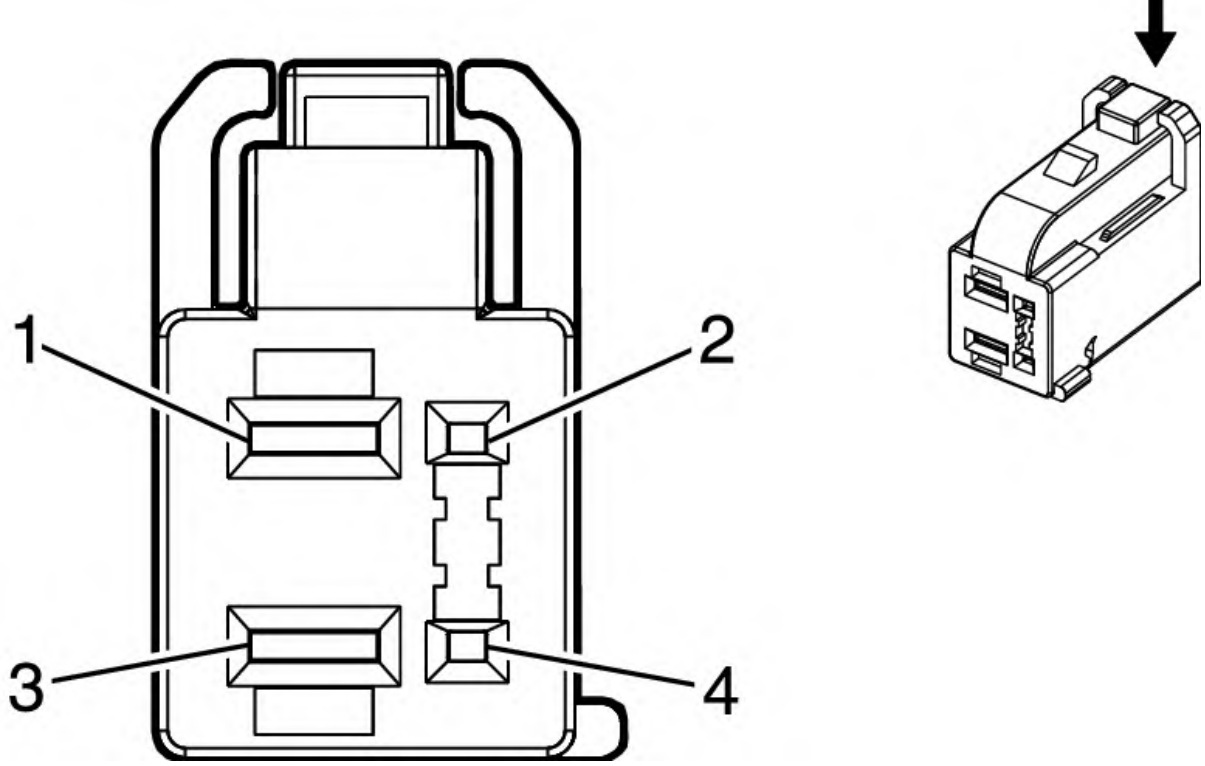

Connector Part Information

- Harness Type: Driver Seat
- OEM Connector: 2272784-1
- Service Connector: Service by Harness - See Part Catalog
- Description: 4-Way F 0.64, 2.8 Series (BK)

Terminal Part Information

Terminal Type ID	Terminated Lead	Diagnostic Test Probe	Terminal Removal Tool	Service Terminal	Tray Name	Core Crimp	Insulation Crimp
I	Not Required	J-35616-4A (PU)	No Tool Required	Not Required	Not Required	Not Required	Not Required
II	Not Required	J-35616-64B (LT BU)	No Tool Required	Not Required	Not Required	Not Required	Not Required

Pin	Size	Color	Circuit	Function	Terminal Type ID	Option
1	1.5	BU/VT	287	Driver Power Seat Front Vertical Motor Down Control	I	AG1-A45-A74
2	0.35	WH/RD	3298	Memory Sensor High Reference 2	II	-
3	1.5	GN/BN	286	Driver Power Seat Front Vertical Motor Up Control	I	AG1-A45-A74
4	0.35	BN/WH	557	Memory Seat Front Vertical Motor Position Sensor Signal	II	-

M50P SEAT FRONT VERTICAL MOTOR - PASSENGER (ADT/AG2)

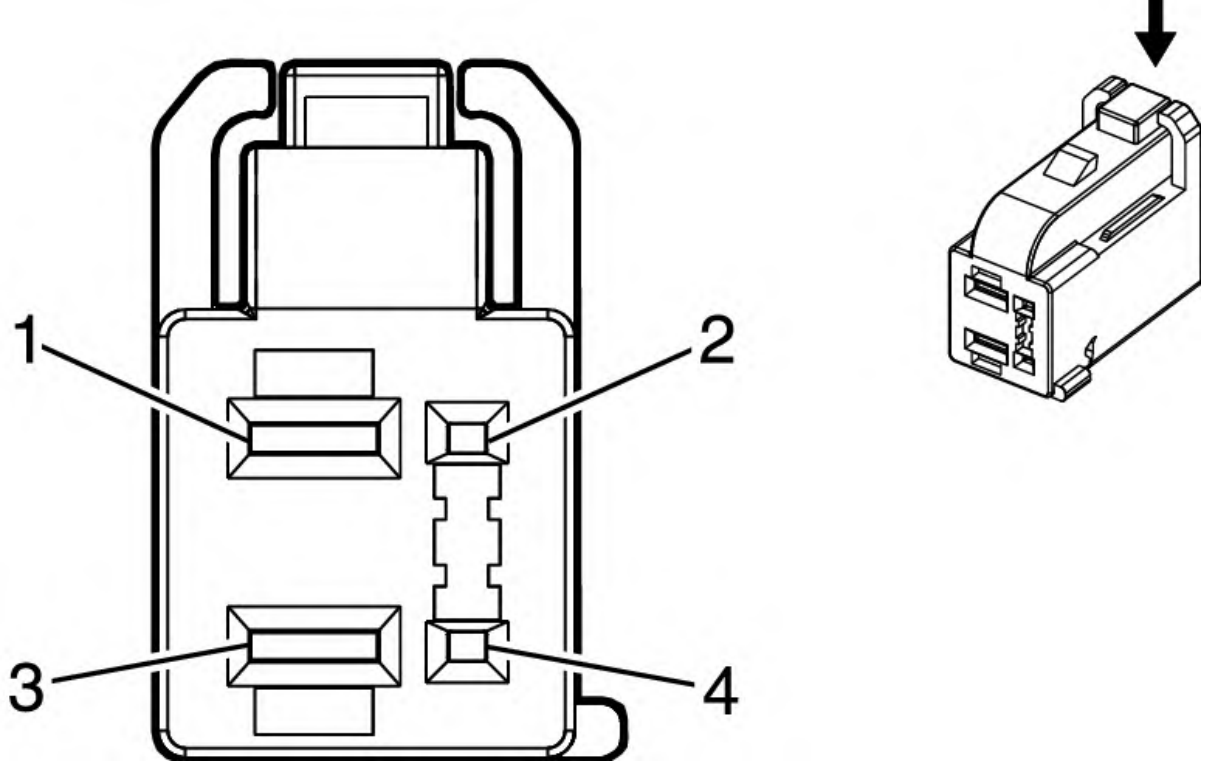

Connector Part Information

- Harness Type: Passenger Seat
- OEM Connector: 2272784-1
- Service Connector: Service by Harness - See Part Catalog
- Description: 4-Way F 0.64, 2.8 Series (BK)

Terminal Part Information

Terminal Type ID	Terminated Lead	Diagnostic Test Probe	Terminal Removal Tool	Service Terminal	Tray Name	Core Crimp	Insulation Crimp
I	Not Required	J-35616-4A (PU)	No Tool Required	Not Required	Not Required	Not Required	Not Required

Pin	Size	Color	Circuit	Function	Terminal Type ID	Option
1	1.5	GN/VT	297	Passenger Power Seat Front Vertical Motor Up Control	I	-
2	-	-	-	Not Occupied	-	-
3	1.5	GN/BU	298	Passenger Power Seat Front Vertical Motor Down Control	I	-
4	-	-	-	Not Occupied	-	-

M51D SEAT HORIZONTAL MOTOR - DRIVER (A45/AG1)

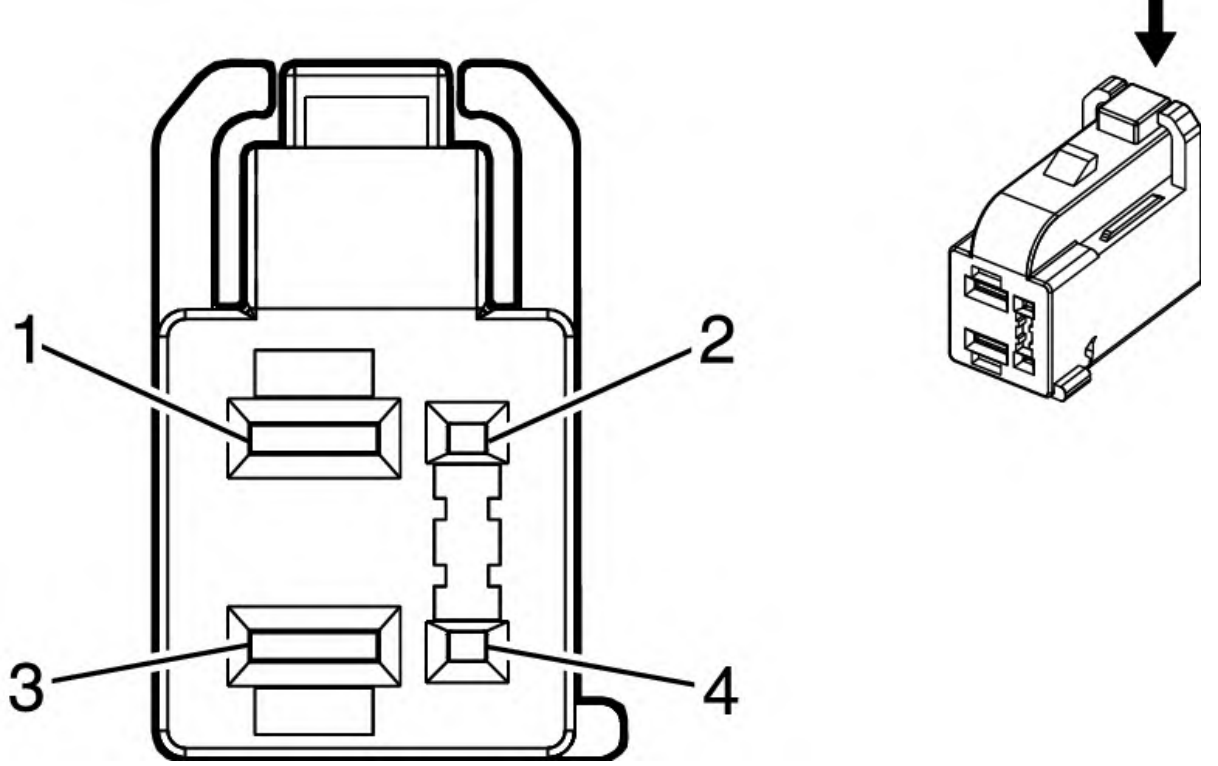

Connector Part Information

- Harness Type: Driver Seat
- OEM Connector: 2272784-1
- Service Connector: Service by Harness - See Part Catalog
- Description: 4-Way F 0.64, 2.8 Series (BK)

Terminal Part Information

Terminal Type ID	Terminated Lead	Diagnostic Test Probe	Terminal Removal Tool	Service Terminal	Tray Name	Core Crimp	Insulation Crimp
I	Not Required	J-35616-4A (PU)	No Tool Required	Not Required	Not Required	Not Required	Not Required
II	Not Required	J-35616-64B (LT BU)	No Tool Required	Not Required	Not Required	Not Required	Not Required

Pin	Size	Color	Circuit	Function	Terminal Type ID	Option
1	2 1.5	GY/GN GY/GN	284 284	Driver Power Seat Horizontal Motor Rearward Control Driver Power Seat Horizontal Motor Rearward Control	I I	A45/A74 AG1-A45-A74
2	0.35	GN	569	Memory Seat Horizontal Motor Position Sensor Signal	II	-
3	2 1.5	YE/BU YE/BU	285 285	Driver Power Seat Horizontal Motor Forward Control Driver Power Seat Horizontal Motor Forward Control	I I	A45/A74 AG1-A45-A74
4	0.35	WH/RD	3298	Memory Sensor High Reference 2	II	-

M51P SEAT HORIZONTAL MOTOR - PASSENGER (ADT/AG2)

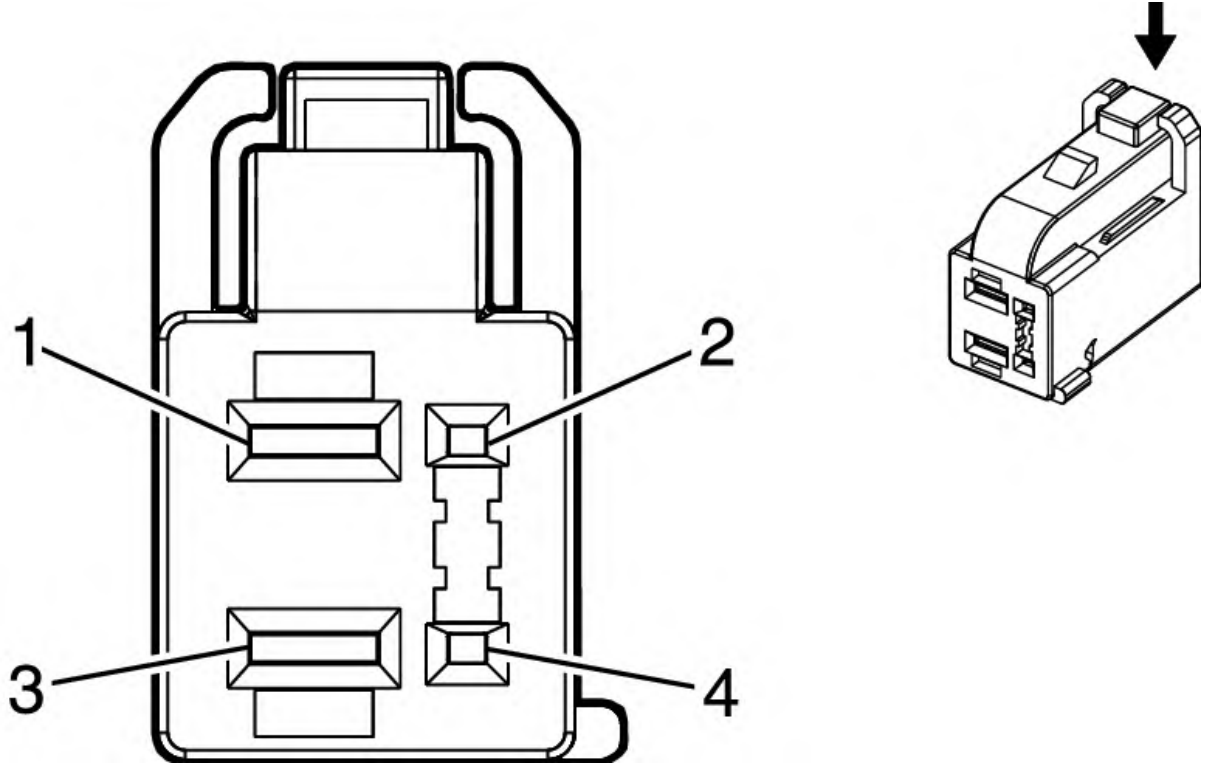

Connector Part Information

- Harness Type: Passenger Seat
- OEM Connector: 2272784-1
- Service Connector: Service by Harness - See Part Catalog
- Description: 4-Way F 0.64, 2.8 Series (BK)

Terminal Part Information

Terminal Type ID	Terminated Lead	Diagnostic Test Probe	Terminal Removal Tool	Service Terminal	Tray Name	Core Crimp	Insulation Crimp
I	Not Required	J-35616-4A (PU)	No Tool Required	Not Required	Not Required	Not Required	Not Required

Pin	Size	Color	Circuit	Function	Terminal Type ID	Option
1	1.5	YE/BU	290	Passenger Power Seat Horizontal Motor Rearward Control	I	-
2	-	-	-	Not Occupied	-	-
3	1.5	YE/WH	296	Passenger Power Seat Horizontal Motor Forward Control	I	-
4	-	-	-	Not Occupied	-	-

M53D SEAT LUMBAR SUPPORT MOTOR - DRIVER (AL9+X88)

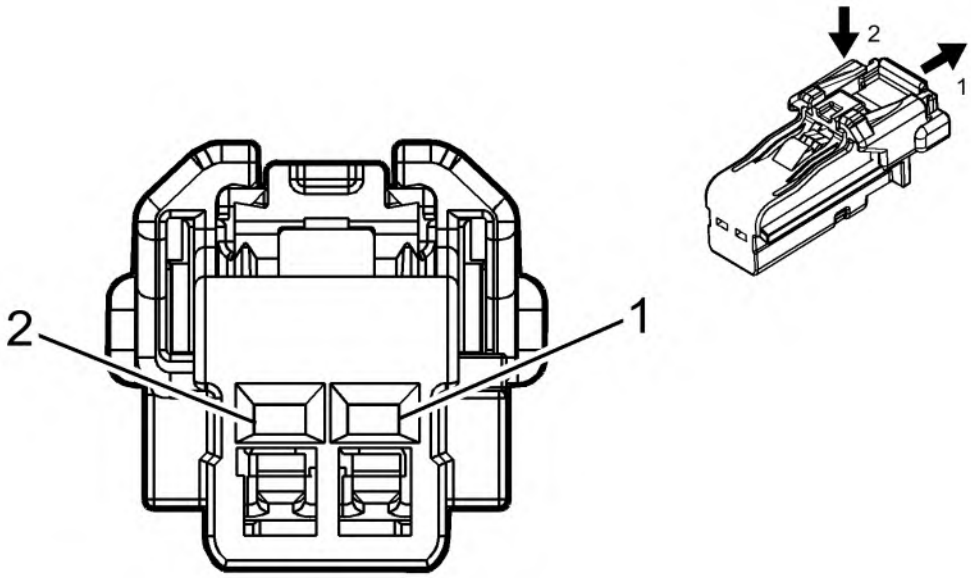

Connector Part Information

- Harness Type: Driver Seat
- OEM Connector: 6098-7685
- Service Connector: Service by Harness - See Part Catalog
- Description: 2-Way F 1.2 Series (BK)

Terminal Part Information

Terminal Type ID	Terminated Lead	Diagnostic Test Probe	Terminal Removal Tool	Service Terminal	Tray Name	Core Crimp	Insulation Crimp
I	Not Required	J-35616-16 (LT GN)	No Tool Required	Not Required	Not Required	Not Required	Not Required

Pin	Size	Color	Circuit	Function	Terminal Type ID	Option
1	0.35	VT	610	Driver Power Seat Lumbar Motor Rearward Control	I	-
2	0.35	BU	611	Driver Power Seat Lumbar Motor Forward Control	I	-

M53D SEAT LUMBAR SUPPORT MOTOR - DRIVER (AL9+Z88)

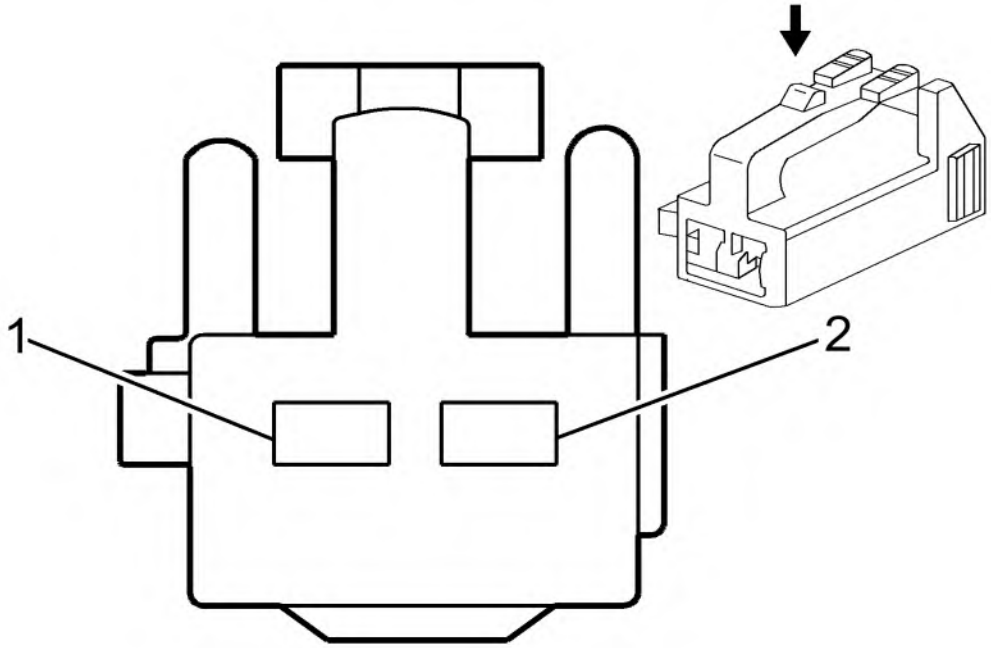

Connector Part Information

- Harness Type: Driver Seat
- OEM Connector: 7283-1020
- Service Connector: Service by Harness - See Part Catalog
- Description: 2-Way F 2.3 Series (NA)

Terminal Part Information

Terminal Type ID	Terminated Lead	Diagnostic Test Probe	Terminal Removal Tool	Service Terminal	Tray Name	Core Crimp	Insulation Crimp
I	Not Required	J-35616-18 (BK)	No Tool Required	Not Required	Not Required	Not Required	Not Required

Pin	Size	Color	Circuit	Function	Terminal Type ID	Option
1	0.35	VT	610	Driver Power Seat Lumbar Motor Rearward Control	I	-
2	0.35	BU	611	Driver Power Seat Lumbar Motor Forward Control	I	-

M53P SEAT LUMBAR SUPPORT MOTOR - PASSENGER (AT9+X88)

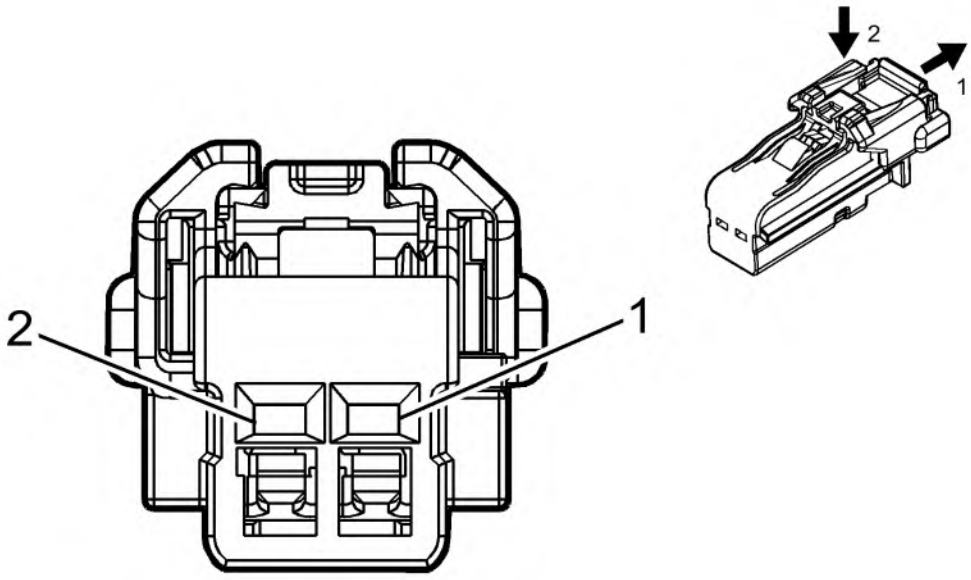

Connector Part Information

- Harness Type: Passenger Seat
- OEM Connector: 6098-7685
- Service Connector: Service by Harness - See Part Catalog
- Description: 2-Way F 1.2 Series (BK)

Terminal Part Information

Terminal Type ID	Terminated Lead	Diagnostic Test Probe	Terminal Removal Tool	Service Terminal	Tray Name	Core Crimp	Insulation Crimp
I	Not Required	J-35616-16 (LT GN)	No Tool Required	Not Required	Not Required	Not Required	Not Required

Pin	Size	Color	Circuit	Function	Terminal Type ID	Option
1	0.35	VT	210	Passenger Power Seat Lumbar Motor Rearward Control	I	-
2	0.35	BU	211	Passenger Power Seat Lumbar Motor Forward Control	I	-

M53P SEAT LUMBAR SUPPORT MOTOR - PASSENGER (AT9+Z88)

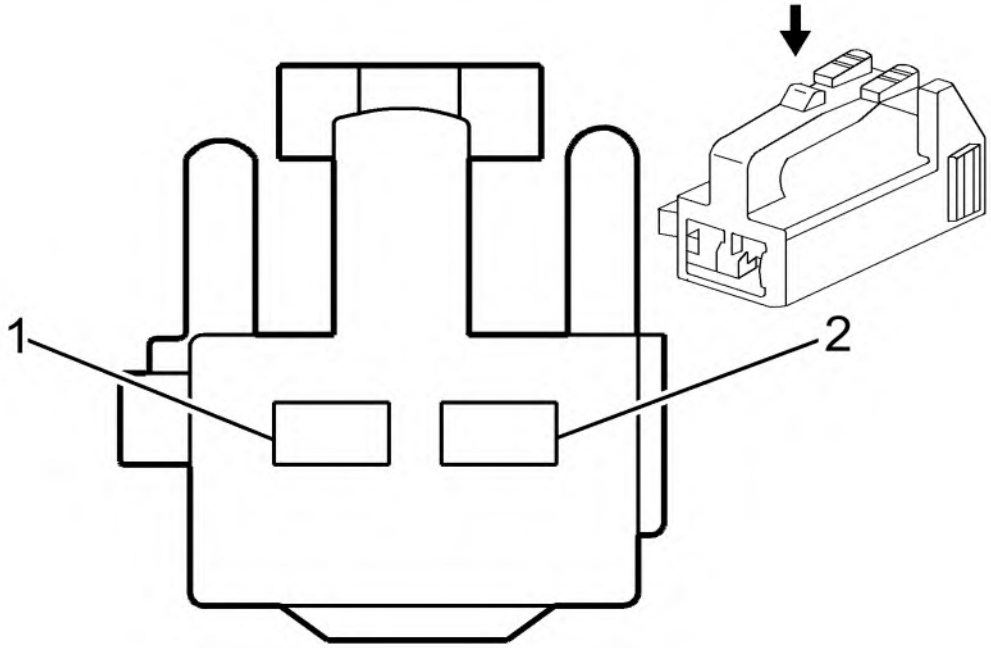

Connector Part Information

- Harness Type: Passenger Seat
- OEM Connector: 7283-1020
- Service Connector: Service by Harness - See Part Catalog
- Description: 2-Way F 2.3 Series (NA)

Terminal Part Information

Terminal Type ID	Terminated Lead	Diagnostic Test Probe	Terminal Removal Tool	Service Terminal	Tray Name	Core Crimp	Insulation Crimp
I	Not Required	J-35616-18 (BK)	No Tool Required	Not Required	Not Required	Not Required	Not Required

Pin	Size	Color	Circuit	Function	Terminal Type ID	Option
1	0.35	VT	210	Passenger Power Seat Lumbar Motor Rearward Control	I	-
2	0.35	BU	211	Passenger Power Seat Lumbar Motor Forward Control	I	-

M55D SEAT REAR VERTICAL MOTOR - DRIVER (A45/AG1)

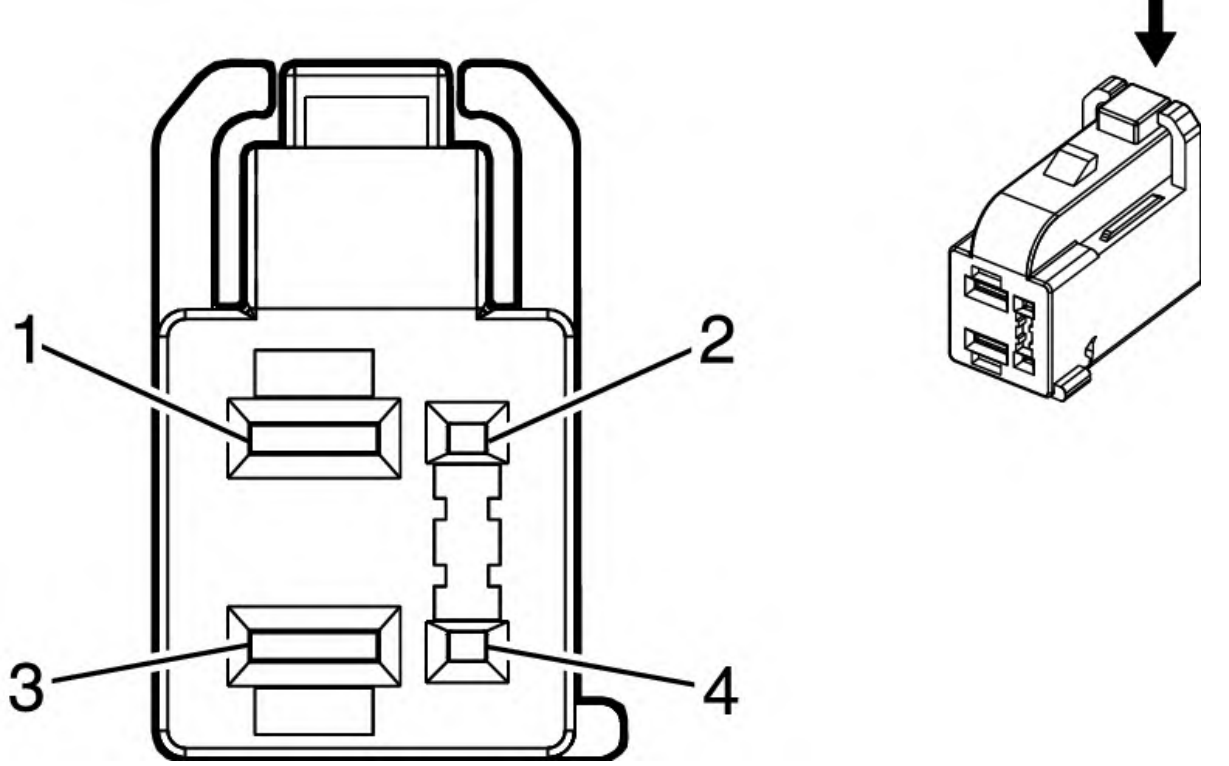

Connector Part Information

- Harness Type: Driver Seat
- OEM Connector: 2272784-1
- Service Connector: Service by Harness - See Part Catalog
- Description: 4-Way F 0.64, 2.8 Series (BK)

Terminal Part Information

Terminal Type ID	Terminated Lead	Diagnostic Test Probe	Terminal Removal Tool	Service Terminal	Tray Name	Core Crimp	Insulation Crimp
I	Not Required	J-35616-4A (PU)	No Tool Required	Not Required	Not Required	Not Required	Not Required
II	Not Required	J-35616-64B (LT BU)	No Tool Required	Not Required	Not Required	Not Required	Not Required

Pin	Size	Color	Circuit	Function	Terminal Type ID	Option
1	2 1.5	GY/BU GY/BU	283 283	Driver Power Seat Rear Vertical Motor Down Control Driver Power Seat Rear Vertical Motor Down Control	I I	A45/A74 AG1-A45-A74
2	0.35	YE/BU	568	Memory Seat Rear Vertical Motor Position Sensor Signal	II	-
3	2 1.5	YE YE	282 282	Driver Power Seat Rear Vertical Motor Up Control Driver Power Seat Rear Vertical Motor Up Control	I I	A45/A74 AG1-A45-A74
4	0.35	WH/RD	3298	Memory Sensor High Reference 2	II	-

M55P SEAT REAR VERTICAL MOTOR - PASSENGER (ADT/AG2)

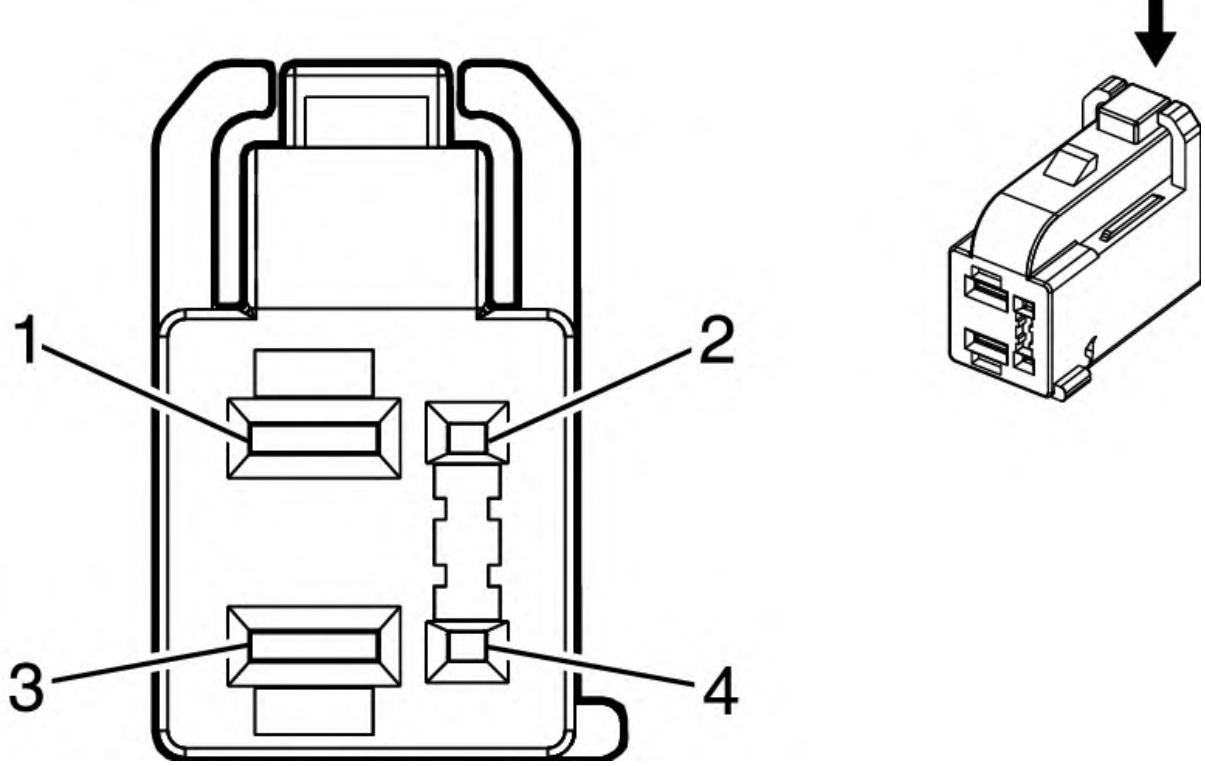

Connector Part Information

- Harness Type: Passenger Seat
- OEM Connector: 2272784-1
- Service Connector: Service by Harness - See Part Catalog
- Description: 4-Way F 0.64, 2.8 Series (BK)

Terminal Part Information

Terminal Type ID	Terminated Lead	Diagnostic Test Probe	Terminal Removal Tool	Service Terminal	Tray Name	Core Crimp	Insulation Crimp
I	Not Required	J-35616-4A (PU)	No Tool Required	Not Required	Not Required	Not Required	Not Required

Pin	Size	Color	Circuit	Function	Terminal Type ID	Option
1	1.5	BU/WH	289	Passenger Power Seat Rear Vertical Motor Down Control	I	-
2	-	-	-	Not Occupied	-	-
3	1.5	GN/WH	288	Passenger Power Seat Rear Vertical Motor Up Control	I	-
4	-	-	-	Not Occupied	-	-

M56D SEAT RECLINE MOTOR - DRIVER (A45/AG1)

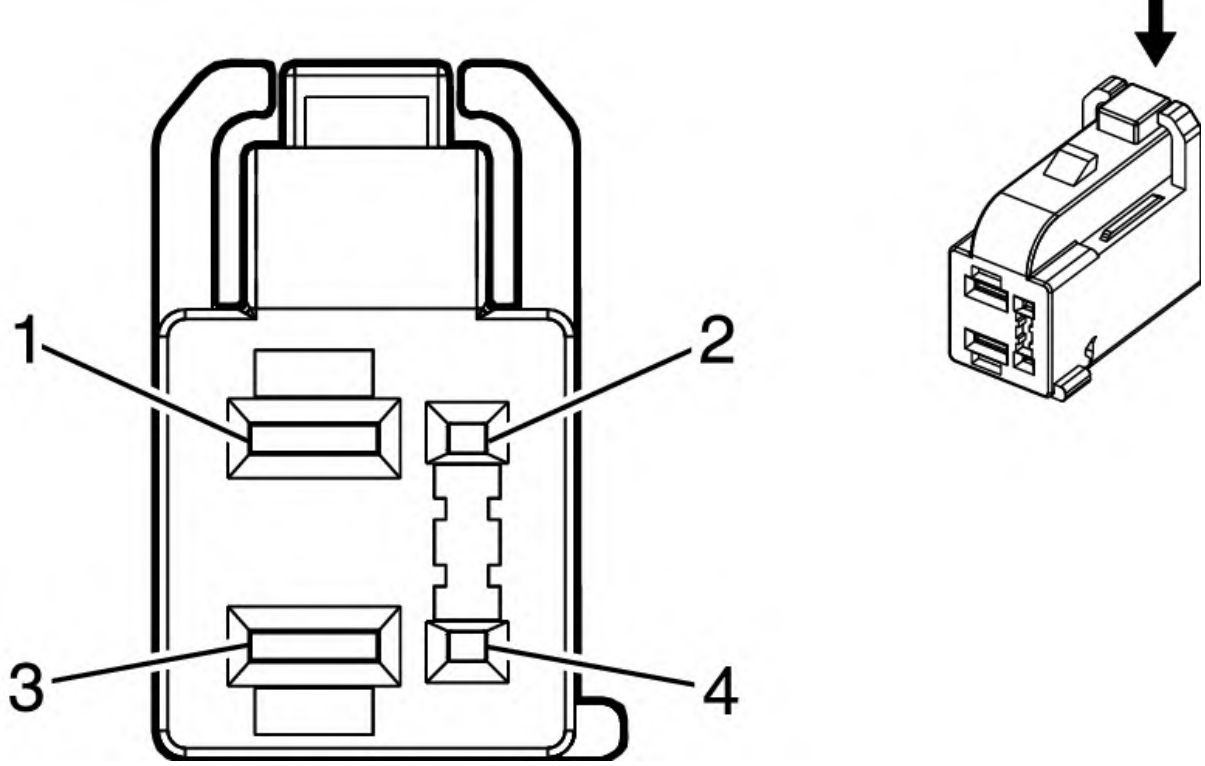

Connector Part Information

- Harness Type: Driver Seat
- OEM Connector: 2272784-1
- Service Connector: Service by Harness - See Part Catalog
- Description: 4-Way F 0.64, 2.8 Series (BK)

Terminal Part Information

Terminal Type ID	Terminated Lead	Diagnostic Test Probe	Terminal Removal Tool	Service Terminal	Tray Name	Core Crimp	Insulation Crimp
I	Not Required	J-35616-4A (PU)	No Tool Required	Not Required	Not Required	Not Required	Not Required
II	Not Required	J-35616-64B (LT BU)	No Tool Required	Not Required	Not Required	Not Required	Not Required

Pin	Size	Color	Circuit	Function	Terminal Type ID	Option
1	2 1.5	GN/YE GN/YE	276 276	Driver Power Seat Recline Motor Forward Control Driver Power Seat Recline Motor Forward Control	I I	A45/A74 AG1-A45-A74
2	0.35	WH/RD	3298	Memory Sensor High Reference 2	II	-
3	2 1.5	BU/YE BU/YE	277 277	Driver Power Seat Recline Motor Rearward Control Driver Power Seat Recline Motor Rearward Control	I I	A45/A74 AG1-A45-A74
4	0.35	WH/BK	570	Driver Memory Seat Recline Motor Position Sensor Signal	II	-

M56P SEAT RECLINE MOTOR - PASSENGER (AG2)

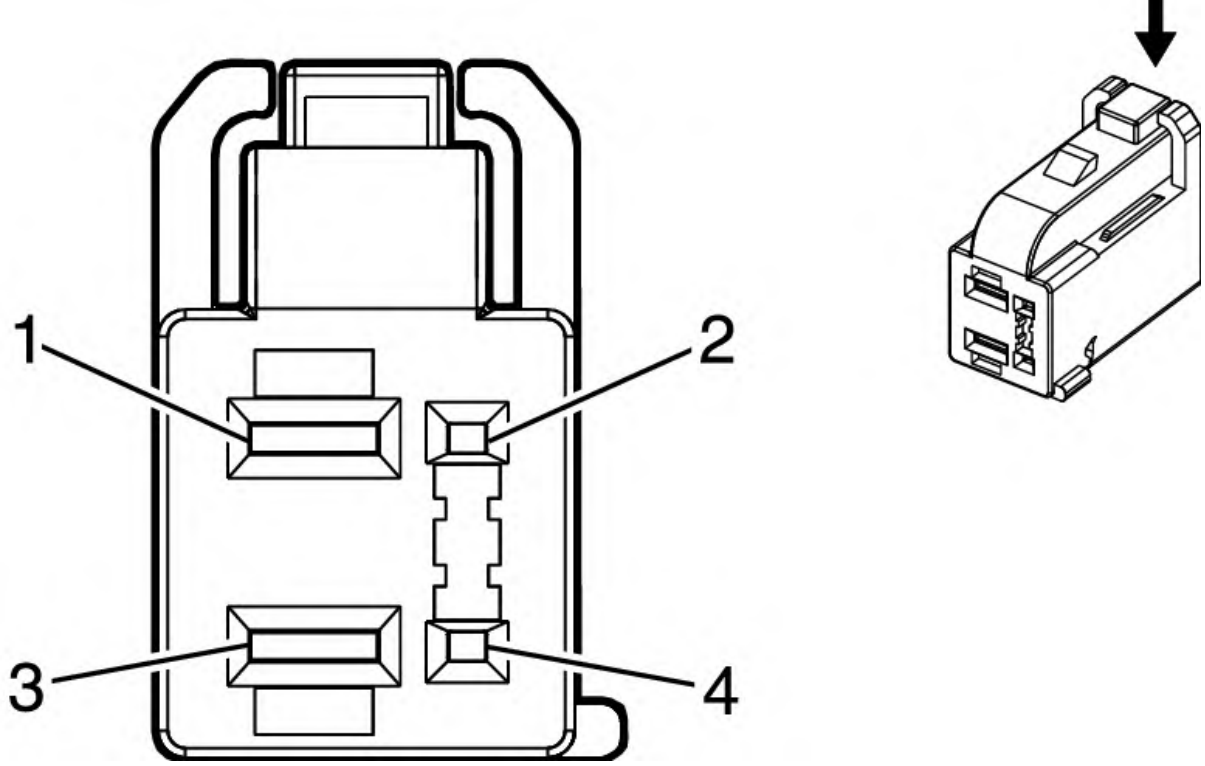

Connector Part Information

- Harness Type: Passenger Seat
- OEM Connector: 2272784-1
- Service Connector: Service by Harness - See Part Catalog
- Description: 4-Way F 0.64, 2.8 Series (BK)

Terminal Part Information

Terminal Type ID	Terminated Lead	Diagnostic Test Probe	Terminal Removal Tool	Service Terminal	Tray Name	Core Crimp	Insulation Crimp
I	Not Required	J-35616-4A (PU)	No Tool Required	Not Required	Not Required	Not Required	Not Required

Pin	Size	Color	Circuit	Function	Terminal Type ID	Option
1	1.5	GN	76	Passenger Power Seat Recline Motor Forward Control	I	-
2	-	-	-	Not Occupied	-	-
3	1.5	BU/BN	77	Passenger Power Seat Recline Motor Rearward Control	I	-
4	-	-	-	Not Occupied	-	-

M64 STARTER MOTOR X2

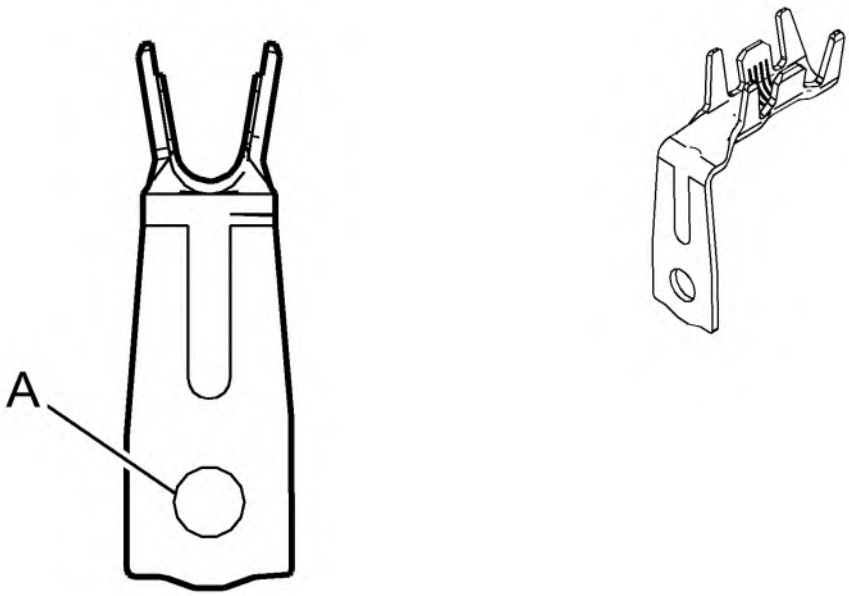

Connector Part Information

- Harness Type: Battery
- OEM Connector: 23129272
- Service Connector: Service by Cable Assembly - See Part Catalog
- Description: 1-Way F Ring Terminal

Terminal Part Information

Terminal Type ID	Terminated Lead	Diagnostic Test Probe	Terminal Removal Tool	Service Terminal	Tray Name	Core Crimp	Insulation Crimp
I	Not Required	No Tool Required	No Tool Required	Not Required	Not Required	Not Required	Not Required

Pin	Size	Color	Circuit	Function	Terminal Type ID	Option
A	35	RD	2	Battery Positive Voltage	I	-

M64 STARTER MOTOR X1 (KL9)

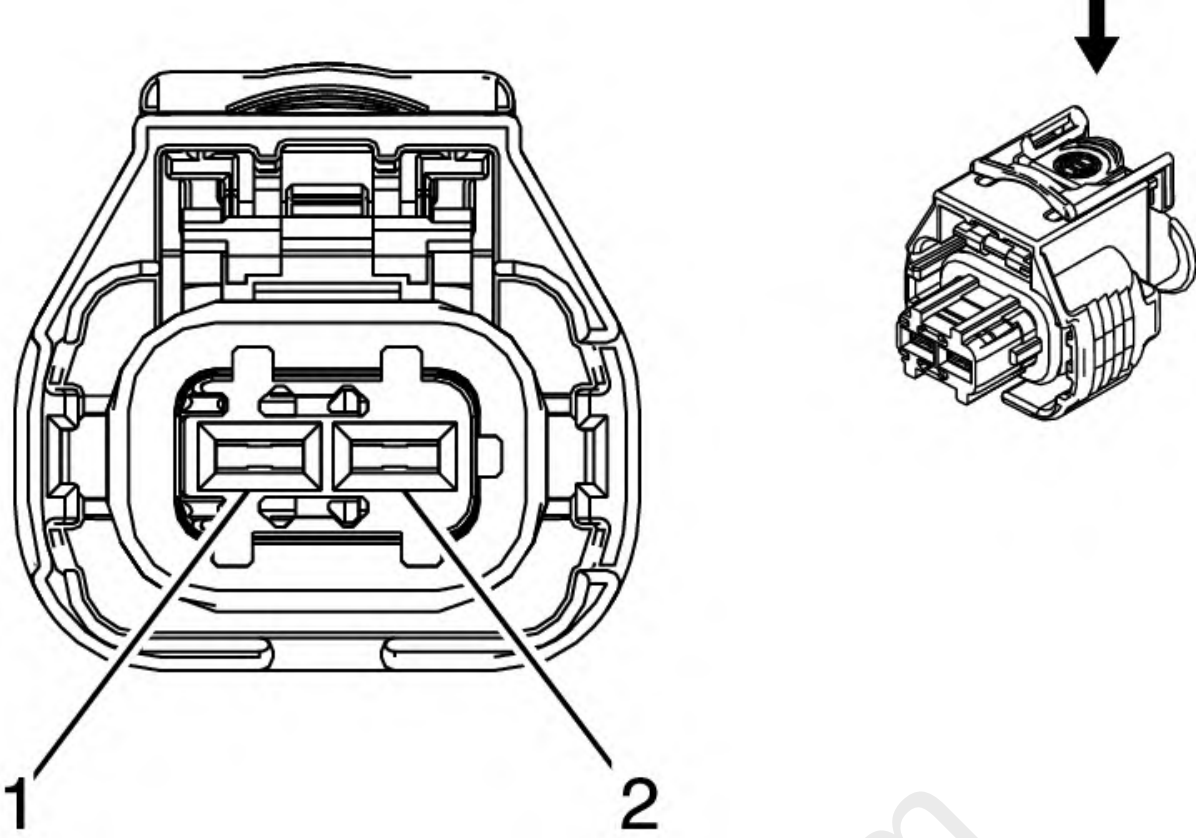

Connector Part Information

- Harness Type: Engine
- OEM Connector: 13343443
- Service Connector: 13384371
- Description: 2-Way F 2.8 Series, Sealed (BK)

Terminal Part Information

Terminal Type ID	Terminated Lead	Diagnostic Test Probe	Terminal Removal Tool	Service Terminal	Tray Name	Core Crimp	Insulation Crimp
I	Not Required	J-35616-35 (VT)	No Tool Required	Not Required	Not Required	Not Required	Not Required

Pin	Size	Color	Circuit	Function	Terminal Type ID	Option
1	2.5	YE	6	Starter Solenoid Crank Ignition Voltage	I	-
2	2.5	YE/GN	4358	Starter Pinion Solenoid Voltage	I	-

M64 STARTER MOTOR X1 (-KL9)

mg30.com

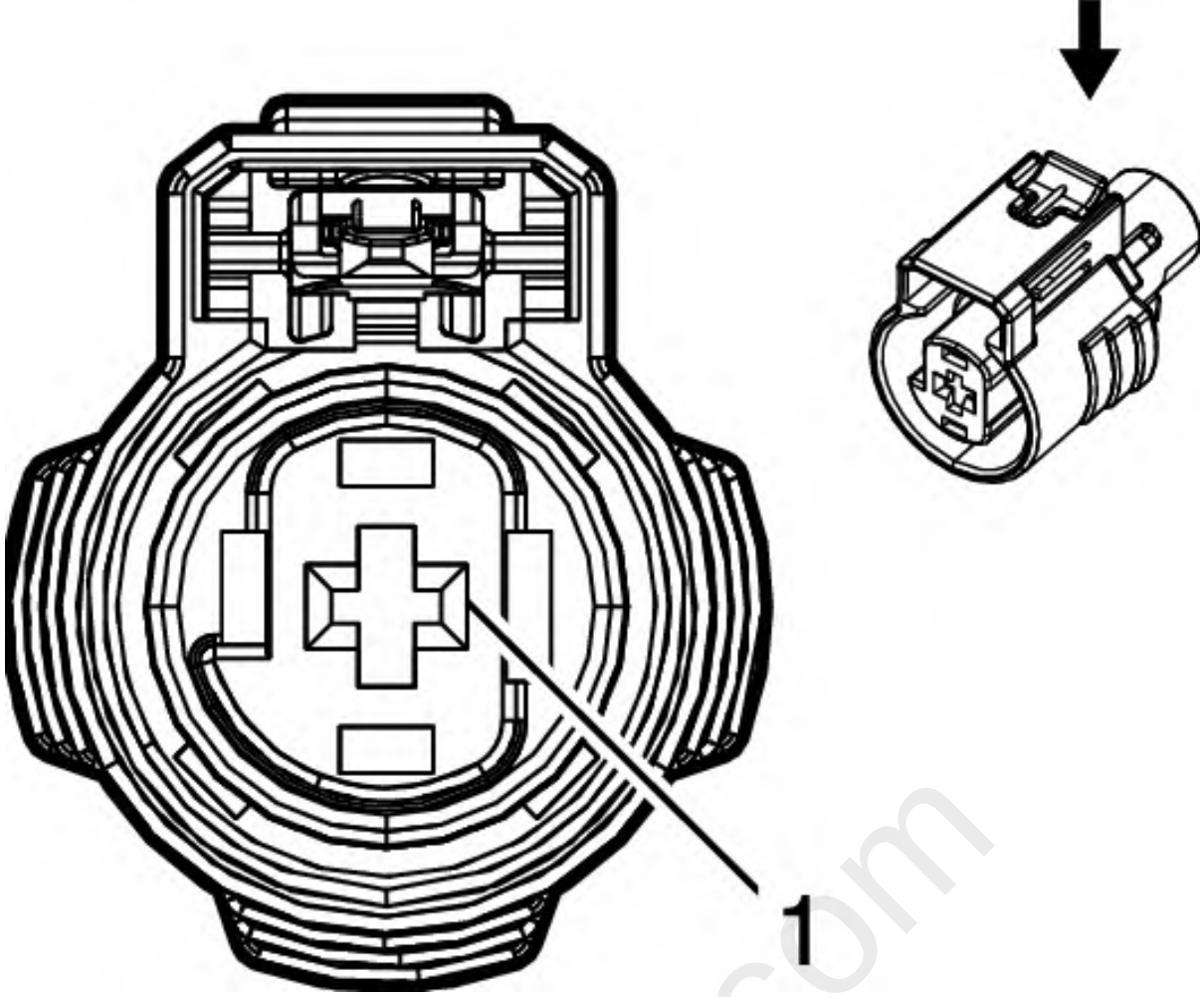

Connector Part Information

- Harness Type: Engine
- OEM Connector: 13589322
- Service Connector: 19300471
- Description: 1-Way F 2.8 MCP Series, Sealed (BK)

Terminal Part Information

Terminal Type ID	Terminated Lead	Diagnostic Test Probe	Terminal Removal Tool	Service Terminal	Tray Name	Core Crimp	Insulation Crimp
I	Not Required	J-35616-35 (VT)	No Tool Required	Not Required	Not Required	Not Required	Not Required

Pin	Size	Color	Circuit	Function	Terminal Type ID	Option
1	2.5	YE	6	Starter Solenoid Crank Ignition Voltage	I	-

M73A SEAT BLOWER MOTOR - DRIVER BACK (KU1)

mcx30.com

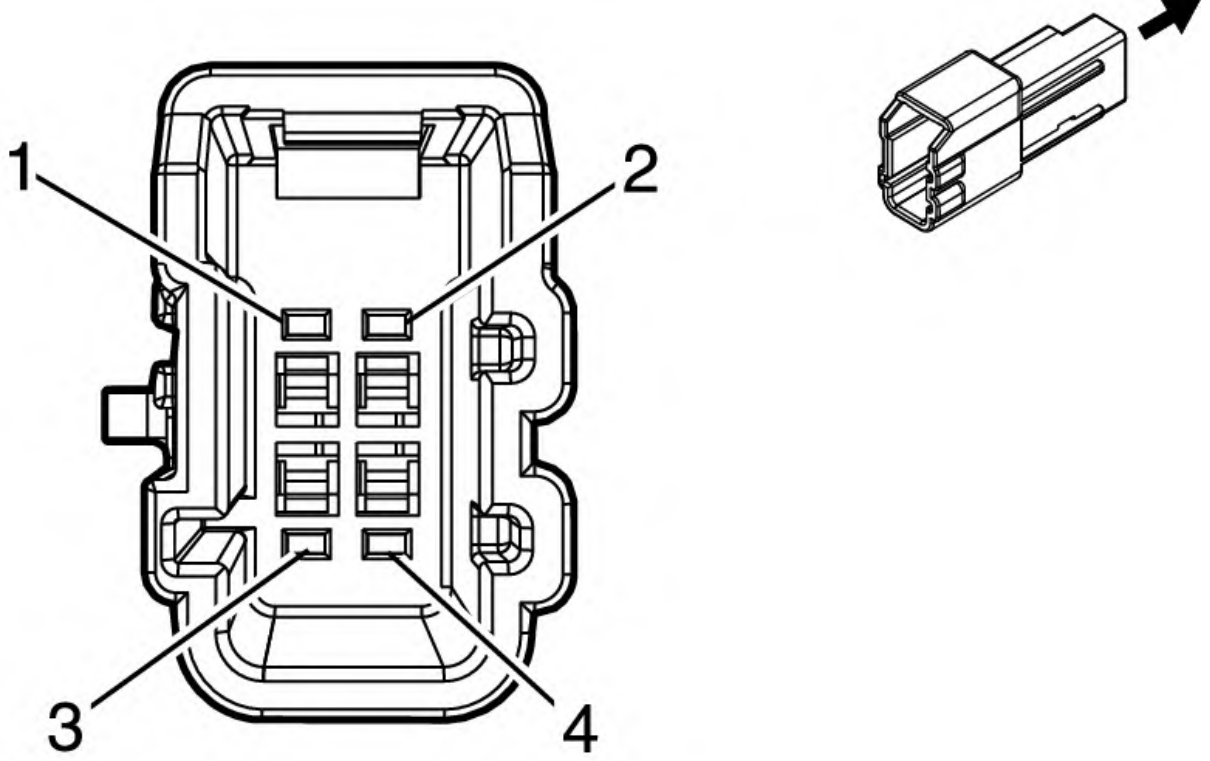

Connector Part Information

- Harness Type: Driver Seat
- OEM Connector: 6098-7781
- Service Connector: Service by Harness - See Part Catalog
- Description: 4-Way M 1.2 Series (GY)

Terminal Part Information

Terminal Type ID	Terminated Lead	Diagnostic Test Probe	Terminal Removal Tool	Service Terminal	Tray Name	Core Crimp	Insulation Crimp
I	Not Required	J-35616-17 (LT GN)	No Tool Required	Not Required	Not Required	Not Required	Not Required

Pin	Size	Color	Circuit	Function	Terminal Type ID	Option
1	0.35	GN/VT	5906	Driver Seat Vent Motor Control 1	I	-
2	0.35	BK	2350	Ground	I	-
3	0.35	VT/BK	339	Run/Crank Ignition 1 Voltage	I	-
4	-	-	-	Not Occupied	-	-

M73B SEAT BLOWER MOTOR - PASSENGER BACK (KU3)

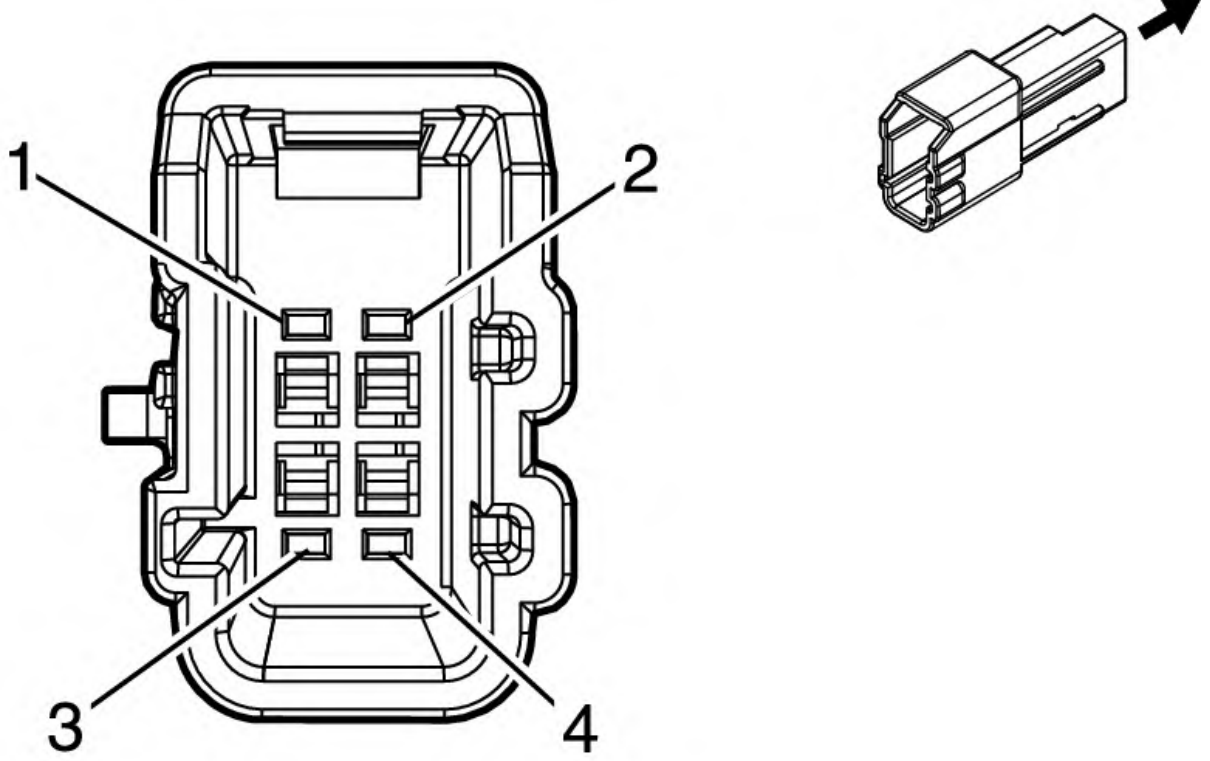

Connector Part Information

- Harness Type: Passenger Seat
- OEM Connector: 6098-7781
- Service Connector: Service by Harness - See Part Catalog
- Description: 4-Way M 1.2 Series (GY)

Terminal Part Information

Terminal Type ID	Terminated Lead	Diagnostic Test Probe	Terminal Removal Tool	Service Terminal	Tray Name	Core Crimp	Insulation Crimp
I	Not Required	J-35616-17 (LT GN)	No Tool Required	Not Required	Not Required	Not Required	Not Required

Pin	Size	Color	Circuit	Function	Terminal Type ID	Option
1	0.35	VT/WH	5908	Passenger Seat Vent Motor Control 1	I	-
2	0.35	BK	1950	Ground	I	-
3	0.35	VT/GY	1039	Run/Crank Ignition 1 Voltage	I	-
4	-	-	-	Not Occupied	-	-

M73C SEAT BLOWER MOTOR - DRIVER CUSHION (KU1)

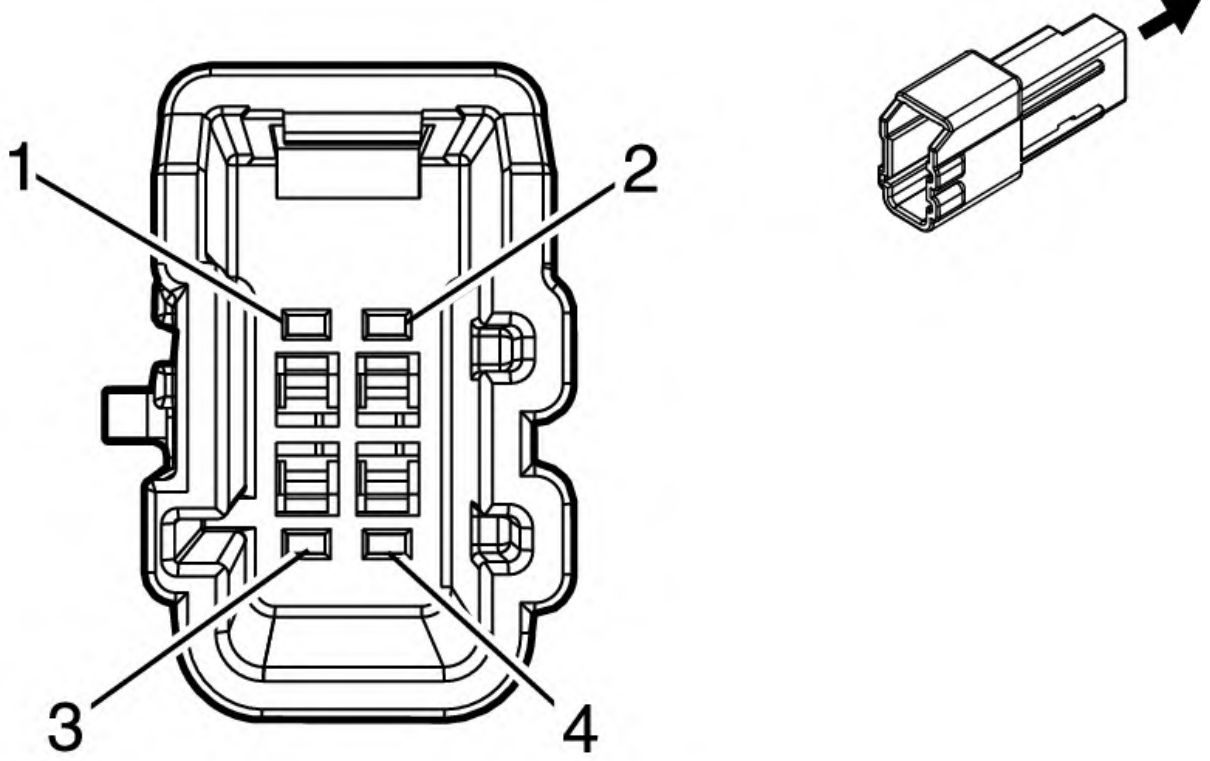

Connector Part Information

- Harness Type: Driver Seat
- OEM Connector: 6098-7781
- Service Connector: Service by Harness - See Part Catalog
- Description: 4-Way M 1.2 Series (GY)

Terminal Part Information

Terminal Type ID	Terminated Lead	Diagnostic Test Probe	Terminal Removal Tool	Service Terminal	Tray Name	Core Crimp	Insulation Crimp
I	Not Required	J-35616-17 (LT GN)	No Tool Required	Not Required	Not Required	Not Required	Not Required

Pin	Size	Color	Circuit	Function	Terminal Type ID	Option
1	0.35	GN/VT	5906	Driver Seat Vent Motor Control 1	I	-
2	0.35	BK	2350	Ground	I	-
3	0.35	VT/BK	339	Run/Crank Ignition 1 Voltage	I	-
4	-	-	-	Not Occupied	-	-

M73D SEAT BLOWER MOTOR - PASSENGER CUSHION (KU3)

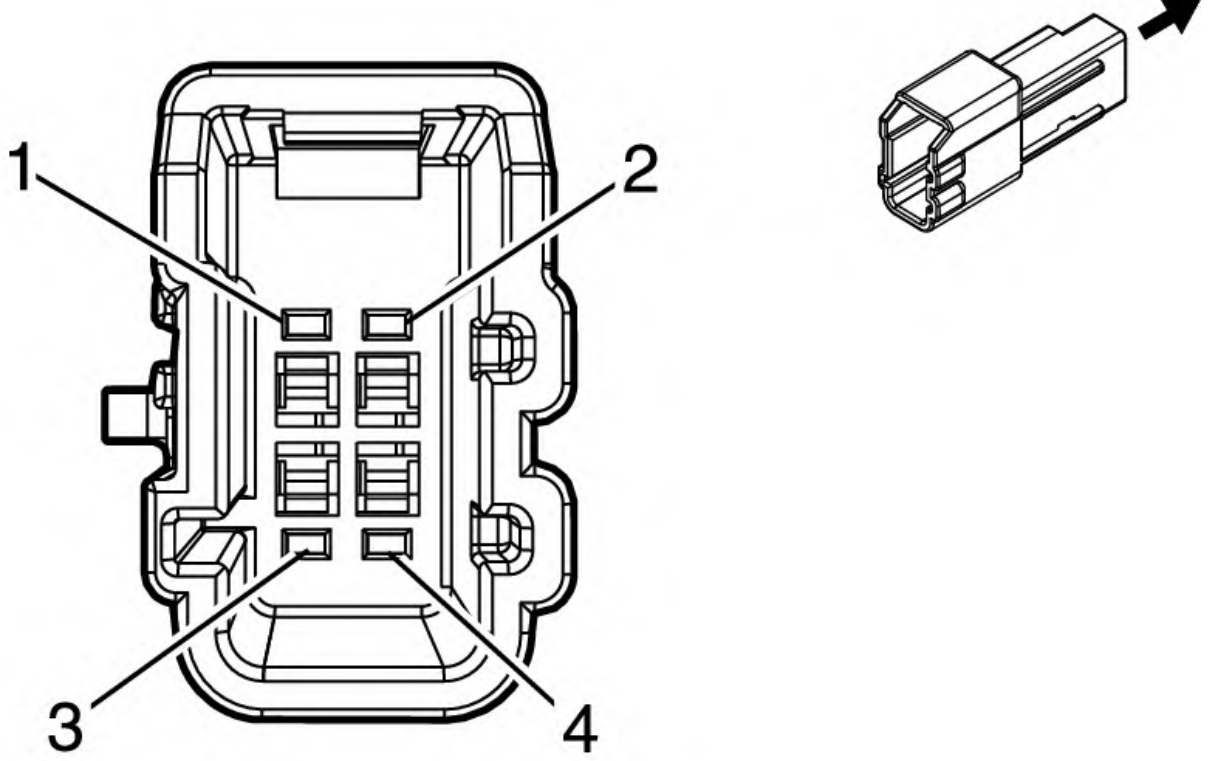

Connector Part Information

- Harness Type: Passenger Seat
- OEM Connector: 6098-7781
- Service Connector: Service by Harness - See Part Catalog
- Description: 4-Way M 1.2 Series (GY)

Terminal Part Information

Terminal Type ID	Terminated Lead	Diagnostic Test Probe	Terminal Removal Tool	Service Terminal	Tray Name	Core Crimp	Insulation Crimp
I	Not Required	J-35616-17 (LT GN)	No Tool Required	Not Required	Not Required	Not Required	Not Required

Pin	Size	Color	Circuit	Function	Terminal Type ID	Option
1	0.35	VT/WH	5908	Passenger Seat Vent Motor Control 1	I	-
2	0.35	BK	1950	Ground	I	-
3	0.35	VT/GY	1039	Run/Crank Ignition 1 Voltage	I	-
4	-	-	-	Not Occupied	-	-

M74LR WINDOW MOTOR - LEFT REAR

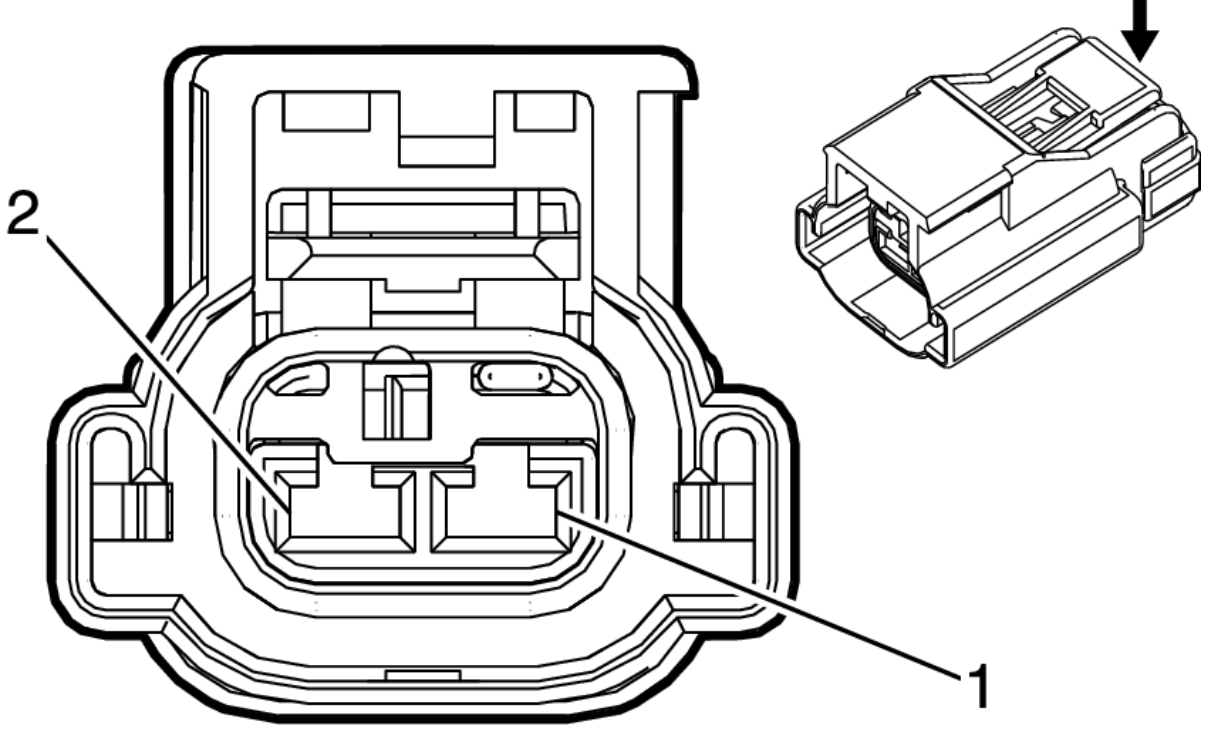

Connector Part Information

- Harness Type: Left Rear Door
- OEM Connector: 13580233
- Service Connector: Service by Harness - See Part Catalog
- Description: 2-Way F 2.8 APEX Series, Sealed (BK)

Terminal Part Information

Terminal Type ID	Terminated Lead	Diagnostic Test Probe	Terminal Removal Tool	Service Terminal	Tray Name	Core Crimp	Insulation Crimp
I	Not Required	J-35616-35 (VT)	No Tool Required	Not Required	Not Required	Not Required	Not Required

Pin	Size	Color	Circuit	Function	Terminal Type ID	Option
1	2.5	BU/VT	668	Power Window Motor Left Rear Up Control	I	-
2	2.5	YE/BU	669	Power Window Motor Left Rear Down Control	I	AEQ

M74P WINDOW MOTOR - PASSENGER

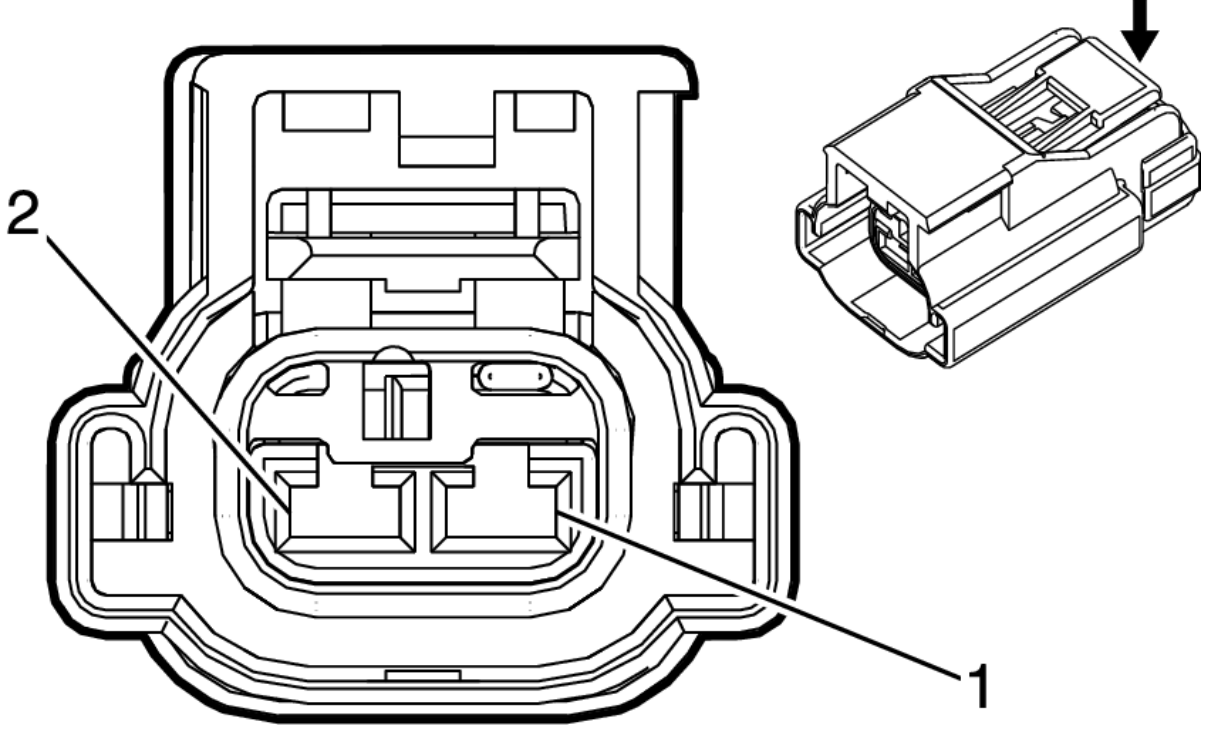

Connector Part Information

- Harness Type: Passenger Door
- OEM Connector: 13580233
- Service Connector: Service by Harness - See Part Catalog
- Description: 2-Way F 2.8 APEX Series, Sealed (BK)

Terminal Part Information

Terminal Type ID	Terminated Lead	Diagnostic Test Probe	Terminal Removal Tool	Service Terminal	Tray Name	Core Crimp	Insulation Crimp
I	Not Required	J-35616-35 (VT)	No Tool Required	Not Required	Not Required	Not Required	Not Required

Pin	Size	Color	Circuit	Function	Terminal Type ID	Option
1	2.5	GN/GY	3387	Power Window Motor Passenger Up Control	I	AED/A45
2	2.5	YE/BU	3388	Power Window Motor Passenger Down Control	I	AED/A45

M74RR WINDOW MOTOR - RIGHT REAR

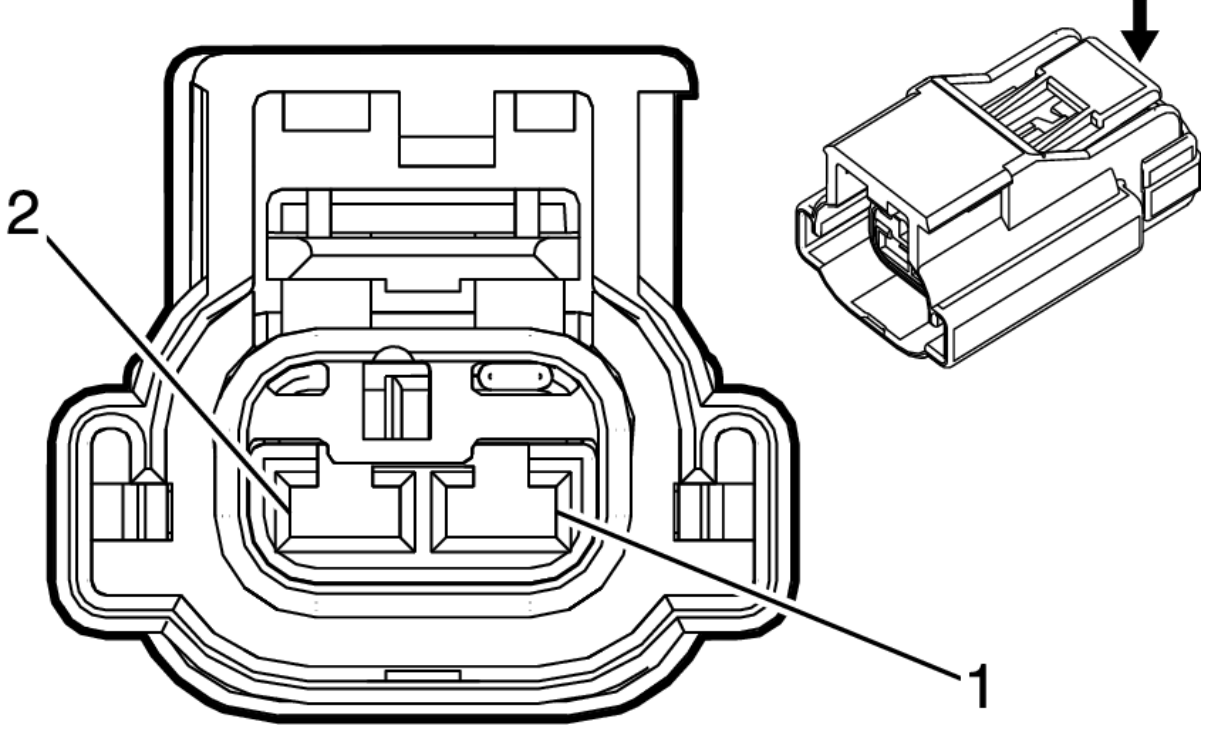

Connector Part Information

- Harness Type: Right Rear Door
- OEM Connector: 13580233
- Service Connector: Service by Harness - See Part Catalog
- Description: 2-Way F 2.8 APEX Series, Sealed (BK)

Terminal Part Information

Terminal Type ID	Terminated Lead	Diagnostic Test Probe	Terminal Removal Tool	Service Terminal	Tray Name	Core Crimp	Insulation Crimp
I	Not Required	J-35616-35 (VT)	No Tool Required	Not Required	Not Required	Not Required	Not Required

Pin	Size	Color	Circuit	Function	Terminal Type ID	Option
1	2.5	BU/GY	670	Power Window Motor Right Rear Up Control	I	AEQ
2	2.5	GN/BK	671	Power Window Motor Right Rear Down Control	I	AEQ

M75 WINDSHIELD WIPER MOTOR

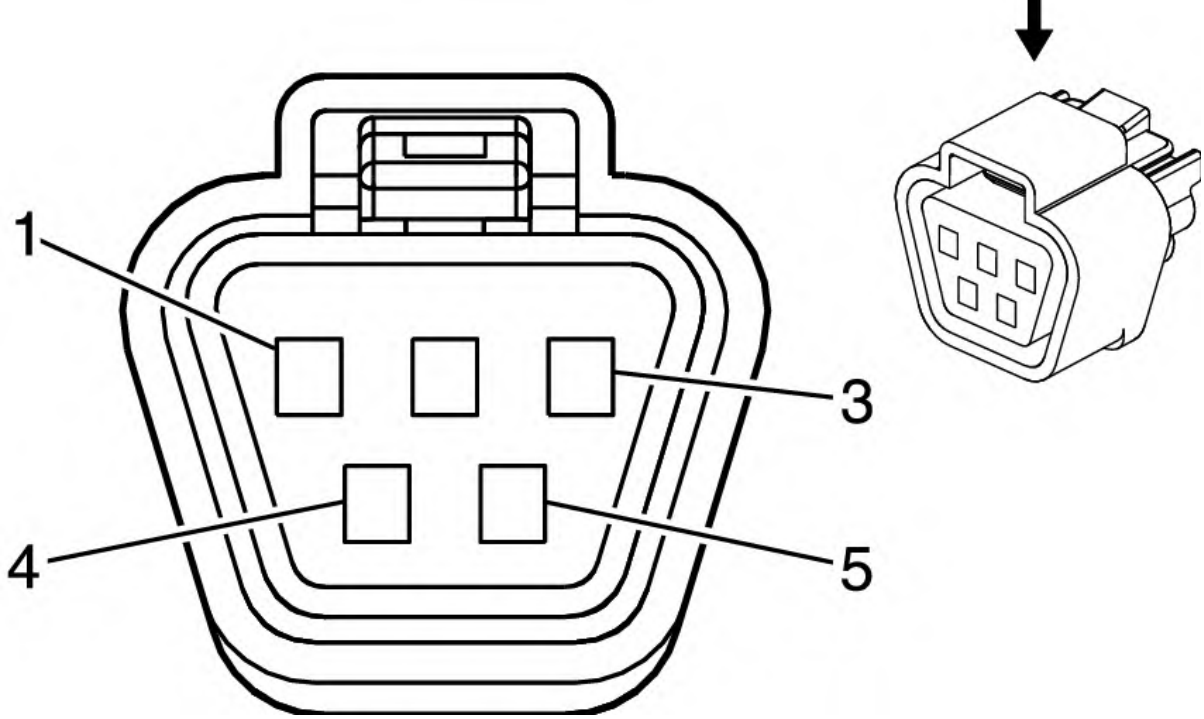

Connector Part Information

- Harness Type: Body
- OEM Connector: 15316488
- Service Connector: 13587179
- Description: 5-Way F 090 Series, Sealed (BK)

Terminal Part Information

Terminal Type ID	Terminated Lead	Diagnostic Test Probe	Terminal Removal Tool	Service Terminal	Tray Name	Core Crimp	Insulation Crimp
I	Not Required	J-35616-18 (BK)	No Tool Required	Not Required	Not Required	Not Required	Not Required

Pin	Size	Color	Circuit	Function	Terminal Type ID	Option
1	1.5	YE/BN	95	Windshield Wiper Motor Low Speed Control	I	-
2	-	-	-	Not Occupied	-	-
3	0.35	BN/GN	196	Windshield Wiper Motor Park Switch Signal	I	-
4	1.5	WH	92	Windshield Wiper Motor High Speed Control	I	-
5	1.5	BK	1450	Ground	I	-

M96A ACTIVE GRILLE AIR SHUTTER 1 ACTUATOR (VTI)

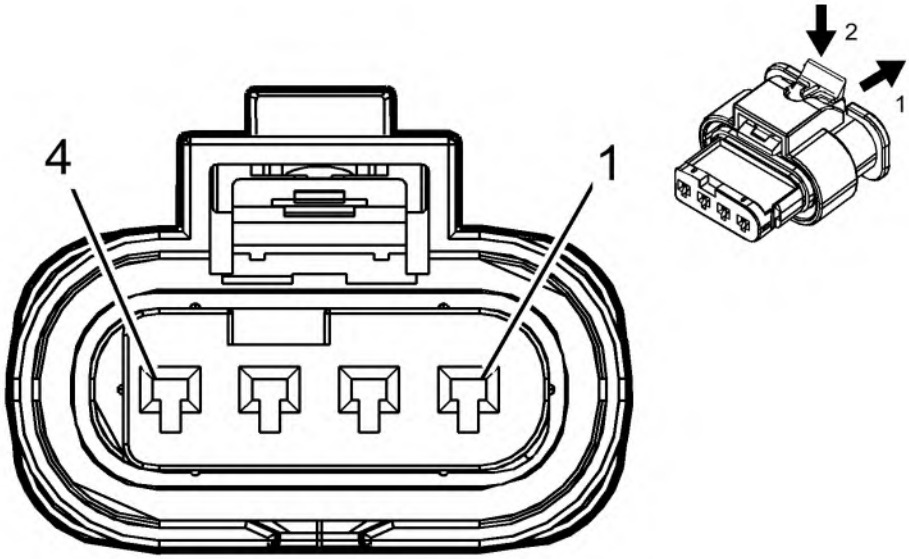

Connector Part Information

- Harness Type: Forward Lamp Extension
- OEM Connector: 4-2272005-2
- Service Connector: Service by Harness - See Part Catalog
- Description: 4-Way F 1.2 MCON Series (BK)

Terminal Part Information

Terminal Type ID	Terminated Lead	Diagnostic Test Probe	Terminal Removal Tool	Service Terminal	Tray Name	Core Crimp	Insulation Crimp
I	Not Required	J-35616-16 (LT GN)	No Tool Required	Not Required	Not Required	Not Required	Not Required

Pin	Size	Color	Circuit	Function	Terminal Type ID	Option
1	0.35	VT/BU	5705	Powertrain Main Relay Fused Control 6	I	-
2	0.35	GN/VT	4621	Local Interconnect Network Serial Data Bus 21	I	-
3	-	-	-	Not Occupied	-	-
4	0.35	BK	1150	Ground	I	VTI

M98 INTAKE MANIFOLD RUNNER VALVE ACTUATOR (LH7)

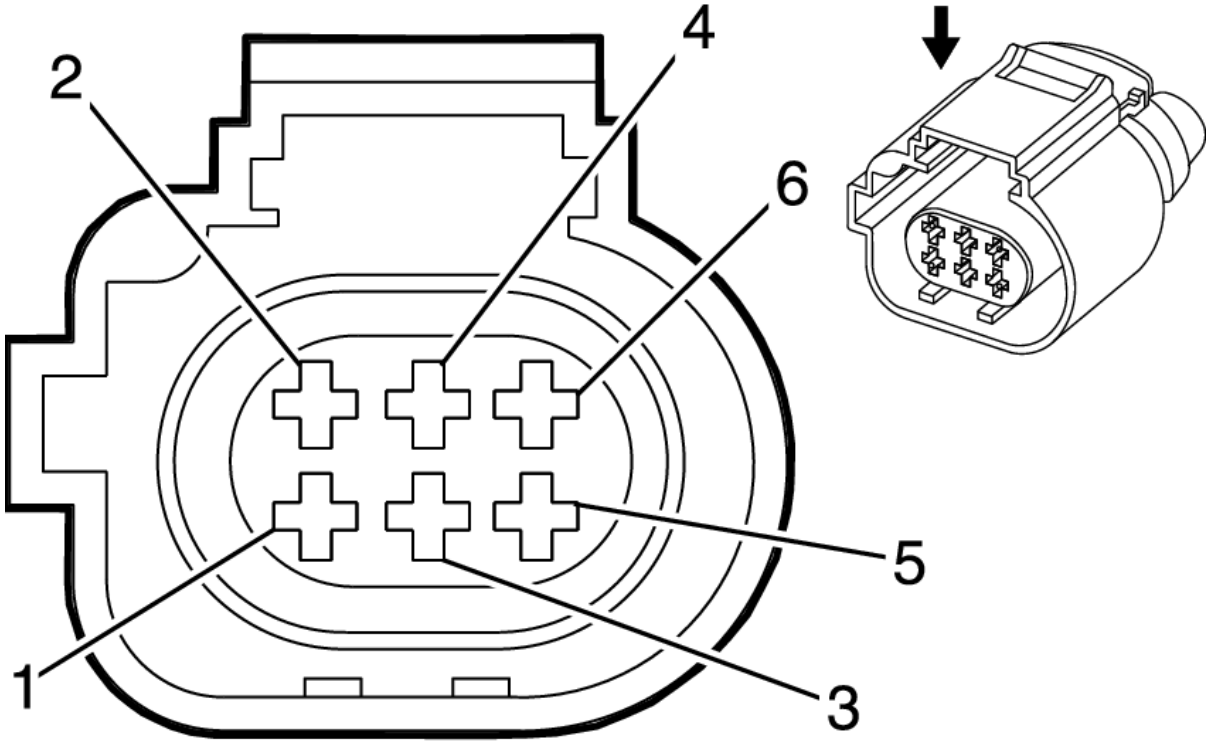

Connector Part Information

- Harness Type: Engine
- OEM Connector: 55571437
- Service Connector: 19368732
- Description: 6-Way F 1.6 Micro-Timer Series, Sealed (BN)

Terminal Part Information

Terminal Type ID	Terminated Lead	Diagnostic Test Probe	Terminal Removal Tool	Service Terminal	Tray Name	Core Crimp	Insulation Crimp
I	Not Required	J-35616-14 (GN)	No Tool Required	Not Required	Not Required	Not Required	Not Required

Pin	Size	Color	Circuit	Function	Terminal Type ID	Option
1	0.5	GN/GY	7316	Variable Swirl Valve PWM Control Signal	I	LH7
2	0.75	BK	450	Ground	I	LH7
3 - 4	-	-	-	Not Occupied	-	-
5	0.5	GY/VT	7368	Variable Swirl and Actuator Position Signal	I	LH7
6	0.75	VT/BU	5293	Powertrain Main Relay Fused Supply 4	I	-

M104L PARK BRAKE ACTUATOR - LEFT

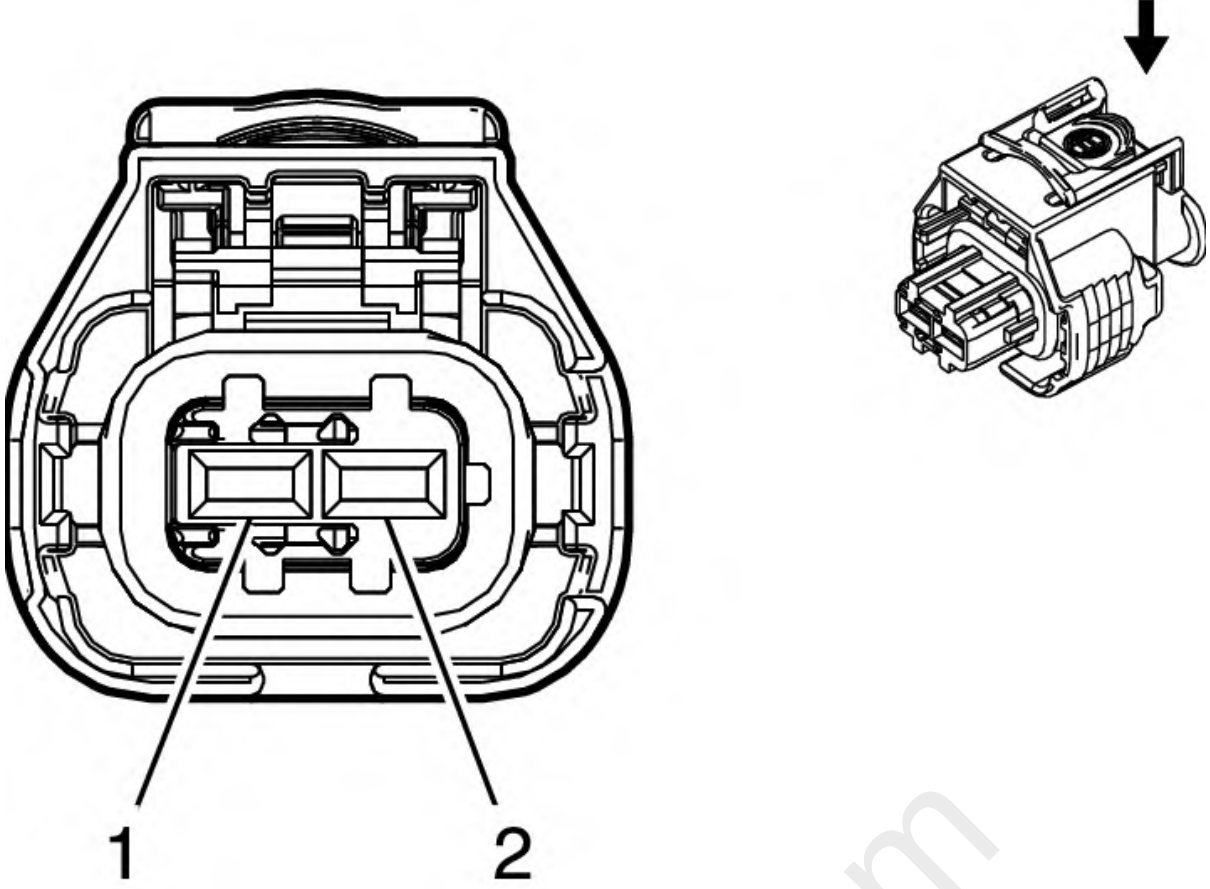

Connector Part Information

- Harness Type: Rear Axle
- OEM Connector: 13343445
- Service Connector: 19299882
- Description: 2-Way F 2.8 Series, Sealed (BK)

Terminal Part Information

Terminal Type ID	Terminated Lead	Diagnostic Test Probe	Terminal Removal Tool	Service Terminal	Tray Name	Core Crimp	Insulation Crimp
I	Not Required	J-35616-35 (VT)	No Tool Required	Not Required	Not Required	Not Required	Not Required

Pin	Size	Color	Circuit	Function	Terminal Type ID	Option
1	2.5	WH	2001	Park Brake Motor Apply Left Rear Control	I	-
2	2.5	GY/BK	4369	Park Brake Motor Low Reference Left Rear	I	-

M104R PARK BRAKE ACTUATOR - RIGHT

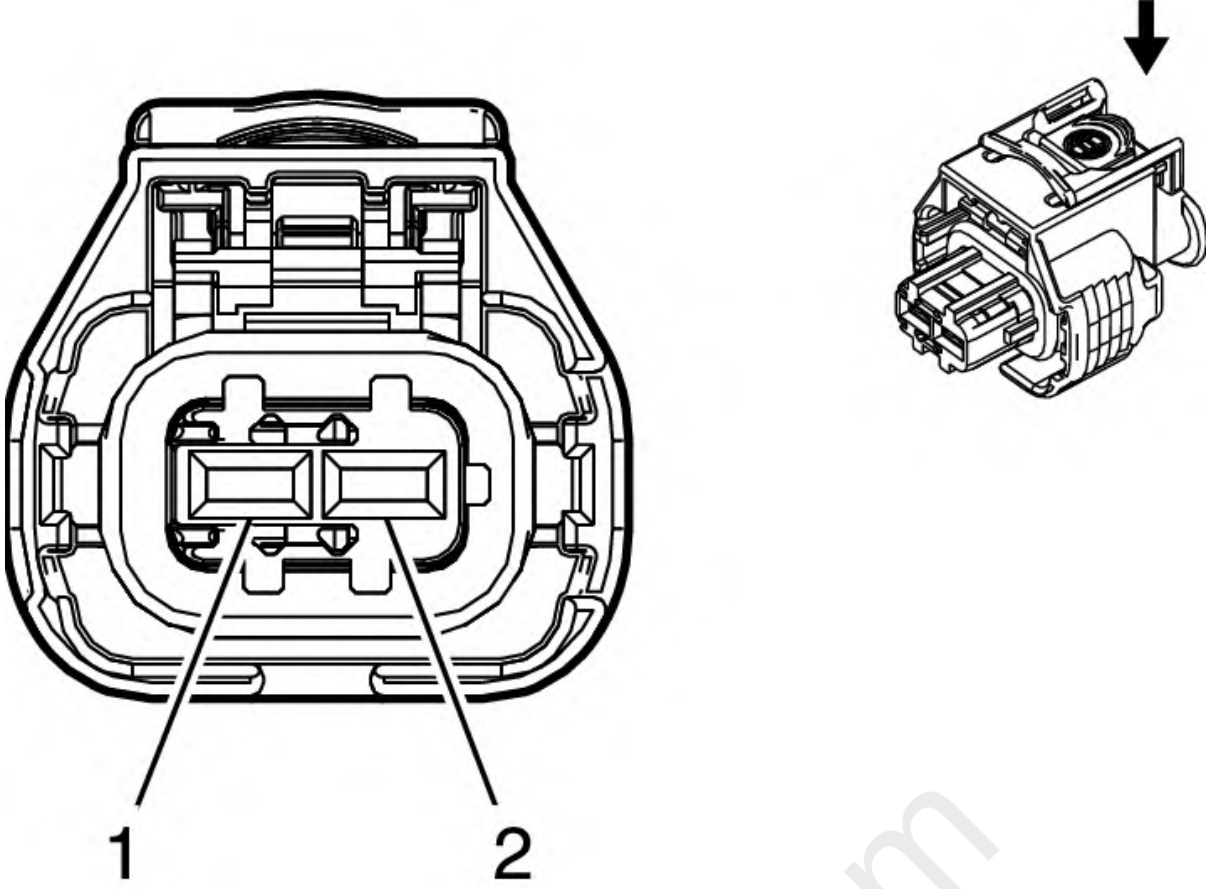

Connector Part Information

- Harness Type: Rear Axle
- OEM Connector: 13343445
- Service Connector: Service by Harness - See Part Catalog
- Description: 2-Way F 2.8 Series, Sealed (BK)

Terminal Part Information

Terminal Type ID	Terminated Lead	Diagnostic Test Probe	Terminal Removal Tool	Service Terminal	Tray Name	Core Crimp	Insulation Crimp
I	Not Required	J-35616-35 (VT)	No Tool Required	Not Required	Not Required	Not Required	Not Required

Pin	Size	Color	Circuit	Function	Terminal Type ID	Option
1	2.5	GN/VT	1988	Park Brake Motor Apply Right Rear Control	I	-
2	2.5	GY	4368	Park Brake Motor Low Reference Right Rear	I	-

M115 POWER TRANSFER UNIT SHIFT ACTUATOR X1 (F48)

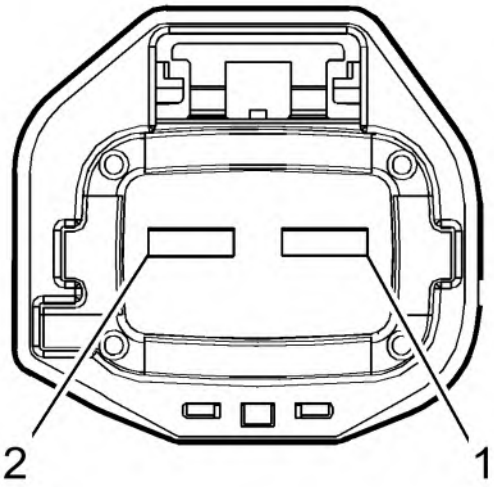

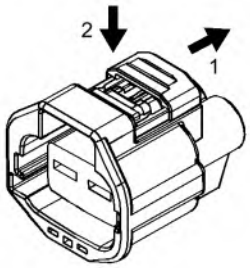

Connector Part Information

- Harness Type: Engine
- OEM Connector: 7287-6196-10
- Service Connector: 19355452
- Description: 2-Way F 6.3 Series, Sealed (D-GY)

Terminal Part Information

Terminal Type ID	Terminated Lead	Diagnostic Test Probe	Terminal Removal Tool	Service Terminal	Tray Name	Core Crimp	Insulation Crimp
I	Not Required	J-35616-42 (RD)	No Tool Required	Not Required	Not Required	Not Required	Not Required

Pin	Size	Color	Circuit	Function	Terminal Type ID	Option
1	2.5	BN/GN	3945	All Wheel Drive Power Transfer Motor Control B	I	F48
2	2.5	VT/BN	3944	All Wheel Drive Power Transfer Motor Control A	I	-

M115 POWER TRANSFER UNIT SHIFT ACTUATOR X2 (F48)

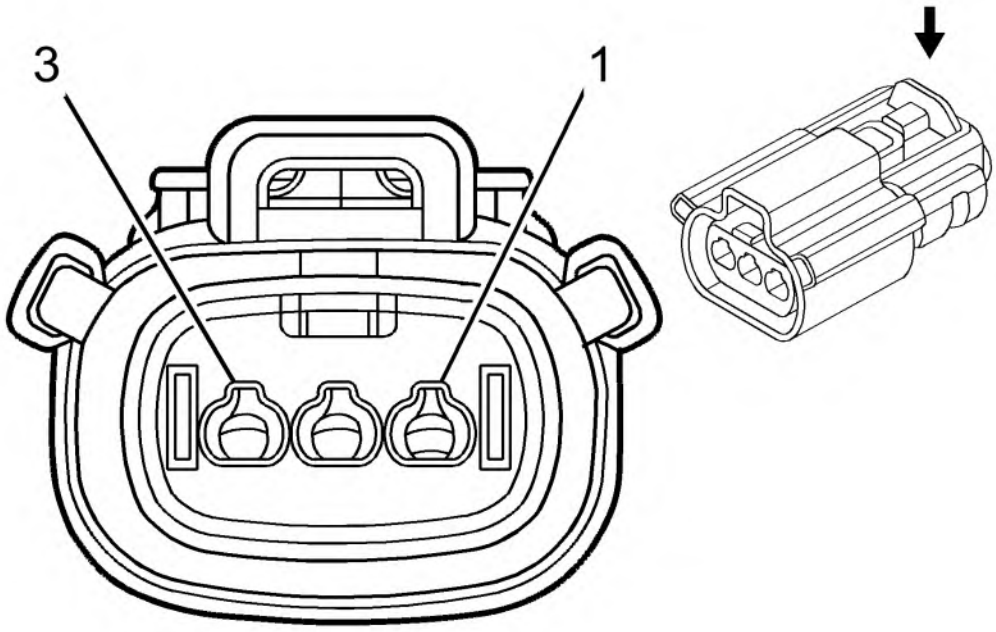

Connector Part Information

- Harness Type: Engine
- OEM Connector: 13503225
- Service Connector: 19301648
- Description: 3-Way F 150 MX Series, Sealed (BK)

Terminal Part Information

Terminal Type ID	Terminated Lead	Diagnostic Test Probe	Terminal Removal Tool	Service Terminal	Tray Name	Core Crimp	Insulation Crimp
I	Not Required	J-35616-14 (GN)	No Tool Required	Not Required	Not Required	Not Required	Not Required

Pin	Size	Color	Circuit	Function	Terminal Type ID	Option
1	0.5	GN/BN	3848	All Wheel Drive Power Transfer Unit Position Sensor Signal	I	F48
2	0.5	WH/RD	3847	All Wheel Drive Power Transfer Unit Position Sensor Voltage Reference	I	F48
3	0.5	BK/VT	3846	All Wheel Drive Power Transfer Unit Position Sensor Low Reference	I	-

M123 TRANSMISSION PARK VALVE LOCK SOLENOID ACTUATOR (M3H/M3U)

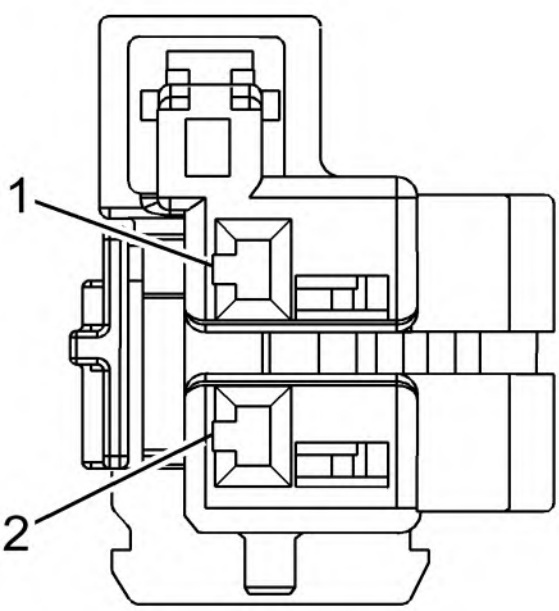

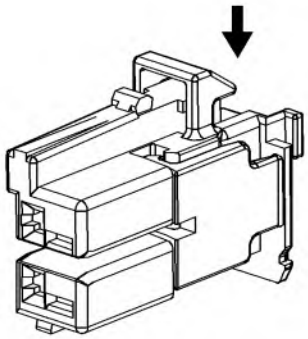

Connector Part Information

- Harness Type: Transmission
- OEM Connector: 2203696-2
- Service Connector: Service by Harness - See Part Catalog
- Description: 2-Way F 1.2 MCON Series (BU)

Terminal Part Information

Terminal Type ID	Terminated Lead	Diagnostic Test Probe	Terminal Removal Tool	Service Terminal	Tray Name	Core Crimp	Insulation Crimp
I	Not Required	J-35616-16 (LT GN)	No Tool Required	Not Required	Not Required	Not Required	Not Required

Pin	Size	Color	Circuit	Function	Terminal Type ID	Option
1	0.5	GY/BN	6388	Transmission High Side Driver 2 Signal	I	M3H/M3U
2	0.5	VT/BK	7553	Park Lock Solenoid Control	I	M3H/M3U

P2 TRANSMISSION SHIFT LEVER POSITION INDICATOR

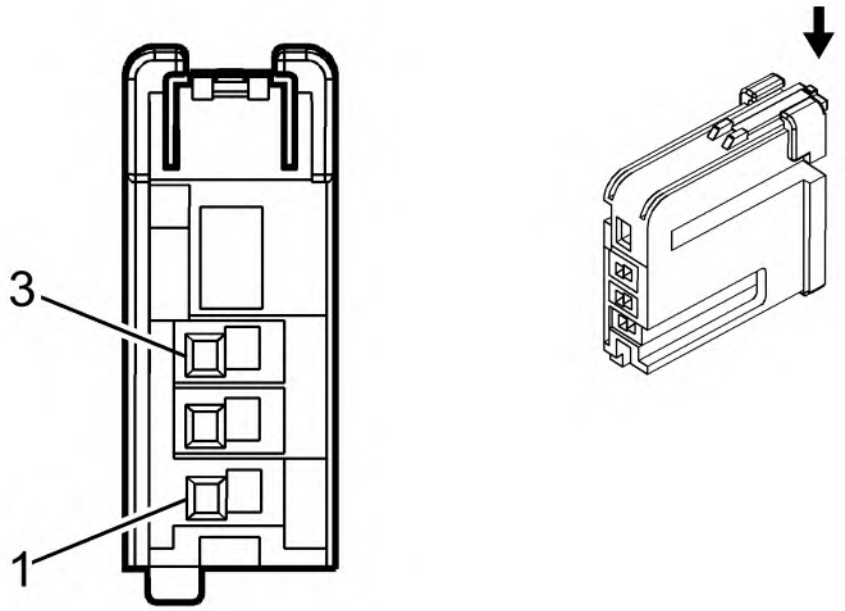

Connector Part Information

- Harness Type: Floor Console
- OEM Connector: 19153430
- Service Connector: Service by Harness - See Part Catalog
- Description: 3-Way F 0.64 Series (BK)

Terminal Part Information

Terminal Type ID	Terminated Lead	Diagnostic Test Probe	Terminal Removal Tool	Service Terminal	Tray Name	Core Crimp	Insulation Crimp
I	Not Required	J-35616-64B (LT BU)	No Tool Required	Not Required	Not Required	Not Required	Not Required

Pin	Size	Color	Circuit	Function	Terminal Type ID	Option
1	0.35	GY/VT	755	RAP Relay Coil Control	I	-
2	0.35	GN/BU	6133	Local Interconnect Network Serial Data Bus 2	I	-
3	0.35	BK	2250	Ground	I	-

P13 HORN ASSEMBLY

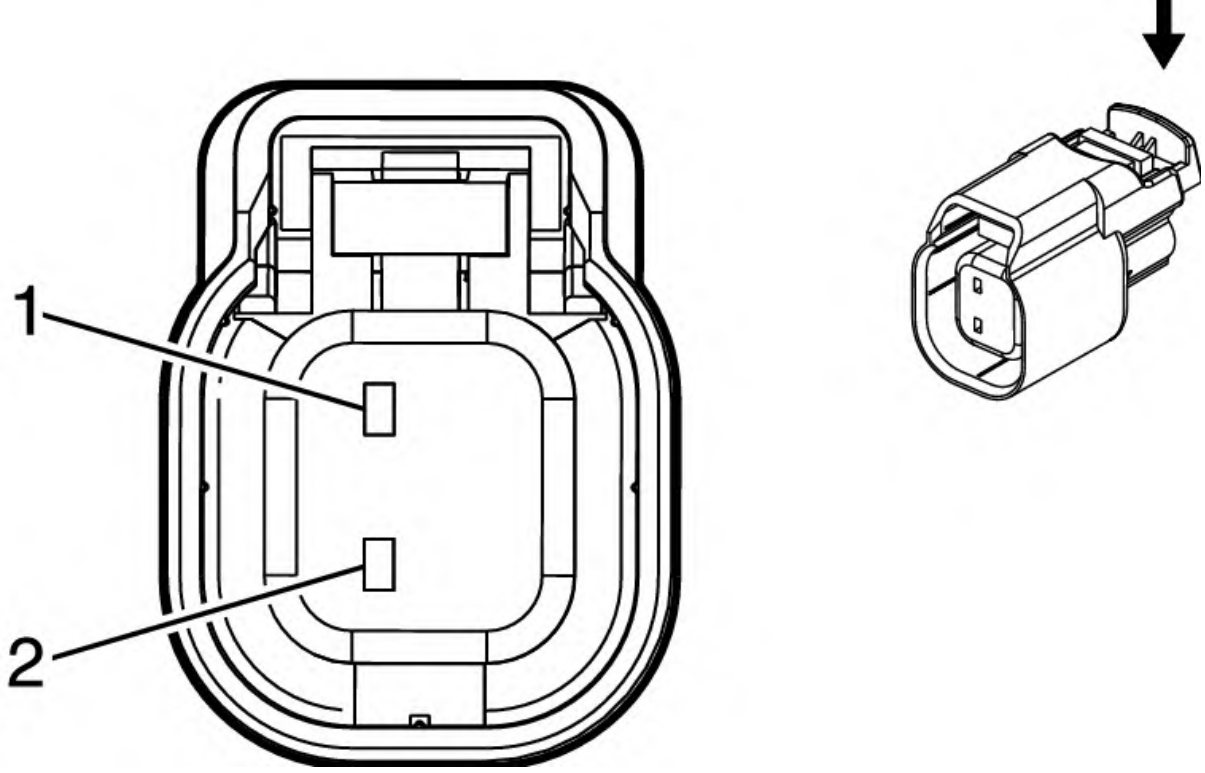

Connector Part Information

- Harness Type: Forward Lamp
- OEM Connector: 13503510
- Service Connector: 19367569
- Description: 2-Way F 1.5 Series, Sealed (BK)

Terminal Part Information

Terminal Type ID	Terminated Lead	Diagnostic Test Probe	Terminal Removal Tool	Service Terminal	Tray Name	Core Crimp	Insulation Crimp
I	Not Required	J-35616-14 (GN)	No Tool Required	Not Required	Not Required	Not Required	Not Required

Pin	Size	Color	Circuit	Function	Terminal Type ID	Option
1	0.75	BK	1050	Ground	I	U05
2	0.75	BN/GY	29	Horn Control	I	-

P16 INSTRUMENT CLUSTER X1

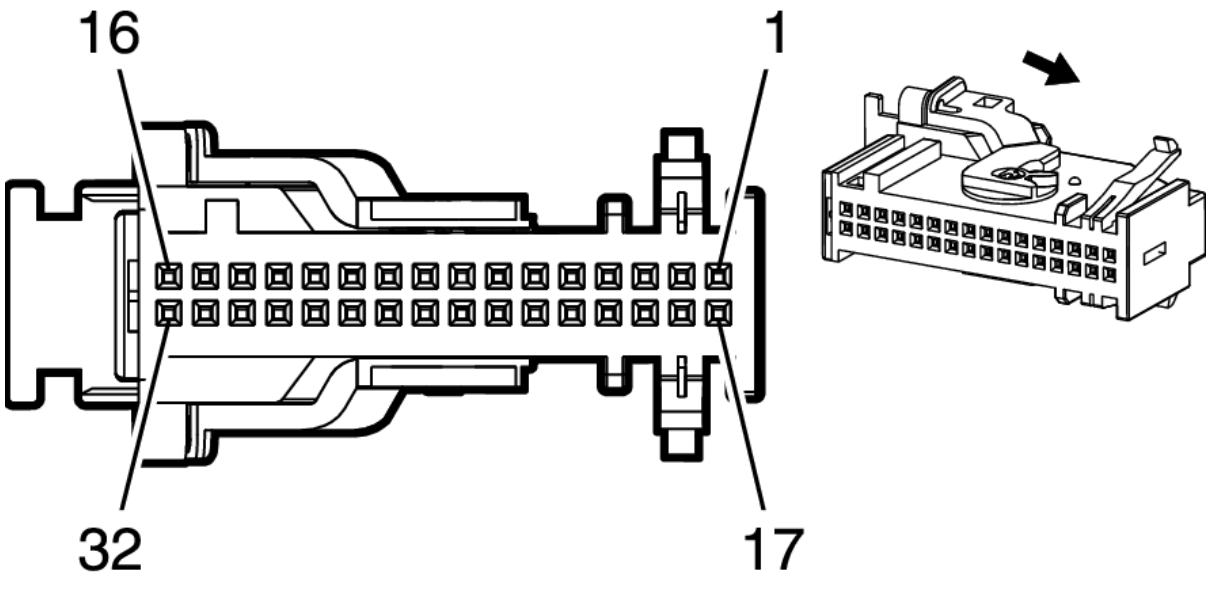

Connector Part Information

- Harness Type: Instrument Panel
- OEM Connector: 90587345
- Service Connector: 88988405
- Description: 32-Way F 0.64 Micro-Quadlock Series (BK)

Terminal Part Information

Terminal Type ID	Terminated Lead	Diagnostic Test Probe	Terminal Removal Tool	Service Terminal	Tray Name	Core Crimp	Insulation Crimp
I	13575584	J-35616-64B (LT BU)	J-38125-12A	Not Available	Not Available	Not Available	Not Available
II	19352073	J-35616-64B (LT BU)	J-38125-12A	Not Available	Not Available	Not Available	Not Available
II	19352073	J-35616-64B (LT BU)	J-38125-12A	Not Available	Not Available	Not Available	Not Available

Pin	Size	Color	Circuit	Function	Terminal Type ID	Option
1	0.35	WH/GN	3997	MOST Serial Data (-)	I	UDD+IO5/IO6
2	0.35	GY/VT	3998	MOST Serial Data (+)	I	UDD+IO5/IO6
3	0.35	GY/GN	1102	Low Speed GMLAN Serial Data #2	II	-
4	-	-	-	Not Occupied	-	-
5	0.35	WH/VT	3999	MOST Control	I	UDD+IO5/IO6/UQA-IOS-IOT-IOU
6	-	-	-	Not Occupied	-	-
7	0.35	RD/BN	2240	Battery Positive Voltage	II	-
8	0.35	VT/GN	39	Run/Crank Ignition 1 Voltage	II	-
9 - 11	-	-	-	Not Occupied	-	-
12	0.35	GY/YE	3885	Forward Collision Alert LED Control	II	UEU
13 - 15	-	-	-	Not Occupied	-	-
16	0.13	BN/WH	419	Check Engine Indicator Control	II	NTB/NUB/LH7
17	0.35	GY/VT	3998	MOST Serial Data (+)	I	-
18	0.35	WH/GN	3997	MOST Serial Data (-)	I	-
19	0.35	BK	1750	Ground	II	-
20	0.35	GN/BK	3894	Local Interconnect Network Serial Data Bus 12	II	-
21 - 23	-	-	-	Not Occupied	-	-
24	0.35	VT	185	Low Washer Fluid Indicator Control	II	-
25 - 29	-	-	-	Not Occupied	-	-
30	0.35	WH/GN	3535	Reflected LED Display Dimming Control	II	UEU
31	-	-	-	Not Occupied	-	-

mp30.com

Pin	Size	Color	Circuit	Function	Terminal Type ID	Option
32	0.35	GN/BN	507	Wait To Start Indicator Control	II	LH7

P16 INSTRUMENT CLUSTER X3

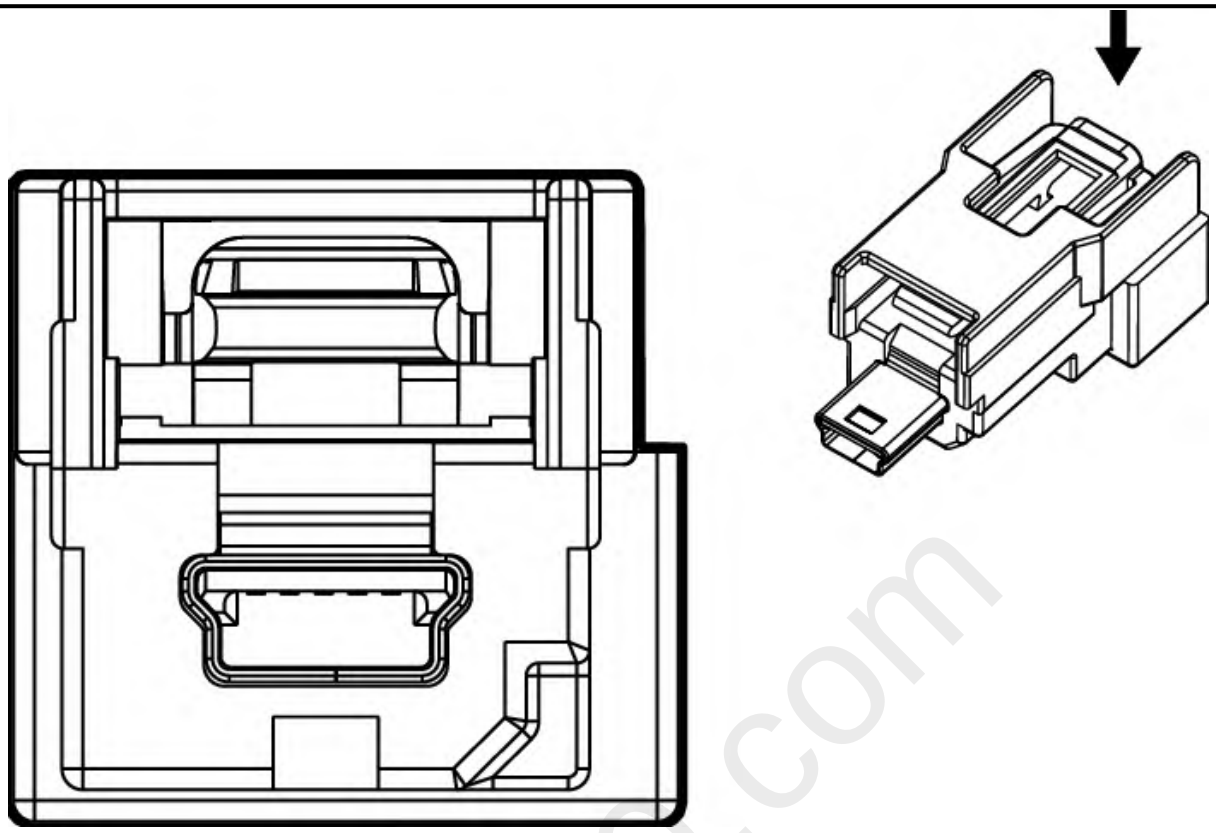

Connector Part Information

- Harness Type: Instrument Panel
- OEM Connector: 13576692
- Service Connector: Service by Cable Assembly - See Part Catalog
- Description: 5-Way M 2.0 Mini-B USB Type (BK)

Terminal Part Information

Terminal Type ID	Terminated Lead	Diagnostic Test Probe	Terminal Removal Tool	Service Terminal	Tray Name	Core Crimp	Insulation Crimp
I	Not Required	No Tool Required	No Tool Required	Not Required	Not Required	Not Required	Not Required

Pin	Size	Color	Circuit	Function	Terminal Type ID	Option
-	-	USB	-	USB Serial Data	I	-

P17 INFO DISPLAY MODULE X1 (IOB)

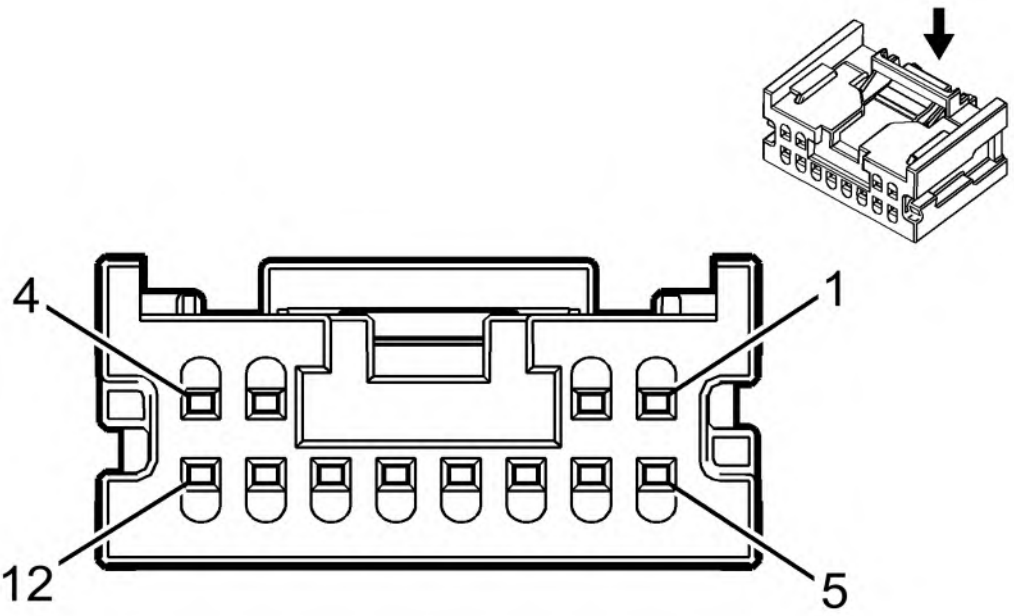

Connector Part Information

- Harness Type: Instrument Panel
- OEM Connector: 13507121
- Service Connector: 13507121
- Description: 12-Way F Mini 50 Series (BK)

Terminal Part Information

Terminal Type ID	Terminated Lead	Diagnostic Test Probe	Terminal Removal Tool	Service Terminal	Tray Name	Core Crimp	Insulation Crimp
I	19333221	EL-35616-58 (BK)	J-38125-553	Not Available	Not Available	Not Available	Not Available

Pin	Size	Color	Circuit	Function	Terminal Type ID	Option
1	0.35	BU/GN	2813	Radio Display Backlight Dimming Control	I	IOB
2	0.35	WH	2811	Radio Display Diagnostic Signal	I	IOB
3	0.35	BU/RD	2807	Radio Keypad Voltage Reference	I	IOB
4	0.35	GN/BK	2805	Radio Keypad Ground Return	I	IOB
5	0.35	BN	2814	Radio Display Low Voltage Differential Signaling Lock Signal	I	IOB
6	0.35	GY/VT	2812	Radio Display Low Voltage Differential Signaling Error Signal	I	IOB
7	0.35	GY/BU	2803	Radio Display Touch Interrupt Request Signal	I	IOB
8	0.35	BK/GN	2804	Radio Display Backlight Low Reference	I	IOB
9	0.35	BK	1750	Ground	I	IOB
10	0.35	BK	1750	Ground	I	IOB
11	0.35	BK/YE	2806	Radio Keypad Low Reference	I	IOB

Pin	Size	Color	Circuit	Function	Terminal Type ID	Option
12	0.35	BU/GY	2808	Radio Keypad Dimming Control	I	IOB

P17 INFO DISPLAY MODULE X2 (IOB/IO5/IO6)

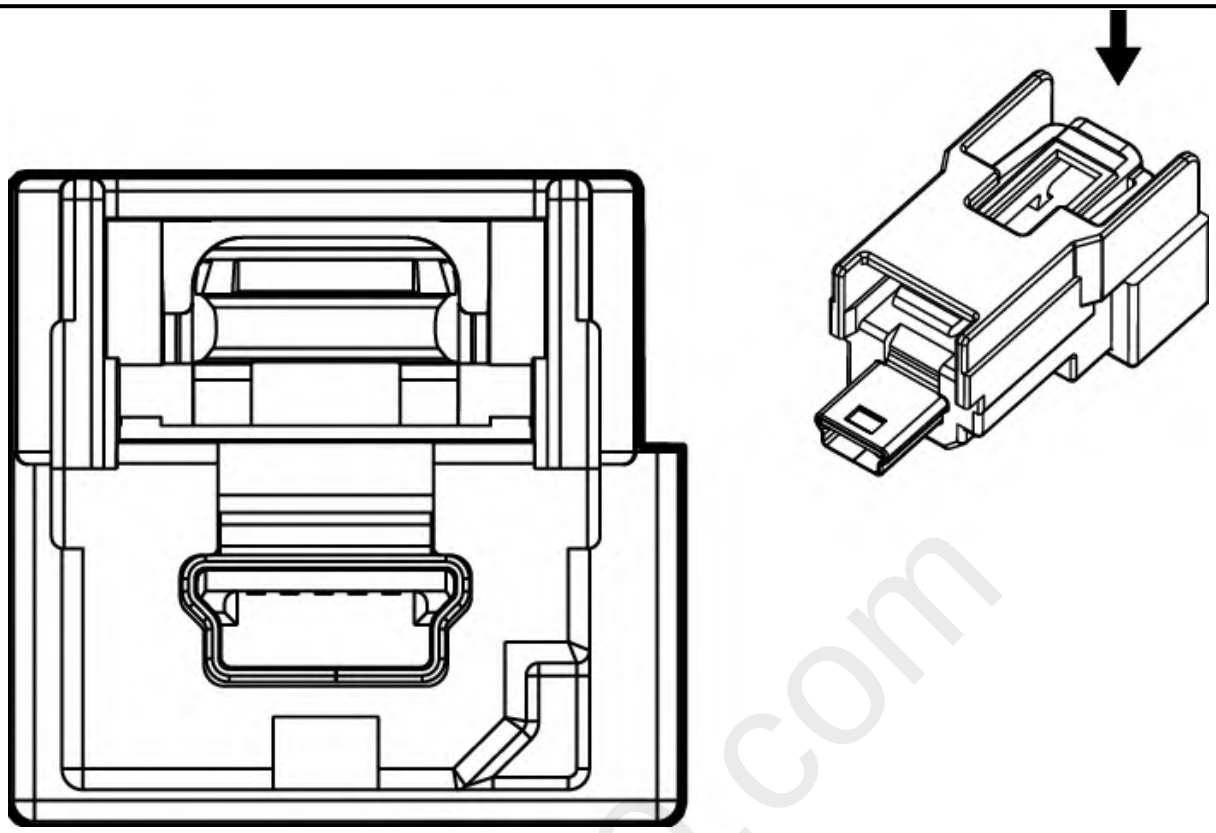

Connector Part Information

- Harness Type: Instrument Panel LVDS
- OEM Connector: 13581312
- Service Connector: Service by Cable Assembly - See Part Catalog
- Description: 5-Way M 2.0 Mini-B USB Type (BK)

Terminal Part Information

Terminal Type ID	Terminated Lead	Diagnostic Test Probe	Terminal Removal Tool	Service Terminal	Tray Name	Core Crimp	Insulation Crimp
I	Not Required	No Tool Required	No Tool Required	Not Required	Not Required	Not Required	Not Required

Pin	Size	Color	Circuit	Function	Terminal Type ID	Option
-	-	LVDS	-	Navigation Display Signal	I	-

P17 INFO DISPLAY MODULE X1 (IOR)

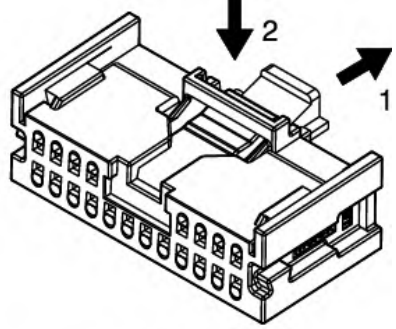

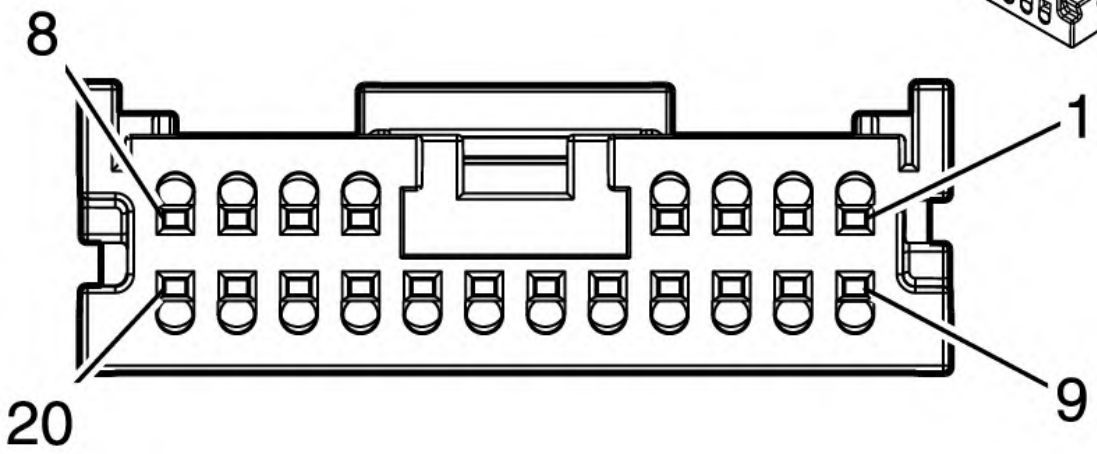

Connector Part Information

- Harness Type: Instrument Panel
- OEM Connector: 13596105
- Service Connector: 13596105
- Description: 20-Way F Mini 50 Series (BK)

Terminal Part Information

Terminal Type ID	Terminated Lead	Diagnostic Test Probe	Terminal Removal Tool	Service Terminal	Tray Name	Core Crimp	Insulation Crimp
I	19333221	EL-35616-58 (BK)	J-38125-553	Not Available	Not Available	Not Available	Not Available

Pin	Size	Color	Circuit	Function	Terminal Type ID	Option
1	0.35	BU/RD	2807	Radio Keypad Voltage Reference	I	IOR
2	0.35	GY/BU	2803	Radio Display Touch Interrupt Request Signal	I	IOR
3	-	-	-	Not Occupied	-	-
4	0.35	BU	4315	Radio Volume Up Signal	I	IOR
5	0.35	GY/BN	4314	Radio Volume Down Signal	I	IOR
6	0.35	BN/WH	2809	Radio Keypad Power Signal	I	IOR
7	0.35	VT/WH	2810	Radio Keypad Button Signal	I	IOR
8	0.35	BU/GY	2808	Radio Keypad Dimming Control	I	IOR
9	0.35	BU/GN	2813	Radio Display Backlight Dimming Control	I	IOR
10	-	-	-	Not Occupied	-	-
11	0.35	BK/GN	2804	Radio Display Backlight Low Reference	I	IOR
12	0.35	BN/WH	2517	Keypad Red LED Control	I	IOR
13	0.35	BU/RD	2807	Radio Keypad Voltage Reference	I	IOR
14	0.35	BU	4315	Radio Volume Up Signal	I	IOR

Pin	Size	Color	Circuit	Function	Terminal Type ID	Option
15	0.35	GY/BN	4314	Radio Volume Down Signal	I	IOR
16	0.35	BN/WH	2809	Radio Keypad Power Signal	I	IOR
17	0.35	VT/WH	2810	Radio Keypad Button Signal	I	IOR
18	0.35	BU/GY	2808	Radio Keypad Dimming Control	I	IOR
19	0.35	GY/VT	3363	Navigation Display Dimming Control	I	IOR
20	0.35	BK/YE	2806	Radio Keypad Low Reference	I	IOR

P17 INFO DISPLAY MODULE X2 (IOR)

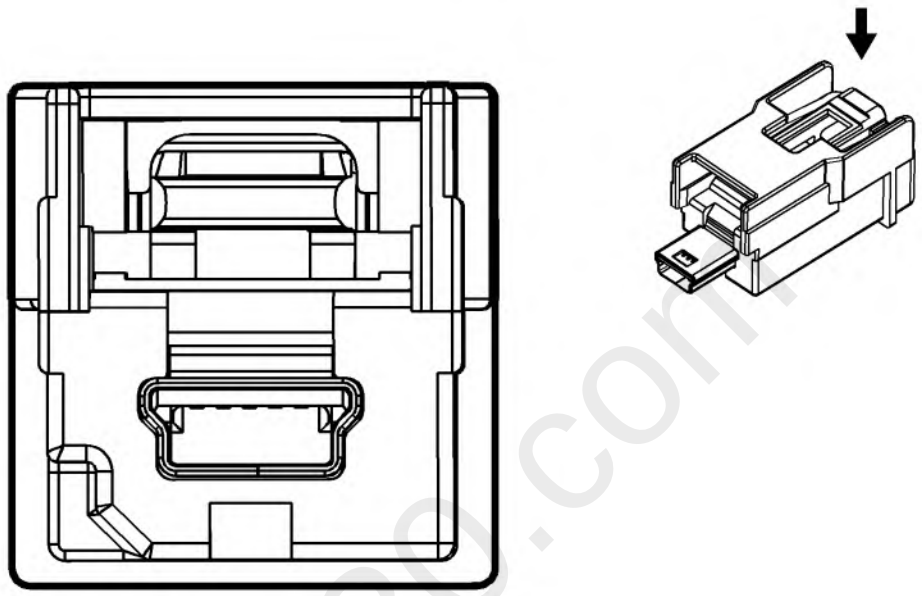

Connector Part Information

- Harness Type: Instrument Panel LVDS
- OEM Connector: 111014-9501
- Service Connector: Service by Cable Assembly - See Part Catalog
- Description: 5-Way M 2.0 Mini-B USB Type (GY)

Terminal Part Information

Terminal Type ID	Terminated Lead	Diagnostic Test Probe	Terminal Removal Tool	Service Terminal	Tray Name	Core Crimp	Insulation Crimp
I	Not Required	No Tool Required	No Tool Required	Not Required	Not Required	Not Required	Not Required

Pin	Size	Color	Circuit	Function	Terminal Type ID	Option
-	-	LVDS	-	Navigation Display Signal	I	-

P17 INFO DISPLAY MODULE X2 (IOS/IOT/IOU)

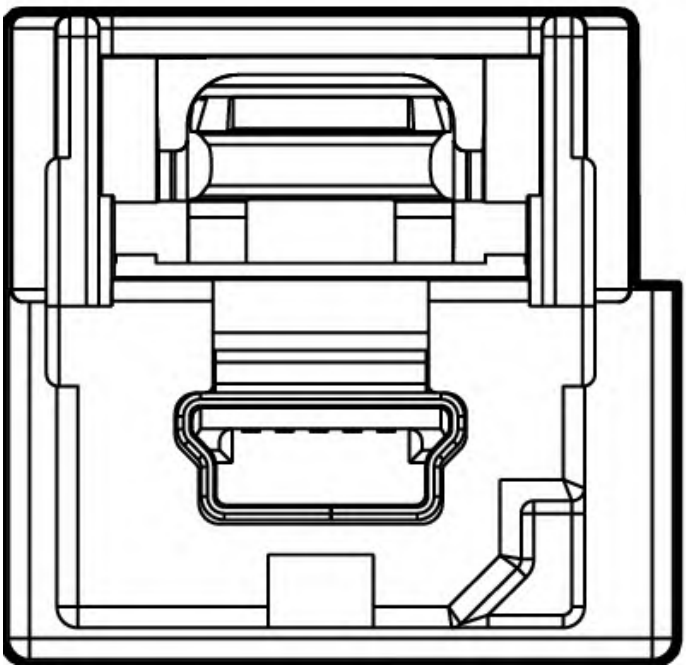

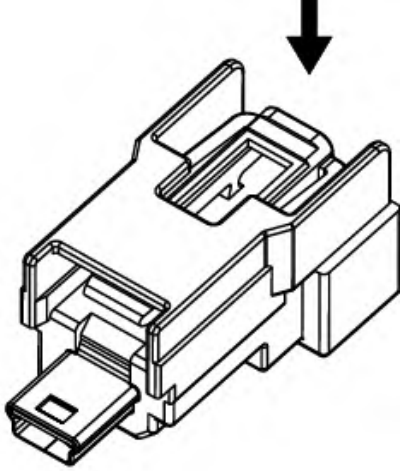

Connector Part Information

- Harness Type: Instrument Panel LVDS
- OEM Connector: 111014-9400
- Service Connector: Service by Cable Assembly - See Part Catalog
- Description: 5-Way M 2.0 Mini-B USB Type (BK)

Terminal Part Information

Terminal Type ID	Terminated Lead	Diagnostic Test Probe	Terminal Removal Tool	Service Terminal	Tray Name	Core Crimp	Insulation Crimp
I	Not Required	No Tool Required	No Tool Required	Not Required	Not Required	Not Required	Not Required

Pin	Size	Color	Circuit	Function	Terminal Type ID	Option
-	-	LVDS	-	Navigation Display Signal	I	-

P17 INFO DISPLAY MODULE X1 (IOS/IOT/IOU/IO5/IO6)

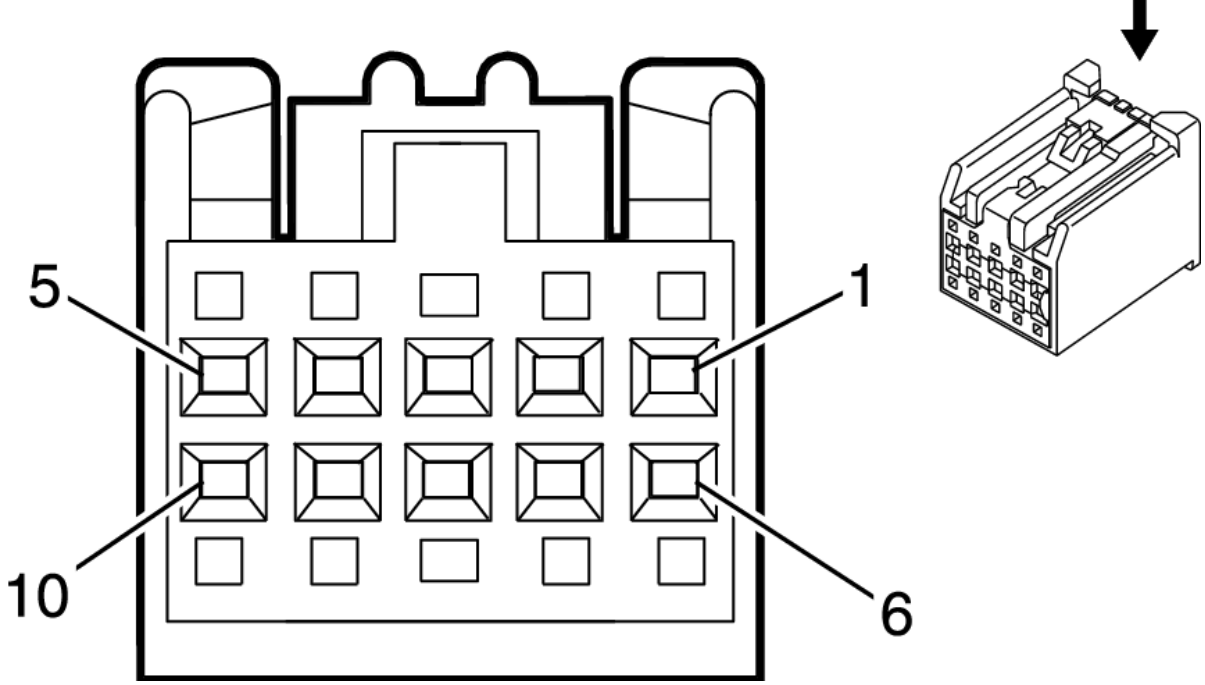

Connector Part Information

- Harness Type: Instrument Panel
- OEM Connector: 13577390
- Service Connector: 13577390
- Description: 10-Way F 0.64 Kaizen Series (BK)

Terminal Part Information

Terminal Type ID	Terminated Lead	Diagnostic Test Probe	Terminal Removal Tool	Service Terminal	Tray Name	Core Crimp	Insulation Crimp
I	13575742	J-35616-64B (LT BU)	J-38125-215A	Not Available	Not Available	Not Available	Not Available

Pin	Size	Color	Circuit	Function	Terminal Type ID	Option
1	0.35	RD/BU	2540	Battery Positive Voltage	I	-
2	-	-	-	Not Occupied	-	-
3	0.35	GY/GN	1102	Low Speed GMLAN Serial Data #2	I	-
4	-	-	-	Not Occupied	-	-
5	0.35	GN/BU	7532	Local Interconnect Network Serial Data Bus 10	I	-
6 - 7	-	-	-	Not Occupied	-	-
8	0.35	GN/WH	7527	Local Interconnect Network Serial Data Bus 5	I	-
9	-	-	-	Not Occupied	-	-
10	0.35	BK	1750	Ground	I	-

P19AG SPEAKER - LEFT FRONT DOOR (UQA)

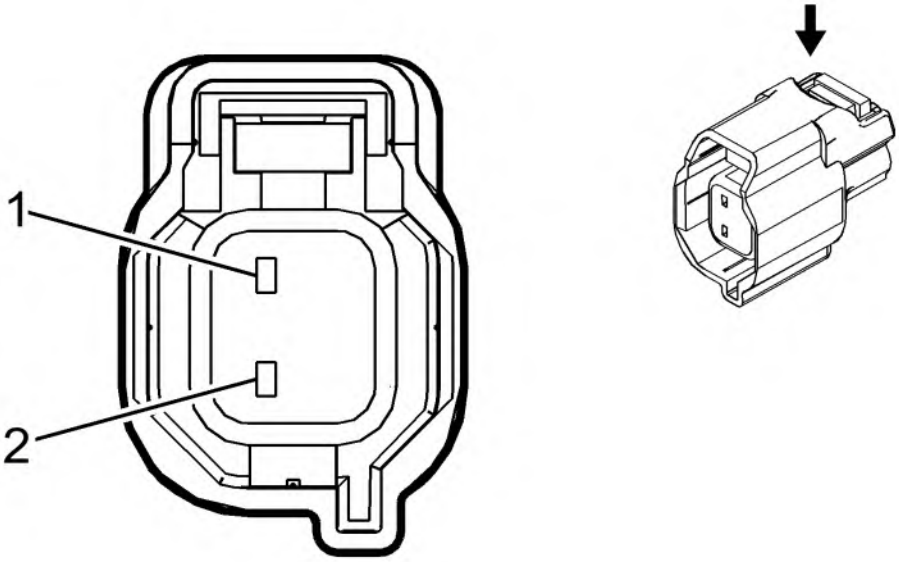

Connector Part Information

- Harness Type: Driver Door
- OEM Connector: 34062-0022
- Service Connector: Service by Harness - See Part Catalog
- Description: 2-Way F 1.5 Series, Sealed (L-GY)

Terminal Part Information

Terminal Type ID	Terminated Lead	Diagnostic Test Probe	Terminal Removal Tool	Service Terminal	Tray Name	Core Crimp	Insulation Crimp
I	Not Required	J-35616-14 (GN)	No Tool Required	Not Required	Not Required	Not Required	Not Required

Pin	Size	Color	Circuit	Function	Terminal Type ID	Option
1	1.5	BN/BU	118	Left Front Speaker Signal (-) 1	I	UQA
2	1.5	BU	201	Left Front Speaker Control (+) 1	I	UQA

P19AG SPEAKER - LEFT FRONT DOOR (UZ6)

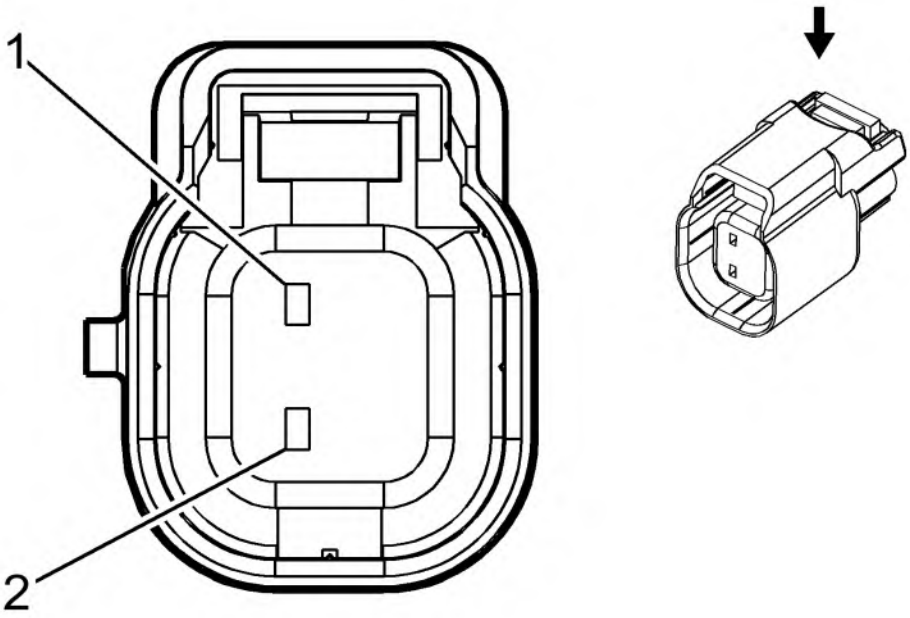

Connector Part Information

- Harness Type: Driver Door
- OEM Connector: 34062-0046
- Service Connector: Service by Harness - See Part Catalog
- Description: 2-Way F 1.5 Series, Sealed (BK)

Terminal Part Information

Terminal Type ID	Terminated Lead	Diagnostic Test Probe	Terminal Removal Tool	Service Terminal	Tray Name	Core Crimp	Insulation Crimp
I	Not Required	J-35616-14 (GN)	No Tool Required	Not Required	Not Required	Not Required	Not Required

Pin	Size	Color	Circuit	Function	Terminal Type ID	Option
1	0.75	BN/BU	118	Left Front Speaker Signal (-) 1	I	UZ6
2	0.75	BU	201	Left Front Speaker Control (+) 1	I	UZ6

P19AH SPEAKER - RIGHT FRONT DOOR (UQA)

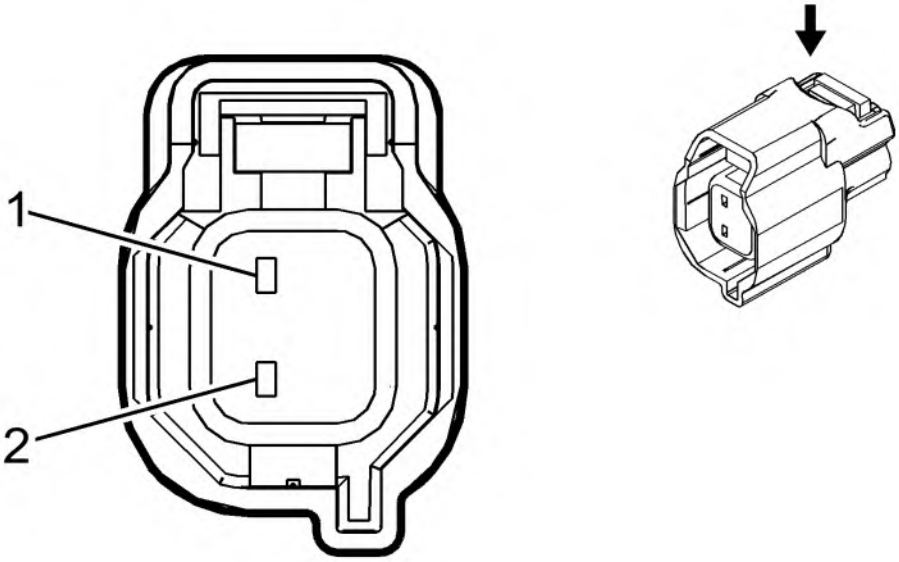

Connector Part Information

- Harness Type: Passenger Door
- OEM Connector: 34062-0022
- Service Connector: Service by Harness - See Part Catalog
- Description: 2-Way F 1.5 Series, Sealed (L-GY)

Terminal Part Information

Terminal Type ID	Terminated Lead	Diagnostic Test Probe	Terminal Removal Tool	Service Terminal	Tray Name	Core Crimp	Insulation Crimp
I	Not Required	J-35616-14 (GN)	No Tool Required	Not Required	Not Required	Not Required	Not Required

Pin	Size	Color	Circuit	Function	Terminal Type ID	Option
1	1.5	YE/BK	117	Right Front Speaker Signal (-) 1	I	UQA
2	1.5	YE	200	Right Front Speaker Control (+) 1	I	UQA

P19AH SPEAKER - RIGHT FRONT DOOR (UZ6)

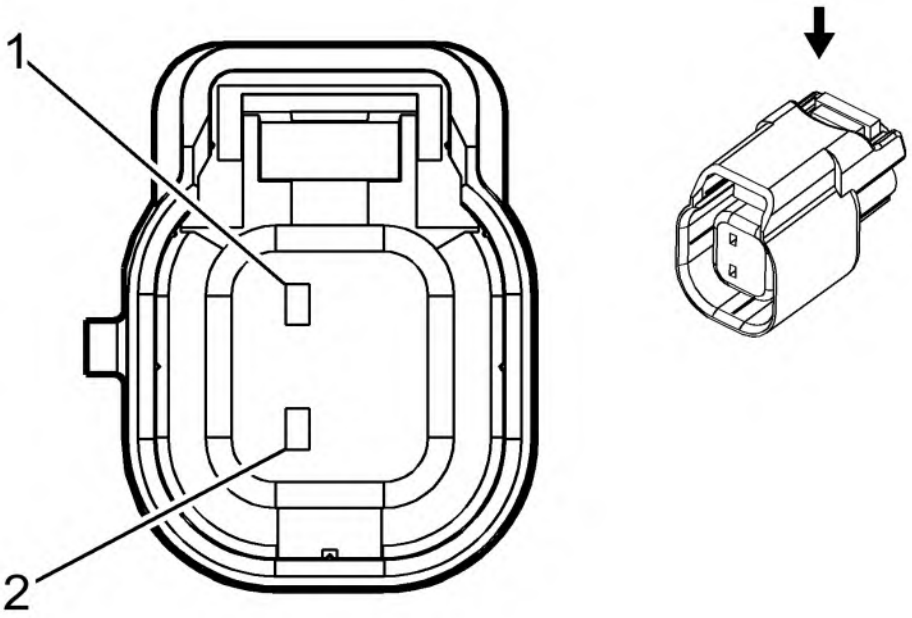

Connector Part Information

- Harness Type: Passenger Door
- OEM Connector: 34062-0046
- Service Connector: Service by Harness - See Part Catalog
- Description: 2-Way F 1.5 Series, Sealed (BK)

Terminal Part Information

Terminal Type ID	Terminated Lead	Diagnostic Test Probe	Terminal Removal Tool	Service Terminal	Tray Name	Core Crimp	Insulation Crimp
I	Not Required	J-35616-14 (GN)	No Tool Required	Not Required	Not Required	Not Required	Not Required

Pin	Size	Color	Circuit	Function	Terminal Type ID	Option
1	0.75	YE/BK	117	Right Front Speaker Signal (-) 1	I	UZ6
2	0.75	YE	200	Right Front Speaker Control (+) 1	I	UZ6

P19AL SPEAKER - LEFT REAR DOOR (UQA)

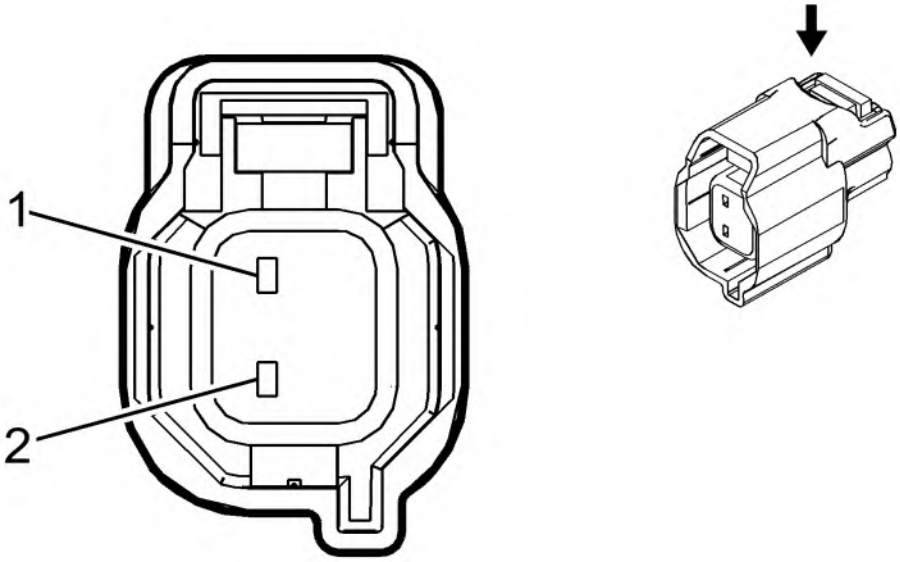

Connector Part Information

- Harness Type: Left Rear Door
- OEM Connector: 13582637
- Service Connector: Service by Harness - See Part Catalog
- Description: 2-Way F 1.5 Series (L-GY)

Terminal Part Information

Terminal Type ID	Terminated Lead	Diagnostic Test Probe	Terminal Removal Tool	Service Terminal	Tray Name	Core Crimp	Insulation Crimp
I	Not Required	J-35616-14 (GN)	No Tool Required	Not Required	Not Required	Not Required	Not Required

Pin	Size	Color	Circuit	Function	Terminal Type ID	Option
1	0.75	GN/BK	116	Left Rear Speaker Signal (-)	I	UQA
2	0.75	GN	199	Left Rear Speaker Control (+)	I	UQA

P19AL SPEAKER - LEFT REAR DOOR (UZ6)

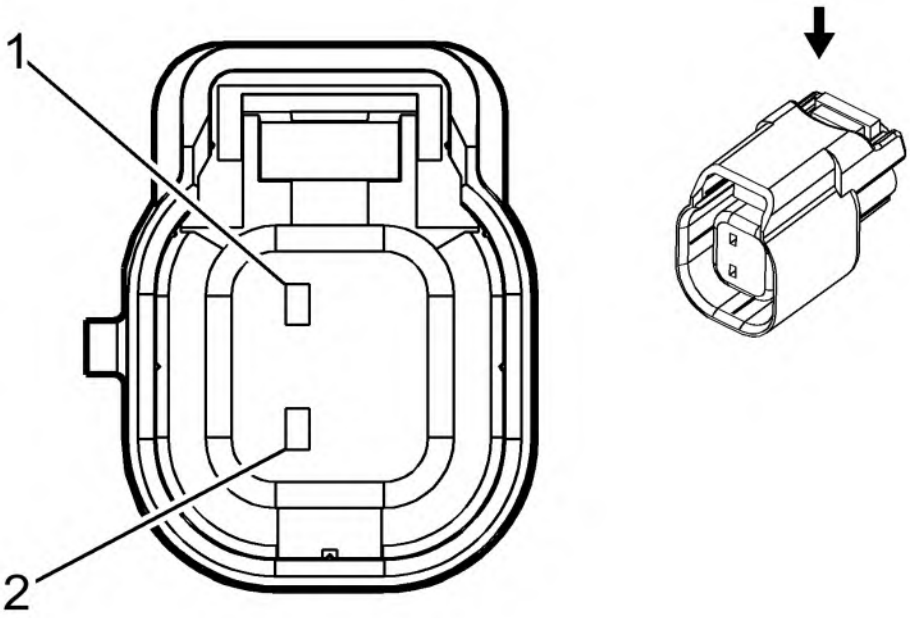

Connector Part Information

- Harness Type: Left Rear Door
- OEM Connector: 13582919
- Service Connector: Service by Harness - See Part Catalog
- Description: 2-Way F 1.5 Series, Sealed (BK)

Terminal Part Information

Terminal Type ID	Terminated Lead	Diagnostic Test Probe	Terminal Removal Tool	Service Terminal	Tray Name	Core Crimp	Insulation Crimp
I	Not Required	J-35616-14 (GN)	No Tool Required	Not Required	Not Required	Not Required	Not Required

Pin	Size	Color	Circuit	Function	Terminal Type ID	Option
1	0.75	GN/BK	116	Left Rear Speaker Signal (-)	I	UZ6
2	0.75	GN	199	Left Rear Speaker Control (+)	I	UZ6

P19AM SPEAKER - RIGHT REAR DOOR (UQA)

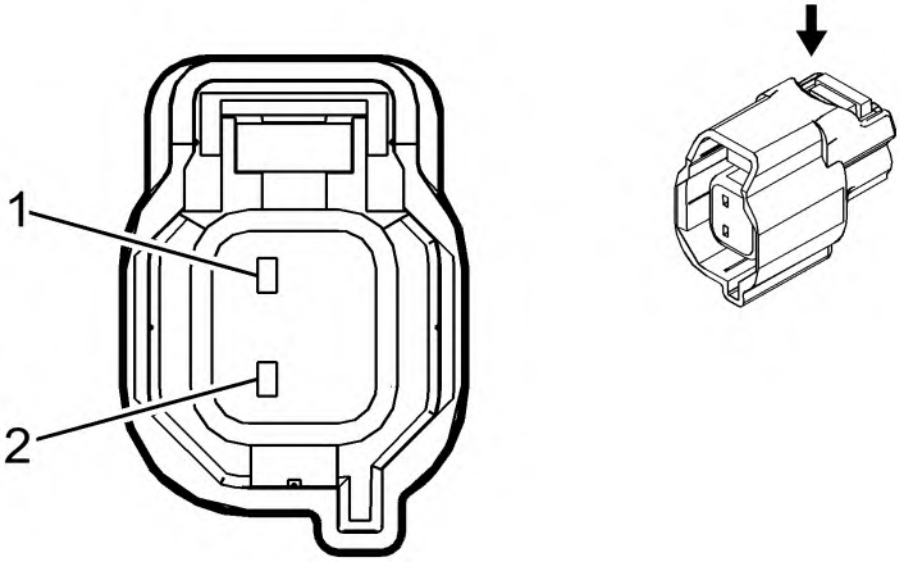

Connector Part Information

- Harness Type: Right Rear Door
- OEM Connector: 13582637
- Service Connector: Service by Harness - See Part Catalog
- Description: 2-Way F 1.5 Series (L-GY)

Terminal Part Information

Terminal Type ID	Terminated Lead	Diagnostic Test Probe	Terminal Removal Tool	Service Terminal	Tray Name	Core Crimp	Insulation Crimp
I	Not Required	J-35616-14 (GN)	No Tool Required	Not Required	Not Required	Not Required	Not Required

Pin	Size	Color	Circuit	Function	Terminal Type ID	Option
1	0.75	BU/BK	115	Right Rear Speaker Signal (-)	I	UQA
2	0.75	WH	46	Right Rear Speaker Control (+)	I	UQA

P19AM SPEAKER - RIGHT REAR DOOR (UZ6)

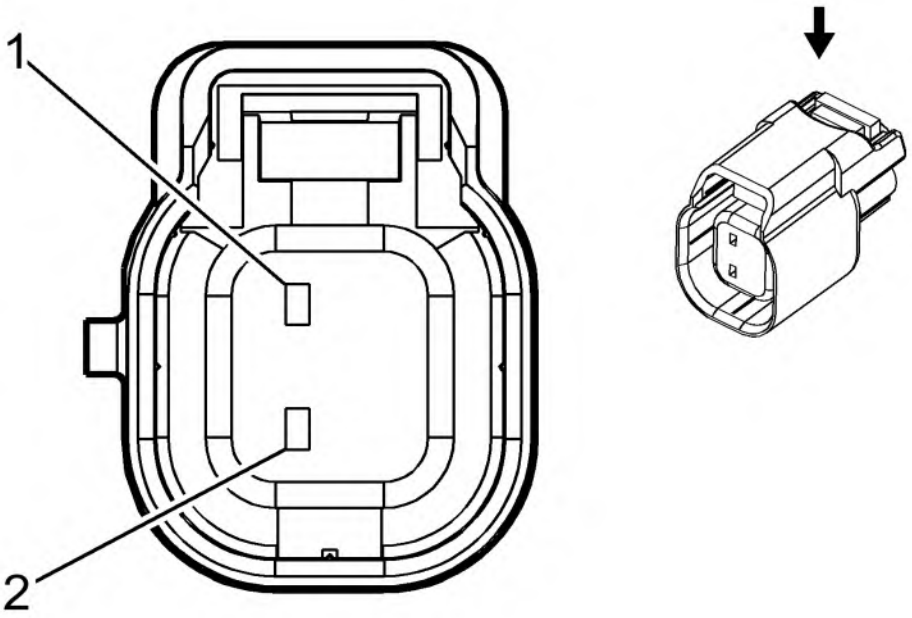

Connector Part Information

- Harness Type: Right Rear Door
- OEM Connector: 13582919
- Service Connector: Service by Harness - See Part Catalog
- Description: 2-Way F 1.5 Series, Sealed (BK)

Terminal Part Information

Terminal Type ID	Terminated Lead	Diagnostic Test Probe	Terminal Removal Tool	Service Terminal	Tray Name	Core Crimp	Insulation Crimp
I	Not Required	J-35616-14 (GN)	No Tool Required	Not Required	Not Required	Not Required	Not Required

Pin	Size	Color	Circuit	Function	Terminal Type ID	Option
1	0.75	BU/BK	115	Right Rear Speaker Signal (-)	I	UZ6
2	0.75	WH	46	Right Rear Speaker Control (+)	I	UZ6

P19B SPEAKER - CENTER INSTRUMENT PANEL (UQA)

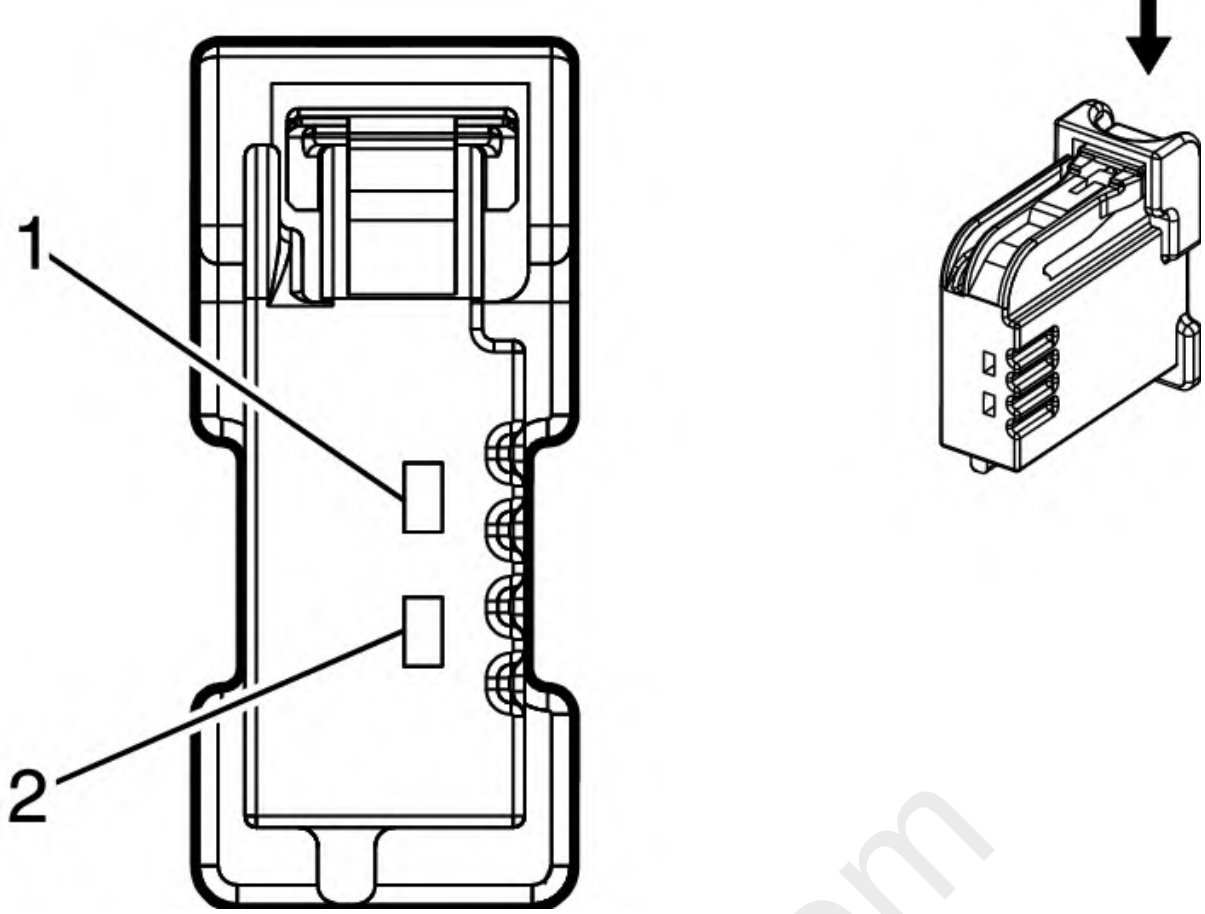

Connector Part Information

- Harness Type: Instrument Panel
- OEM Connector: 19150056
- Service Connector: 13314097
- Description: 2-Way F 1.5 Series (GY)

Terminal Part Information

Terminal Type ID	Terminated Lead	Diagnostic Test Probe	Terminal Removal Tool	Service Terminal	Tray Name	Core Crimp	Insulation Crimp
I	Not Required	J-35616-14 (GN)	No Tool Required	Not Required	Not Required	Not Required	Not Required

Pin	Size	Color	Circuit	Function	Terminal Type ID	Option
1	0.75	BU/YE	1960	Front Center Speaker (-) Low Reference	I	-
2	0.75	YE/WH	1860	Front Center Speaker Control (+)	I	-

P19J SPEAKER - LEFT INSTRUMENT PANEL (UQA)

rcx30.com

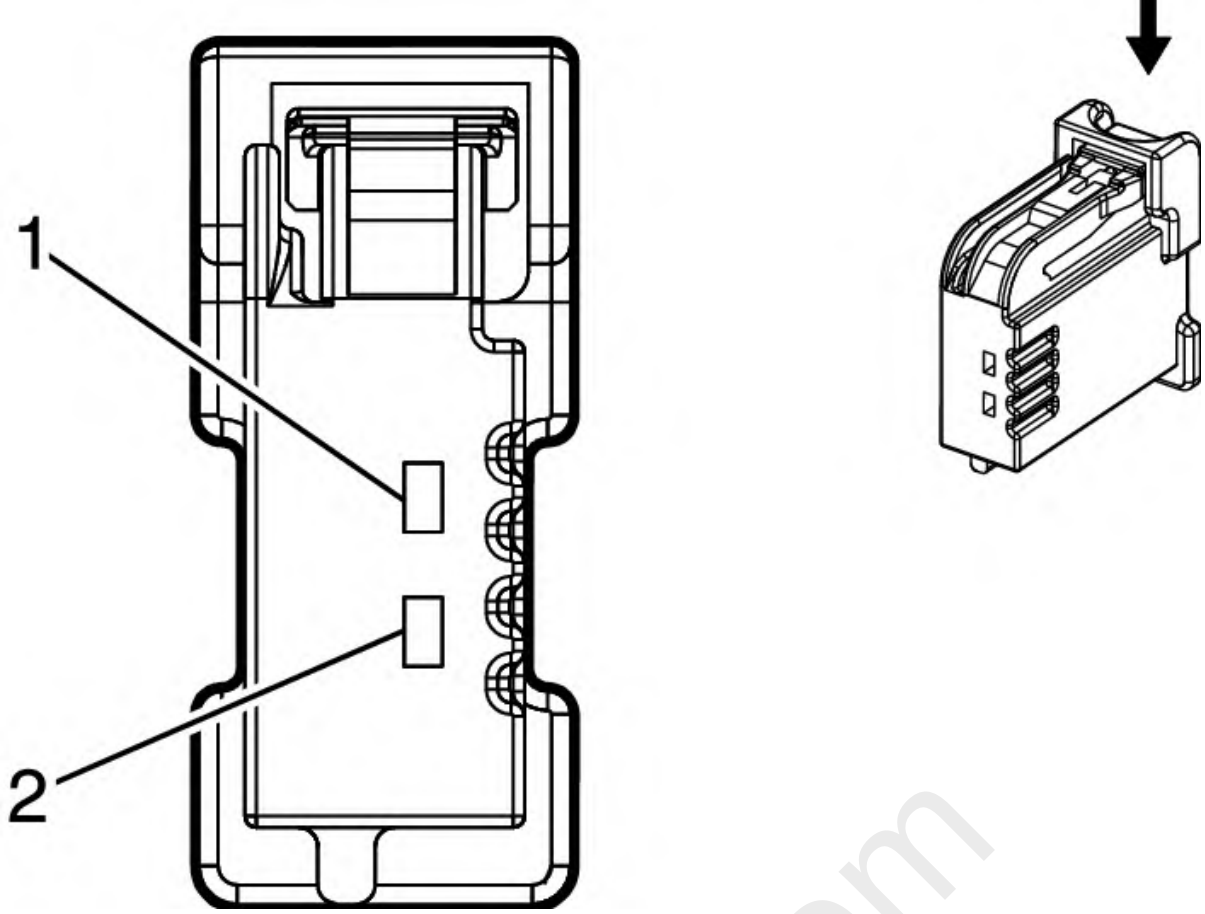

Connector Part Information

- Harness Type: Instrument Panel
- OEM Connector: 19150056
- Service Connector: 13314097
- Description: 2-Way F 1.5 Series (GY)

Terminal Part Information

Terminal Type ID	Terminated Lead	Diagnostic Test Probe	Terminal Removal Tool	Service Terminal	Tray Name	Core Crimp	Insulation Crimp
I	Not Required	J-35616-14 (GN)	No Tool Required	Not Required	Not Required	Not Required	Not Required

Pin	Size	Color	Circuit	Function	Terminal Type ID	Option
1	0.75	YE/GY	1956	Left Front Tweeter Speaker (-) Low Reference	I	-
2	0.75	YE/BU	1856	Left Front Tweeter Speaker Control (+)	I	-

P19J SPEAKER - LEFT INSTRUMENT PANEL (UZ6)

mcx30.com

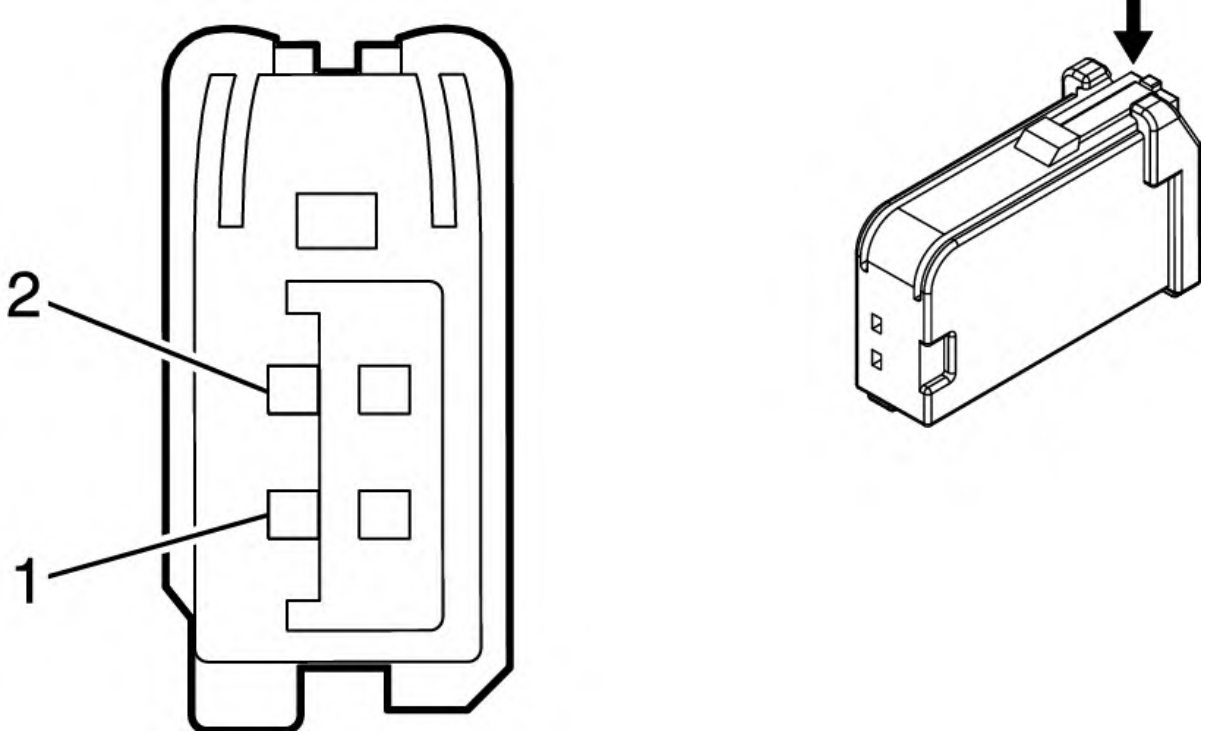

Connector Part Information

- Harness Type: Instrument Panel
- OEM Connector: 13585901
- Service Connector: 13585901
- Description: 2-Way F 0.64 Series (BK)

Terminal Part Information

Terminal Type ID	Terminated Lead	Diagnostic Test Probe	Terminal Removal Tool	Service Terminal	Tray Name	Core Crimp	Insulation Crimp
I	Not Required	J-35616-64B (LT BU)	No Tool Required	Not Required	Not Required	Not Required	Not Required

Pin	Size	Color	Circuit	Function	Terminal Type ID	Option
1	0.75	BN/BU	118	Left Front Speaker Signal (-) 1	I	-
2	0.75	BU	201	Left Front Speaker Control (+) 1	I	-

mo330.com

Back To Article

COMPONENT CONNECTOR END VIEWS

K29R SEAT HEATING CONTROL MODULE - REAR X1 (KA6)

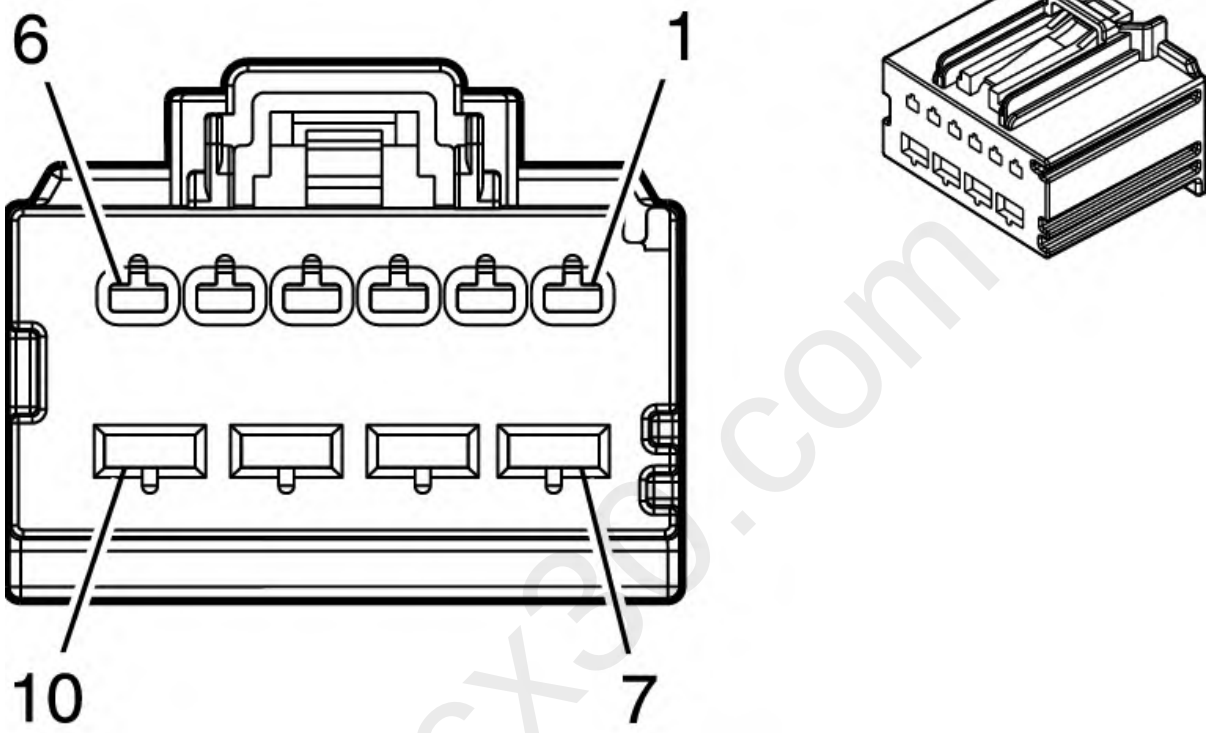

Connector Part Information

- Harness Type: Left Rear Seat
- OEM Connector: 31372-1000
- Service Connector: Service by Harness - See Part Catalog
- Description: 10-Way F 1.5, 2.8 Series (BK)

Terminal Part Information

Terminal Type ID	Terminated Lead	Diagnostic Test Probe	Terminal Removal Tool	Service Terminal	Tray Name	Core Crimp	Insulation Crimp
I	Not Required	J-35616-2A (GY)	No Tool Required	Not Required	Not Required	Not Required	Not Required
II	Not Required	J-35616-35 (VT)	No Tool Required	Not Required	Not Required	Not Required	Not Required

Pin	Size	Color	Circuit	Function	Terminal Type ID	Option
1	0.75	BU/VT	2455	Right Rear Heated Seat Element Control	I	-
2	0.75	GN/BN	2296	Right Rear Heated Seat Cushion Element Control	I	-

Pin	Size	Color	Circuit	Function	Terminal Type ID	Option
3	0.75	VT/BK	2297	Right Rear Heated Seat Cushion Element Low Reference	I	-
4	0.75	BK	2295	Left Rear Heated Seat Cushion Element Low Reference	I	-
5	0.75	RD	2445	Left Rear Heated Seat Element Control	I	-
6	0.75	GY	2294	Left Rear Heated Seat Cushion Element Control	I	-
7	0.75	RD/GN	1840	Battery Positive Voltage	II	-
8	0.75	BK	2350	Ground	II	-
9	-	-	-	Not Occupied	-	-
10	0.75	RD/BN	5940	Battery Positive Voltage	II	-

K29R SEAT HEATING CONTROL MODULE - REAR X2 (KA6)

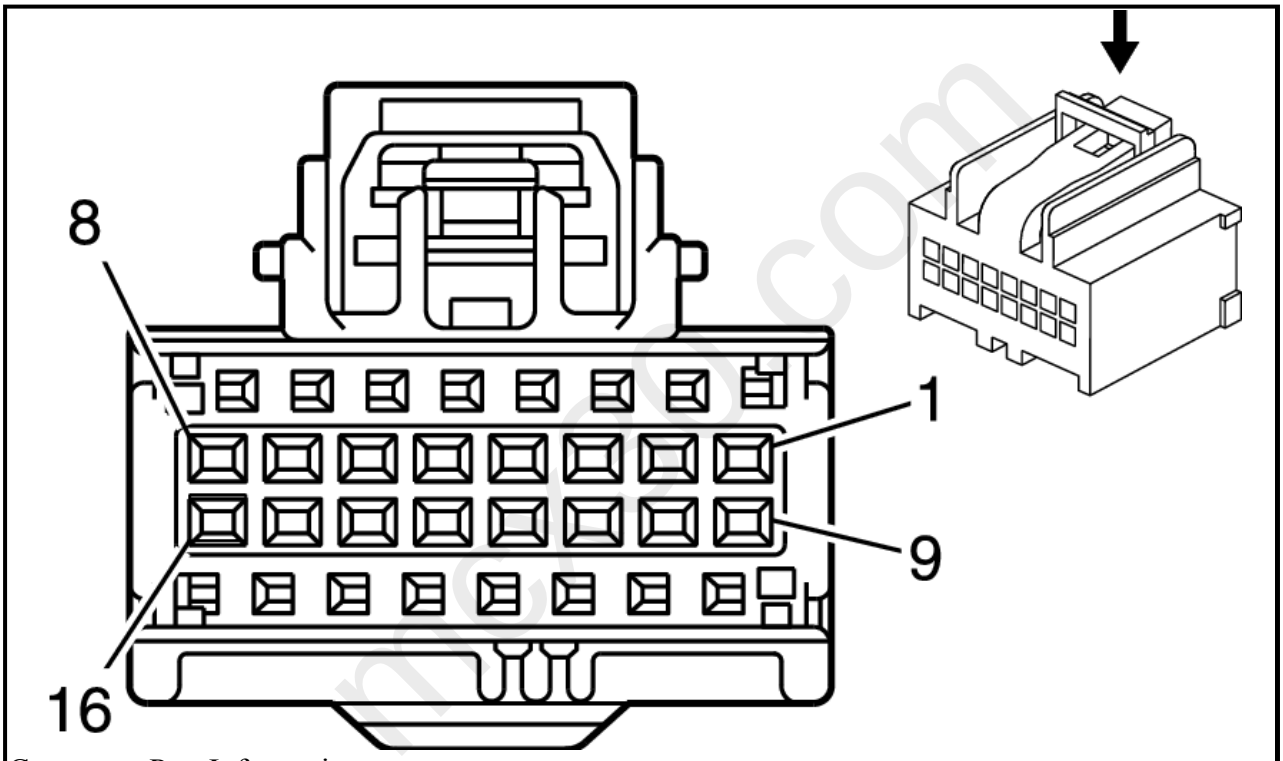

Connector Part Information

- Harness Type: Left Rear Seat
- OEM Connector: 7283-9076-30
- Service Connector: Service by Harness - See Part Catalog
- Description: 16-Way F 0.64 Kaizen Series (BK)

Terminal Part Information

Terminal Type ID	Terminated Lead	Diagnostic Test Probe	Terminal Removal Tool	Service Terminal	Tray Name	Core Crimp	Insulation Crimp
I	Not Required	J-35616-64B (LT BU)	No Tool Required	Not Required	Not Required	Not Required	Not Required

Pin	Size	Color	Circuit	Function	Terminal Type ID	Option

Pin	Size	Color	Circuit	Function	Terminal Type ID	Option
1	0.5	BU/WH	7048	Left Rear Cushion NTC Low Reference	I	-
2	0.5	WH/BK	7054	Right Rear Cushion NTC Low Reference	I	-
3	0.5	BK/RD	7045	Left Rear Seat Back NTC Signal	I	-
4	0.5	YE	7049	Right Rear Seat Back NTC Signal	I	-
5	0.5	YE/WH	7053	Right Rear Cushion NTC Signal	I	-
6	0.5	RD/YE	7047	Left Rear Cushion NTC Signal	I	-
7	0.5	BK	2350	Ground	I	-
8	0.5	GN/BU	6133	Local Interconnect Network Serial Data Bus 2	I	-
9 - 10	-	-	-	Not Occupied	-	-
11	0.5	BK/BN	7046	Left Rear Seat Back NTC Low Reference	I	-
12	0.5	YE/BK	7052	Right Rear Seat Back NTC Low Reference	I	-
13 - 16	-	-	-	Not Occupied	-	-

K32 STEERING WHEEL HEATING CONTROL MODULE (UVD)

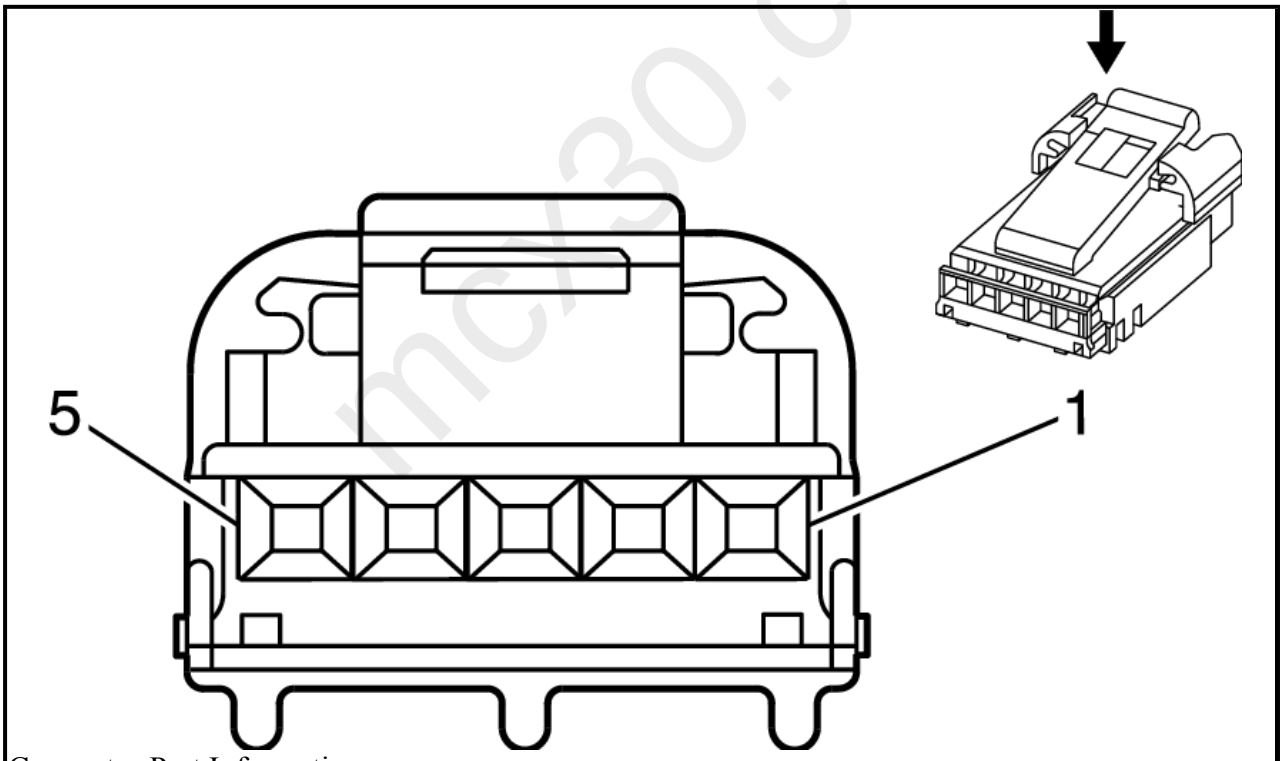

Connector Part Information

- Harness Type: Steering Wheel
- OEM Connector: 31072-1040
- Service Connector: Service by Harness - See Part Catalog
- Description: 5-Way F (BK)

Terminal Part Information

Terminal Type ID	Terminated Lead	Diagnostic Test Probe	Terminal Removal Tool	Service Terminal	Tray Name	Core Crimp	Insulation Crimp

Terminal Type ID	Terminated Lead	Diagnostic Test Probe	Terminal Removal Tool	Service Terminal	Tray Name	Core Crimp	Insulation Crimp
I	Not Required	J-35616-65B (LT BU)	No Tool Required	Not Required	Not Required	Not Required	Not Required

Pin	Size	Color	Circuit	Function	Terminal Type ID	Option
1	0.35	BN/	5885	Heated Steering Wheel Voltage Reference	I	-
2	0.35	GN/RD	5884	Heated Steering Wheel Switch LED Control	I	-
3	0.5	OG	739	Run/Crank Ignition 1 Voltage	I	-
4	0.5	BK	1650	Ground	I	-
5	0.5	BK	1650	Ground	I	-

K33 HVAC CONTROL MODULE X1

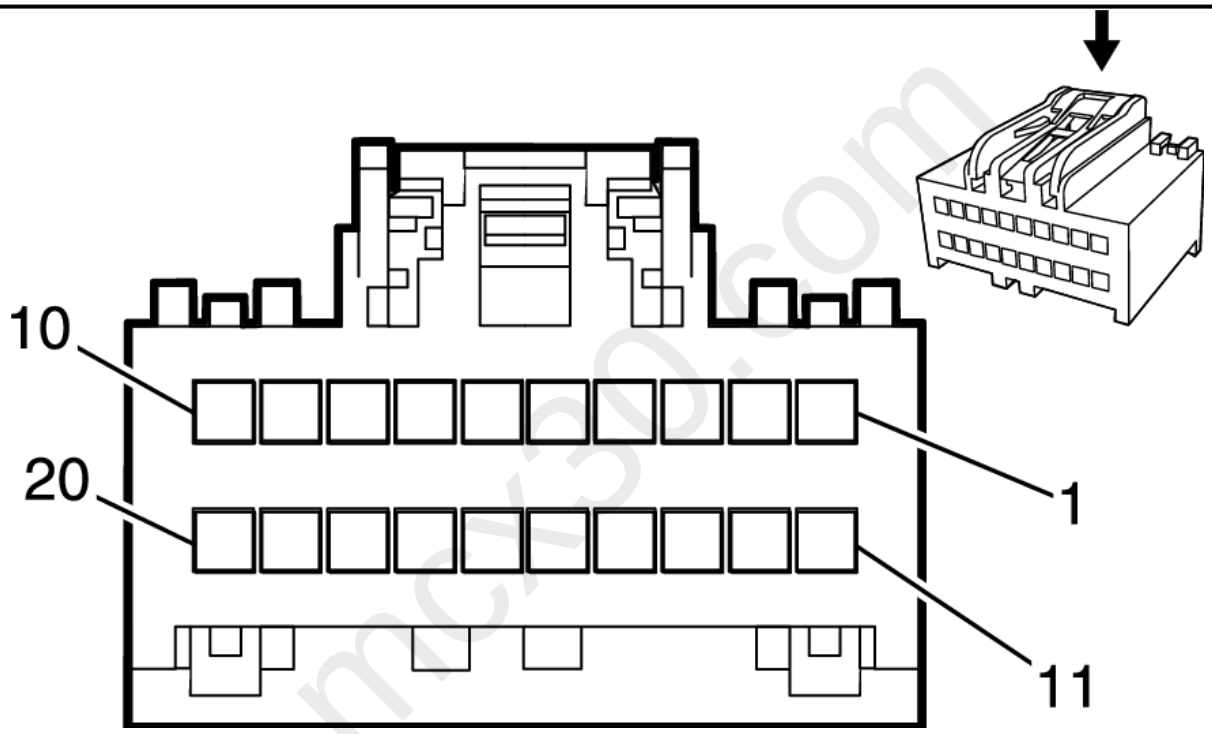

Connector Part Information

- Harness Type: Instrument Panel
- OEM Connector: 19153728
- Service Connector: 13576644
- Description: 20-Way F 0.64 Series (GN)

Terminal Part Information

Terminal Type ID	Terminated Lead	Diagnostic Test Probe	Terminal Removal Tool	Service Terminal	Tray Name	Core Crimp	Insulation Crimp
I	13575742	J-35616-64B (LT BU)	J-38125-215A	Not Available	Not Available	Not Available	Not Available
II	13582297	J-35616-64B (LT BU)	J-38125-22	Not Available	Not Available	Not Available	Not Available

Pin	Size	Color	Circuit	Function	Terminal Type ID	Option
1	-	-	-	Not Occupied	-	-
2	0.13	GY/GN	7565	Windscreen Temp Sensor Signal	I	ASV-CE1
3	-	-	-	Not Occupied	-	-
4	0.13	BU/WH	734	Inside Air Temperature Sensor Signal	II	CJ2/C4P
5	0.13	YE/BU	3197	Humidity Temperature Sensor Signal	I	ASV-CE1
6	0.13	YE/RD	597	5V Reference	I	ASV-CE1
7	0.13	BK/BU	7566	Humidity/Windscreen Temp Sensor Low Reference	I	ASV-CE1
8 - 11	-	-	-	Not Occupied	-	-
12	0.13	GY/BU	7564	Humidity Sensor Signal	I	ASV-CE1
13	-	-	-	Not Occupied	-	-
14	0.13	GY	590	Solar Sensor Driver Signal	II	CJ2/C4P
15 - 17	-	-	-	Not Occupied	-	-
18	0.35	BN	404	Upper Air Temperature Sensor Signal	I	-
19 - 20	-	-	-	Not Occupied	-	-

K33 HVAC CONTROL MODULE X2

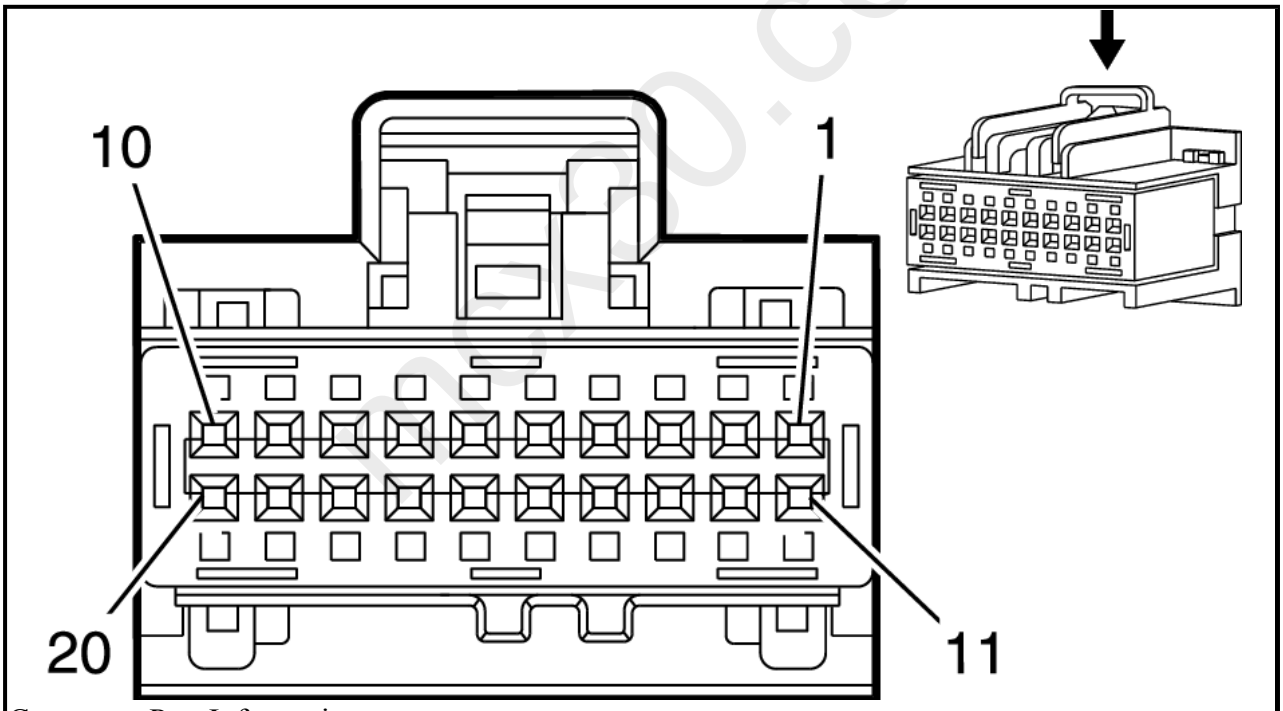

Connector Part Information

- Harness Type: Instrument Panel
- OEM Connector: 31410-0202
- Service Connector: 13593933
- Description: 20-Way F USCAR 64 Series (BN)

Terminal Part Information

Terminal Type ID	Terminated Lead	Diagnostic Test Probe	Terminal Removal Tool	Service Terminal	Tray Name	Core Crimp	Insulation Crimp

Terminal Type ID	Terminated Lead	Diagnostic Test Probe	Terminal Removal Tool	Service Terminal	Tray Name	Core Crimp	Insulation Crimp
I	13575742	J-35616-64B (LT BU)	J-38125-215A	Not Available	Not Available	Not Available	Not Available
II	13575742	J-35616-64B (LT BU)	J-38125-215A	SAIT-A03T-M064	Yazaki 14	P	P

Pin	Size	Color	Circuit	Function	Terminal Type ID	Option
1	0.35	RD/GN	742	Battery Positive Voltage	I	(CJ2-UE1)/(CJ2/C4P)
2	0.35	GN	5060	Low Speed GMLAN Serial Data	II	-
3	0.35	GN	5060	Low Speed GMLAN Serial Data	I	-
4	0.35	GN/YE	7531	Local Interconnect Network Serial Data Bus 9	I	-
5 - 6	-	-	-	Not Occupied	-	-
7	0.35	VT	3195	Auxiliary Heater Control	II	C32
8	0.35	BK	1650	Ground	II	-
9	0.35	VT/GN	39	Run/Crank Ignition 1 Voltage	I	-
10	0.35	BU/YE	7574	Electric Variable Displacement Control	II	-
11	0.35	BU/BN	7573	Electric Variable Displacement Supply	I	-
12 - 14	-	-	-	Not Occupied	-	-
15	0.35	BU/GY	754	Blower Motor Speed Control	II	-
16 - 17	-	-	-	Not Occupied	-	-
18	0.35	BK/GN	7567	Solar Sensor Low Reference	II	(UE1+CJ2/T83)/(C4P)
19	0.35	BN/VT	193	Rear Defog Relay Control	I	-
20	-	-	-	Not Occupied	-	-

K33 HVAC CONTROL MODULE X3

mx30.com

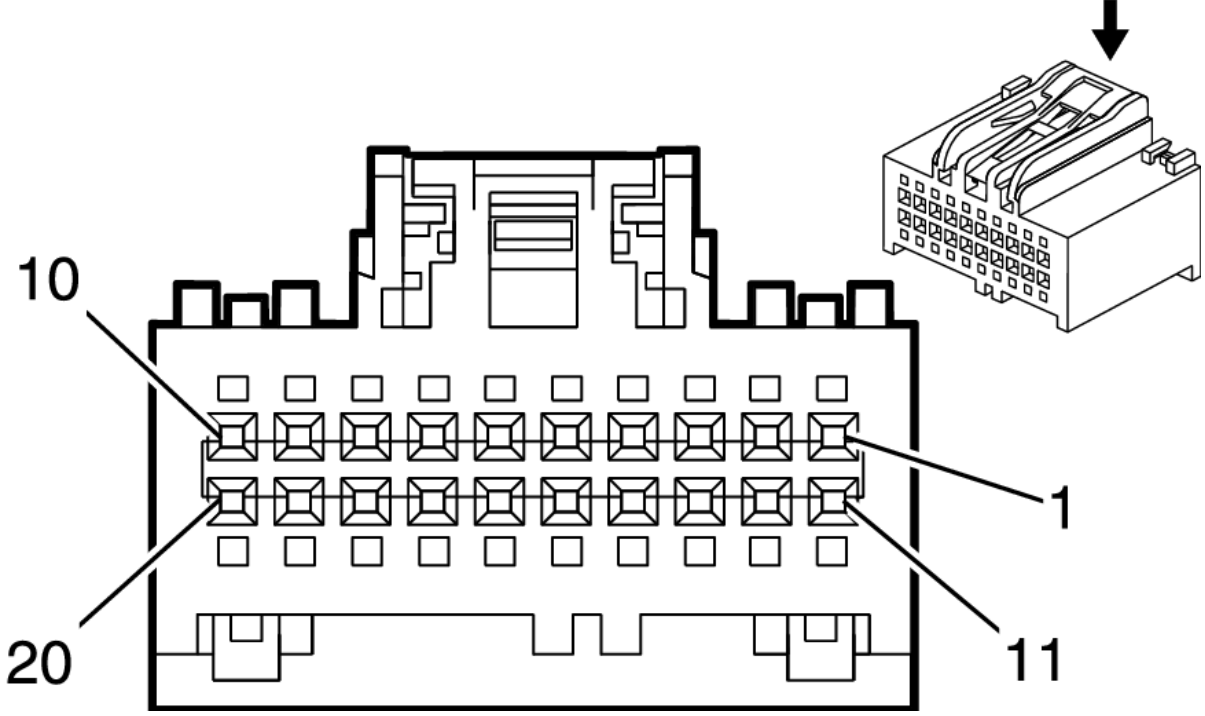

Connector Part Information

- Harness Type: HVAC
- OEM Connector: 15489824
- Service Connector: Service by Harness - See Part Catalog
- Description: 20-Way F 0.64 Series (BK)

Terminal Part Information

Terminal Type ID	Terminated Lead	Diagnostic Test Probe	Terminal Removal Tool	Service Terminal	Tray Name	Core Crimp	Insulation Crimp
I	Not Required	No Tool Required	No Tool Required	Not Required	Not Required	Not Required	Not Required

Pin	Size	Color	Circuit	Function	Terminal Type ID	Option
1	-	-	-	Not Occupied	-	-
2	0.35	YE	3165	Mode Door Stepper Motor Control 1	I	-
3	0.35	WH/RD	3166	Mode Door Stepper Motor Control 2	I	-
4	0.35	GY/BN	3167	Mode Door Stepper Motor Control 3	I	-
5	0.35	GN/WH	3168	Mode Door Stepper Motor Control 4	I	-
6 - 8	-	-	-	Not Occupied	-	-
9	0.35	BK	1791	Air Temperature Door Control Low Reference	I	-
10	-	-	-	Not Occupied	-	-
11	0.35	GN	3169	Temp Door Stepper Motor Control 1	I	-
12	0.35	WH/PK	3170	Temp Door Stepper Motor Control 2	I	-
13	0.35	GY/RD	3171	Temp Door Stepper Motor Control 3	I	-
14	0.35	RD/BK	3172	Temp Door Stepper Motor Control 4	I	-

mc450.com

Pin	Size	Color	Circuit	Function	Terminal Type ID	Option
15	0.75	OG	7572	HVAC Motor Control	I	-
16	0.35	GY	3173	Air Inlet Door Stepper Motor Control 1	I	-
17	0.35	BU/WH	3174	Air Inlet Door Stepper Motor Control 2	I	-
18	0.35	BN/GN	3175	Air Inlet Door Stepper Motor Control 3	I	-
19	0.35	RD/GN	3176	Air Inlet Door Stepper Motor Control 4	I	-
20	0.35	BK/GY	6137	EVAP Core Temperature Sensor Signal	I	-

K33 HVAC CONTROL MODULE X4 (CJ2)

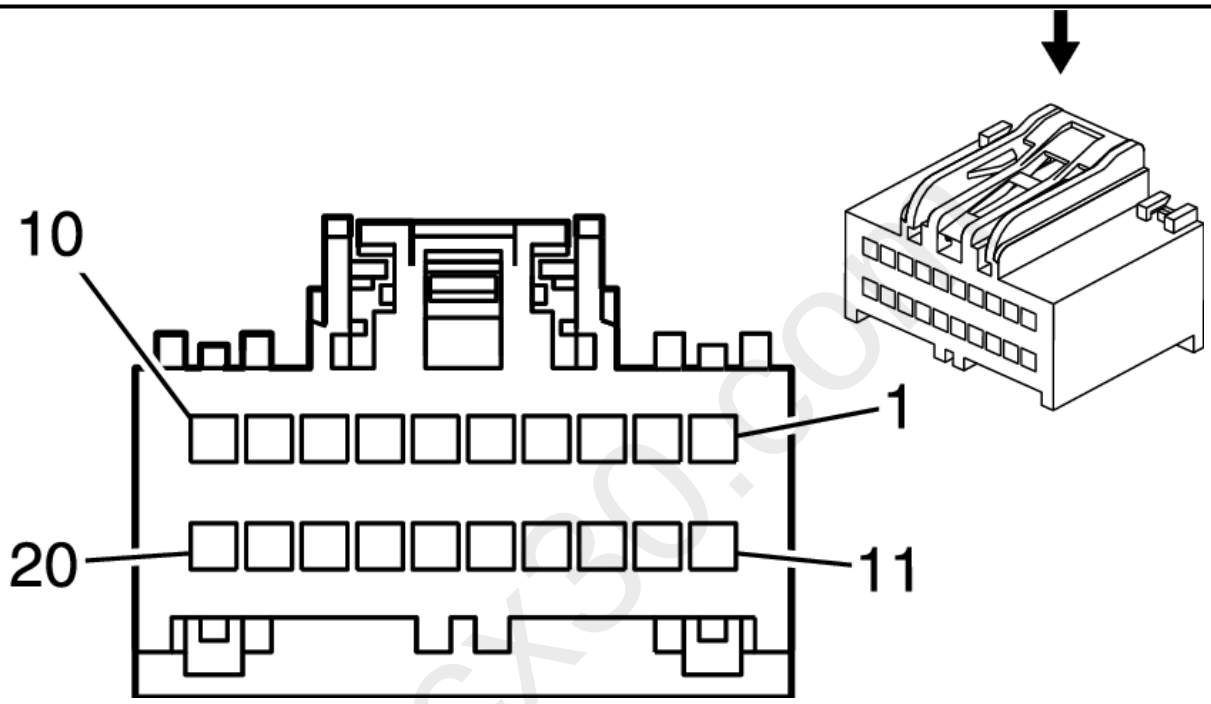

Connector Part Information

- Harness Type: HVAC
- OEM Connector: 15491304
- Service Connector: Service by Harness - See Part Catalog
- Description: 20-Way F USCAR 64 Series (GY)

Terminal Part Information

Terminal Type ID	Terminated Lead	Diagnostic Test Probe	Terminal Removal Tool	Service Terminal	Tray Name	Core Crimp	Insulation Crimp
I	Not Required	No Tool Required	No Tool Required	Not Required	Not Required	Not Required	Not Required

Pin	Size	Color	Circuit	Function	Terminal Type ID	Option
1 - 4	-	-	-	Not Occupied	-	-
5	0.35	WH	3181	Temp Door Stepper Motor Passenger Control 1	I	CJ2
6	0.35	VT/BU	3182	Temp Door Stepper Motor Passenger Control 2	I	CJ2

Pin	Size	Color	Circuit	Function	Terminal Type ID	Option
7	0.35	GY/WH	3183	Temp Door Stepper Motor Passenger Control 3	I	CJ2
8	0.35	YE/GN	3184	Temp Door Stepper Motor Passenger Control 4	I	CJ2
9 - 20	-	-	-	Not Occupied	-	-

K36 INFLATABLE RESTRAINT SENSING AND DIAGNOSTIC MODULE X1

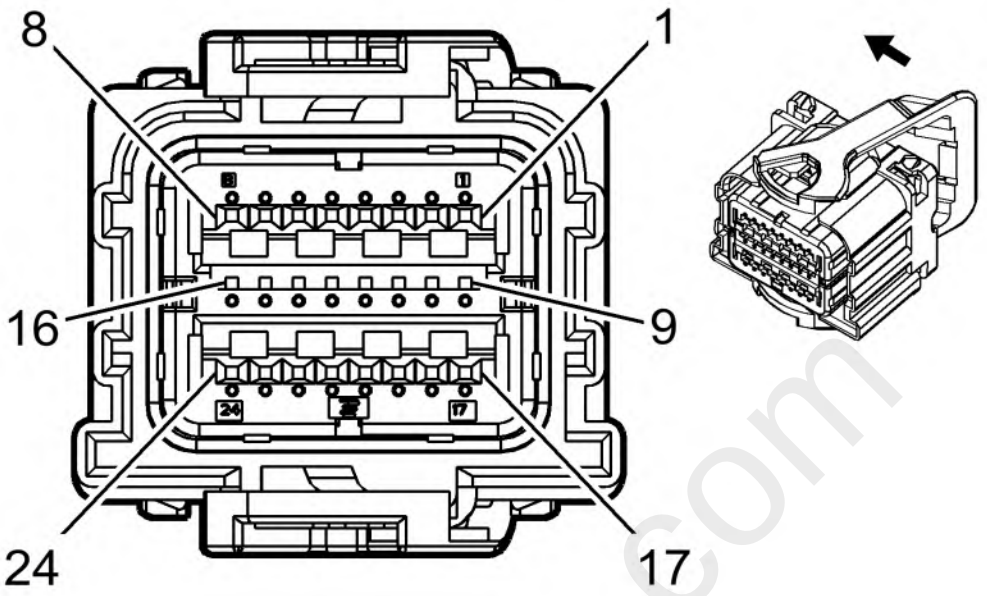

Connector Part Information

- Harness Type: Instrument Panel
- OEM Connector: 13579296
- Service Connector: 13579296
- Description: 24-Way F 0.64 Series, Sealed (YE)

mcx30.com

Terminal Part Information

Terminal Type ID	Terminated Lead	Diagnostic Test Probe	Terminal Removal Tool	Service Terminal	Tray Name	Core Crimp	Insulation Crimp
I	19331015	J-35616-64B (LT BU)	J-38125-12A	Not Available	Not Available	Not Available	Not Available
II	19368490	J-35616-64B (LT BU)	J-38125-11A	Not Available	Not Available	Not Available	Not Available

Pin	Size	Color	Circuit	Function	Terminal Type ID	Option
1	0.35	OG/GN	3023	Steering Wheel Module Stage 2 High Control	I	AY0
2	0.35	WH/OG	3022	Steering Wheel Module Stage 2 Low Control	I	AY0

Pin	Size	Color	Circuit	Function	Terminal Type ID	Option
3	0.35 0.35	VT/OG BN/OG	5020 3020	Left Front Head Curtain Module Low Control Steering Wheel Module Stage 1 Low Control	I I	AJG AY0
4	0.35	OG/VT	3021	Steering Wheel Module Stage 1 High Control	I	-
5	0.35	YE/OG	3025	Passenger IP Module Stage 1 High Control	I	-
6	0.35	OG/WH	3024	Passenger IP Module Stage 1 Low Control	I	-
7	0.35	OG/VT	3026	Passenger IP Module Stage 2 Low Control	I	-
8	0.35	GY/OG	3027	Passenger IP Module Stage 2 High Control	I	AY0
9	0.35	RD/BN	2240	Battery Positive Voltage	I	-
10	0.35	VT/WH	5234	Passenger Seat Belt Indicator Control	I	-
11	0.35	BU	2307	Passenger Air Bag On Indicator Control	I	AL0
12	0.35	GN	2308	Passenger Air Bag Off Indicator Control	I	AL0
13 - 14	-	-	-	Not Occupied	-	-
15	0.35	GN	5060	Low Speed GMLAN Serial Data	I	-
16	-	-	-	Not Occupied	-	-
17	0.35	WH/BU	5986	Serial Data Communication Enable	I	-
18	0.35	BU/YE	6105	High Speed GMLAN Serial Data (+) 2	I	-
19	0.5	BK	2450	Ground	II	-
20	0.35	WH	6106	High Speed GMLAN Serial Data (-) 2	I	-
21 - 24	-	-	-	Not Occupied	-	-

K36 INFLATABLE RESTRAINT SENSING AND DIAGNOSTIC MODULE X2

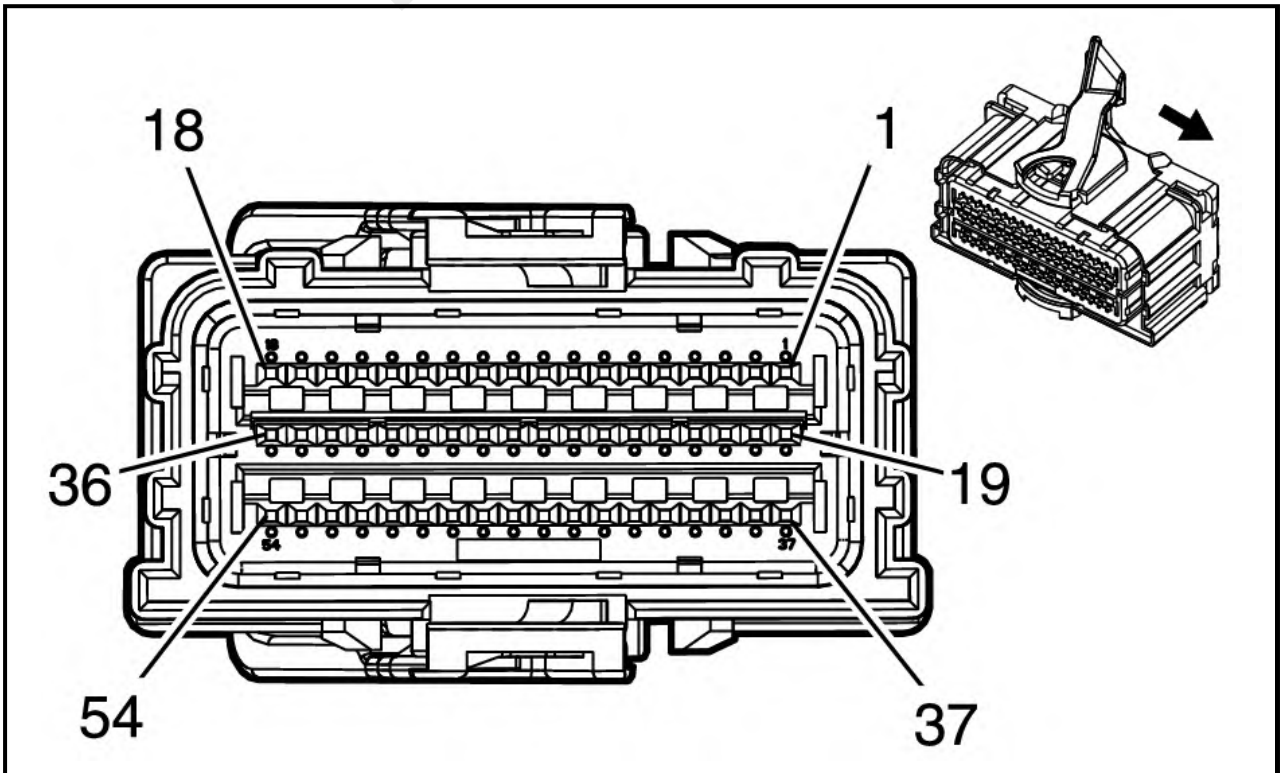

Connector Part Information

- Harness Type: Body
- OEM Connector: 13579285
- Service Connector: 19303770
- Description: 54-Way F 0.64 Series, Sealed (YE)

Terminal Part Information

Terminal Type ID	Terminated Lead	Diagnostic Test Probe	Terminal Removal Tool	Service Terminal	Tray Name	Core Crimp	Insulation Crimp
I	13582297	J-35616-64B (LT BU)	J-38125-22	Not Available	Not Available	Not Available	Not Available
II	19331015	J-35616-64B (LT BU)	J-38125-12A	Not Available	Not Available	Not Available	Not Available

Pin	Size	Color	Circuit	Function	Terminal Type ID	Option
1 - 8	-	-	-	Not Occupied	-	-
9	0.35	OG/YE	3481	Driver Seat Belt Anchor Pretensioner High Control	II	-
10	0.35	YE/OG	3482	Driver Seat Belt Anchor Pretensioner Low Control	II	-
11	0.35	GY/OG	3480	Passenger Seat Belt Anchor Pretensioner Low Control	II	-
12	0.35	OG/BN	3479	Passenger Seat Belt Anchor Pretensioner High Control	II	-
13	0.35	OG/BU	3068	Driver Side Impact Module High Control	II	-
14	0.35	GN/OG	3069	Driver Side Impact Module Low Control	II	-
15	0.35	BN/OG	3067	Passenger Side Impact Module Low Control	II	-
16	0.35	OG/GY	3066	Passenger Side Impact Module High Control	II	-
17	0.35	OG/GN	5019	Left Front Head Curtain Module High Control	II	-
18	0.35	VT/OG	5020	Left Front Head Curtain Module Low Control	II	-
19	0.35	OG/GN	2132	Left Front Side Impact Sensing Module Signal	II	-
20	0.35	BK/OG	6628	Left Front Side Impact Sensing Module Low Reference	II	-
21	0.35	BK/OG	6629	Right Front Side Impact Sensing Module Low Reference	II	-
22	0.35	BN/OG	2134	Right Front Side Impact Sensing Module Signal	II	-
23	0.35	OG/YE	354	Left Front Discriminating Sensor Signal	II	-
24	0.35	BK/OG	5045	Left Front Discriminating Sensor Low Reference	II	-

Pin	Size	Color	Circuit	Function	Terminal Type ID	Option
25	0.35	BK/OG	5600	Right Front Discriminating Sensor Low Reference	II	-
26	0.35	OG/GN	1409	Right Front Discriminating Sensor Signal	II	-
27	0.35	OG/BU	6620	Left Middle Side Impact Sensing Module Signal	II	-
28	0.35	BK/OG	6621	Left Middle Side Impact Sensing Module Low Reference	II	-
29	0.35	BK/OG	6625	Right Middle Side Impact Sensing Module Low Reference	II	-
30	0.35	OG/VT	6624	Right Middle Side Impact Sensing Module Signal	II	-
31 - 36	-	-	-	Not Occupied	-	-
37	0.35	OG/WH	3477	Driver Seat Belt Retractor Pretensioner High Control	II	-
38	0.35 0.35	GY/OG GY/OG	3478 3478	Driver Seat Belt Retractor Pretensioner Low Control Driver Seat Belt Retractor Pretensioner Low Control	II I	AJG/AYC-MAO AYO
39	0.35	WH/OG	3476	Passenger Seat Belt Retractor Pretensioner Low Control	II	-
40	0.35	OG/GN	3475	Passenger Seat Belt Retractor Pretensioner High Control	II	-
41	0.35	OG/BN	238	Driver Seat Belt Switch Signal	II	-
42	-	-	-	Not Occupied	-	-
43	0.35	BK/OG	1363	Driver Seat Belt Switch Low Reference	II	-
44	0.35	BK/OG	1361	Passenger Seat Belt Switch Low Reference	II	-
45	0.35	OG/VT	1362	Passenger Seat Belt Switch Signal	II	-
46	-	-	-	Not Occupied	-	-
47	0.35	OG/BN	7571	Passenger Seat Belt Reminder Signal	II	-
48	0.35	BU/OG	5163	Center Rear Seat Belt Switch Signal	II	UH5+AJG
49	0.35	YE/OG	5161	Left Rear Seat Belt Switch Signal	II	UH5+AJG
50	0.35	BN/OG	5162	Right Rear Seat Belt Switch Signal	II	UH5+AJG
51 - 52	-	-	-	Not Occupied	-	-
53	0.35	OG/GY	5021	Right Front Head Curtain Module High Control	II	-
54	0.35	WH/OG	5022	Right Front Head Curtain Module Low Control	II	-

K39 LIFTGATE CONTROL MODULE X1 (TB5/TC2)

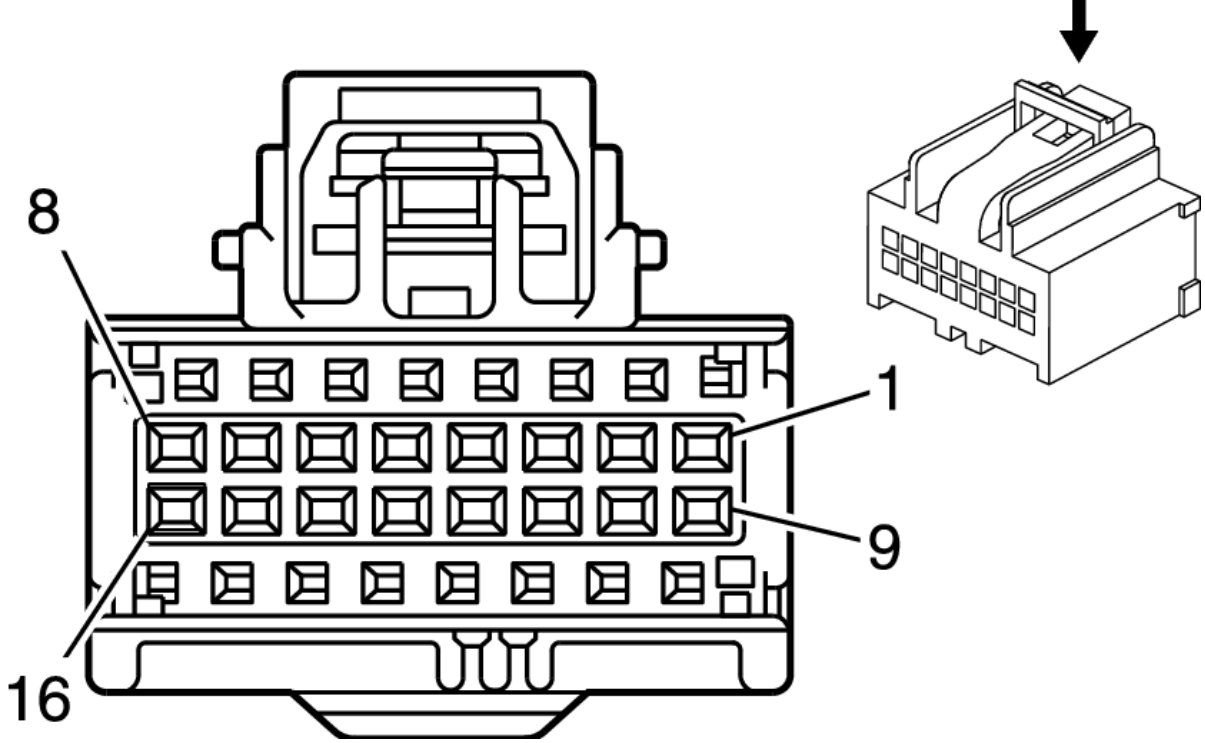

Connector Part Information

- Harness Type: Body
- OEM Connector: 15136073
- Service Connector: 15136073
- Description: 16-Way F 0.64 Kaizen Series (BK)

Terminal Part Information

Terminal Type ID	Terminated Lead	Diagnostic Test Probe	Terminal Removal Tool	Service Terminal	Tray Name	Core Crimp	Insulation Crimp
I	13575742	J-35616-64B (LT BU)	J-38125-215A	Not Available	Not Available	Not Available	Not Available
II	19300629	J-35616-64B (LT BU)	J-38125-215A	Not Available	Not Available	Not Available	Not Available

Pin	Size	Color	Circuit	Function	Terminal Type ID	Option
1	0.35	GN	6112	Power Lift Gate On/Off Switch Signal	I	TB5/TC2
2	-	-	-	Not Occupied	-	-
3	0.5	GN	3033	Lift Gate Shut Face Switch Signal	I	TB5/TC2
4	0.35	GN/BK	4659	Rear Closure Open	I	TB5/TC2
5	0.35	BU/BK	4665	Rear Closure Ajar Switch Signal 2	I	TB5/TC2
6	0.35	GY	4668	Rear Closure Ajar Switch Signal 3	I	TB5/TC2
7	0.35	GN	5060	Low Speed GMLAN Serial Data	I	TB5/TC2
8	0.35	GY/BK	4654	Rear Closure Object Sensor Signal	I	TB5/TC2
9	0.35	GY/VT	4678	Rear Closure Ajar Switch Signal 1	I	TB5/TC2
10 - 11	-	-	-	Not Occupied	-	-

Pin	Size	Color	Circuit	Function	Terminal Type ID	Option
12	0.35	GY/BK	6113	Rear Lift Gate Open/Close Switch Signal	I	TB5/TC2
13	0.35	GY/WH	3034	Lift Gate Shut Face Switch LED Control	I	TB5/TC2
14	0.35	YE/BU	5797	Rear Closure Handle Switch Open Signal	I	TB5/TC2
15	0.35	GN/BN	4118	Local Interconnect Network Serial Data Bus 18	I	TC2
16	0.35	BK/VT	4656	Rear Closure Object Sensor Low Reference	II	TB5/TC2

K39 LIFTGATE CONTROL MODULE X2 (TB5/TC2)

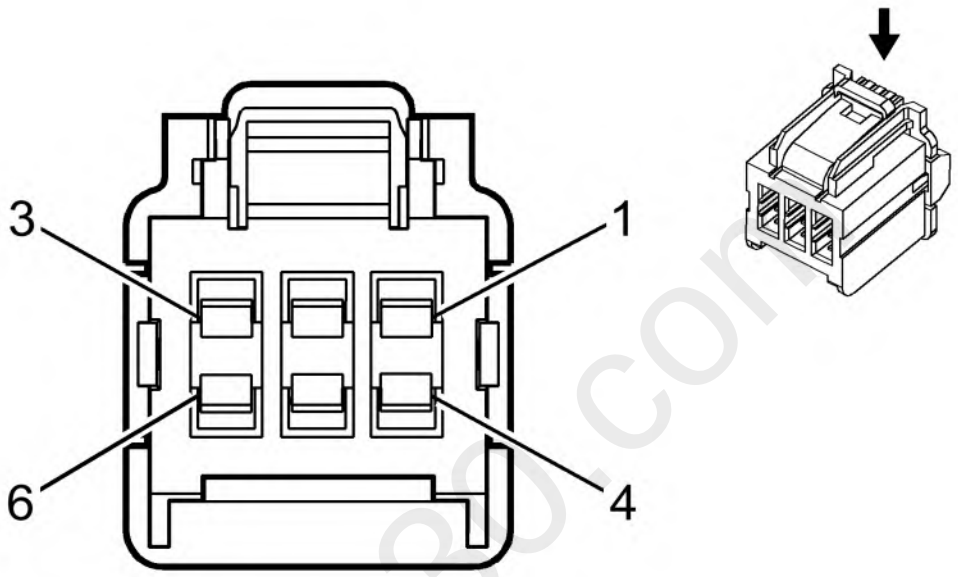

Connector Part Information

- Harness Type: Body
- OEM Connector: 13583929
- Service Connector: 19368139
- Description: 6-Way F 280 GT Series (BK)

Terminal Part Information

Terminal Type ID	Terminated Lead	Diagnostic Test Probe	Terminal Removal Tool	Service Terminal	Tray Name	Core Crimp	Insulation Crimp
I	Not Required	J-35616-4A (PU)	No Tool Required	Not Required	Not Required	Not Required	Not Required

Pin	Size	Color	Circuit	Function	Terminal Type ID	Option
1	1	BU/GY	4682	Rear Closure Cinch Latch Motor Close Control	I	-

Pin	Size	Color	Circuit	Function	Terminal Type ID	Option
2	1	BN	4681	Rear Closure Cinch Latch Motor Open Control	I	-
3	2.5	RD/GY	3540	Battery Positive Voltage	I	TB5/TC2
4	0.35 0.5	RD/GN RD/GN	2440 2440	Battery Positive Voltage Battery Positive Voltage	I I	TB5-TC2-UEU-UVH TC2/TB5+UEU/UVH
5	-	-	-	Not Occupied	-	-
6	2.5	BK	2550	Ground	I	TC2/TB5

K39 LIFTGATE CONTROL MODULE X3 (TB5/TC2)

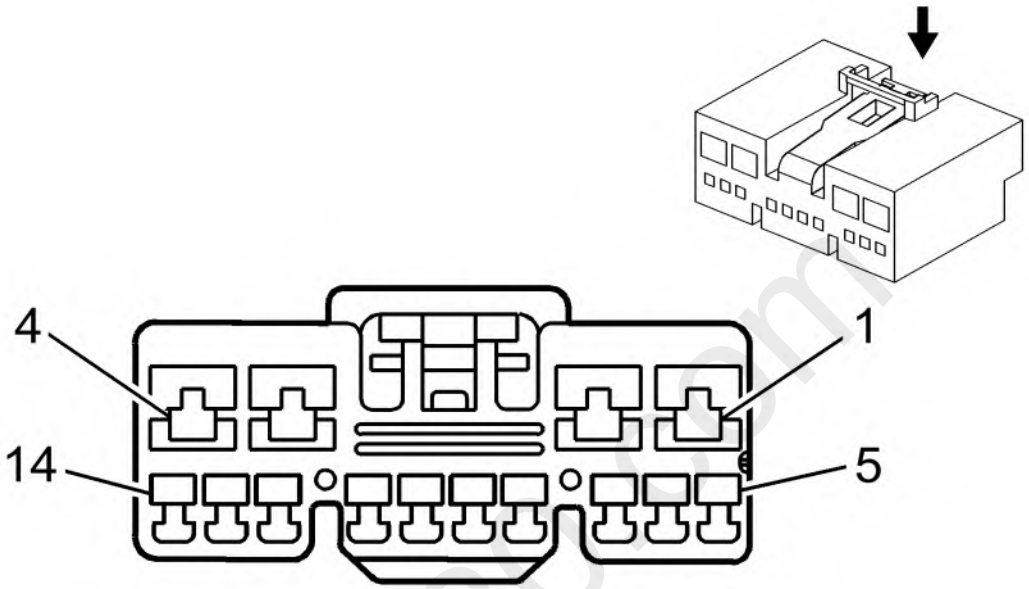

Connector Part Information

- Harness Type: Body
- OEM Connector: 19179972
- Service Connector: 19179972
- Description: 14-Way F 0.64, 2.8 YESC Series (L-GY)

Terminal Part Information

Terminal Type ID	Terminated Lead	Diagnostic Test Probe	Terminal Removal Tool	Service Terminal	Tray Name	Core Crimp	Insulation Crimp
I	13575847	J-35616-64B (LT BU)	J-38125-553	7116-4720-02	Yazaki 14	H	H
II	13578896	J-35616-64B (LT BU)	J-38125-553	7116-4720-02	Yazaki 14	J	J
III	19368264	J-35616-35 (VT)	J-38125-11A	Not Available	Not Available	Not Available	Not Available

Pin	Size	Color	Circuit	Function	Terminal Type ID	Option

Pin	Size	Color	Circuit	Function	Terminal Type ID	Option
1	1.5	BN/WH	5799	Lift Gate Open/Close Motor Close Control	III	TB5/TC2
2	1.5	WH	5798	Lift Gate Open/Close Motor Open Control	III	TB5/TC2
3 - 7	-	-	-	Not Occupied	-	-
8	0.5	BN/RD	5803	Lift Gate Position Sensor 5V Reference	II	TB5/TC2
9	0.35	BU/WH	5805	Lift Gate Position Sensor Signal 1	I	TB5/TC2
10	0.35	BN/YE	5806	Lift Gate Position Sensor Signal 2	I	TB5/TC2
11	0.35	BK/GN	5804	Lift Gate Position Sensor Low Reference	I	TB5/TC2
12	-	-	-	Not Occupied	-	-
13	0.35	BU/YE	4679	Rear Closure Motor Release Control 2	I	TB5/TC2
14	-	-	-	Not Occupied	-	-

K40D SEAT MEMORY CONTROL MODULE - DRIVER X1 (A45/A74)

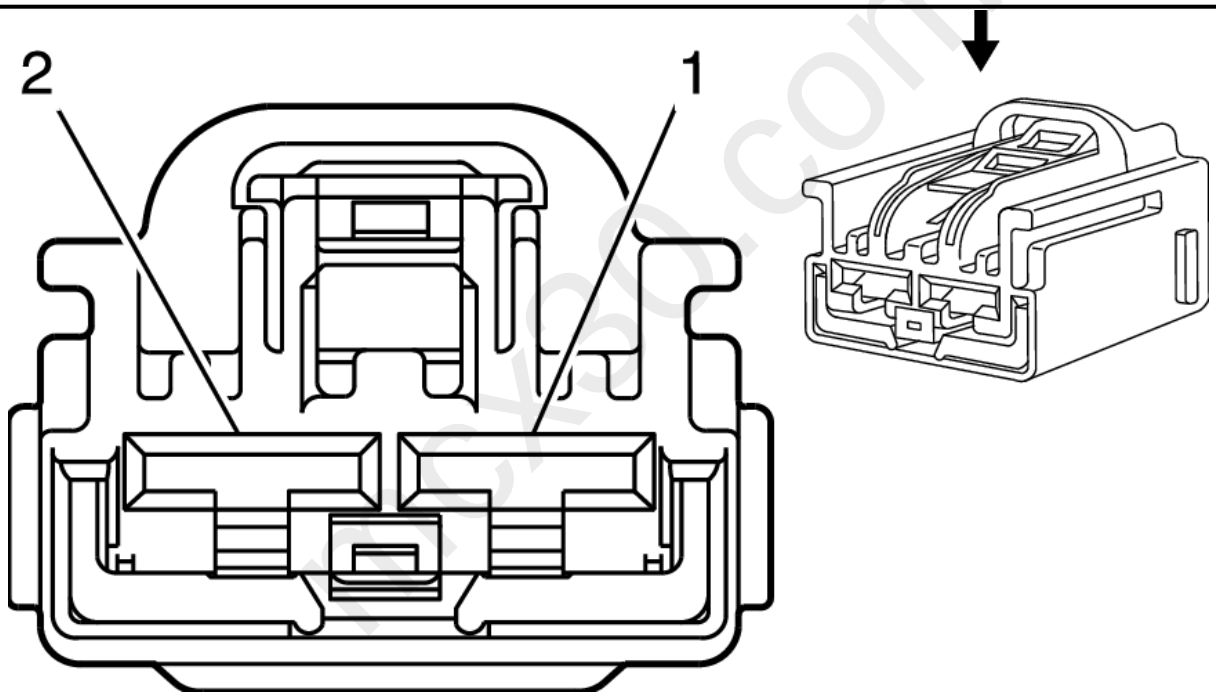

Connector Part Information

- Harness Type: Driver Seat
- OEM Connector: 7283-6458-40
- Service Connector: Service by Harness - See Part Catalog
- Description: 2-Way F 6.3 Series (L-GY)

Terminal Part Information

Terminal Type ID	Terminated Lead	Diagnostic Test Probe	Terminal Removal Tool	Service Terminal	Tray Name	Core Crimp	Insulation Crimp
I	Not Required	J-35616-42 (RD)	No Tool Required	Not Required	Not Required	Not Required	Not Required

Pin	Size	Color	Circuit	Function	Terminal Type ID	Option

Pin	Size	Color	Circuit	Function	Terminal Type ID	Option
1	0.5	RD/GN	3840	Battery Positive Voltage	I	-
2	2	RD/BN	2940	Battery Positive Voltage	I	-

K40D SEAT MEMORY CONTROL MODULE - DRIVER X2 (A45/A74)

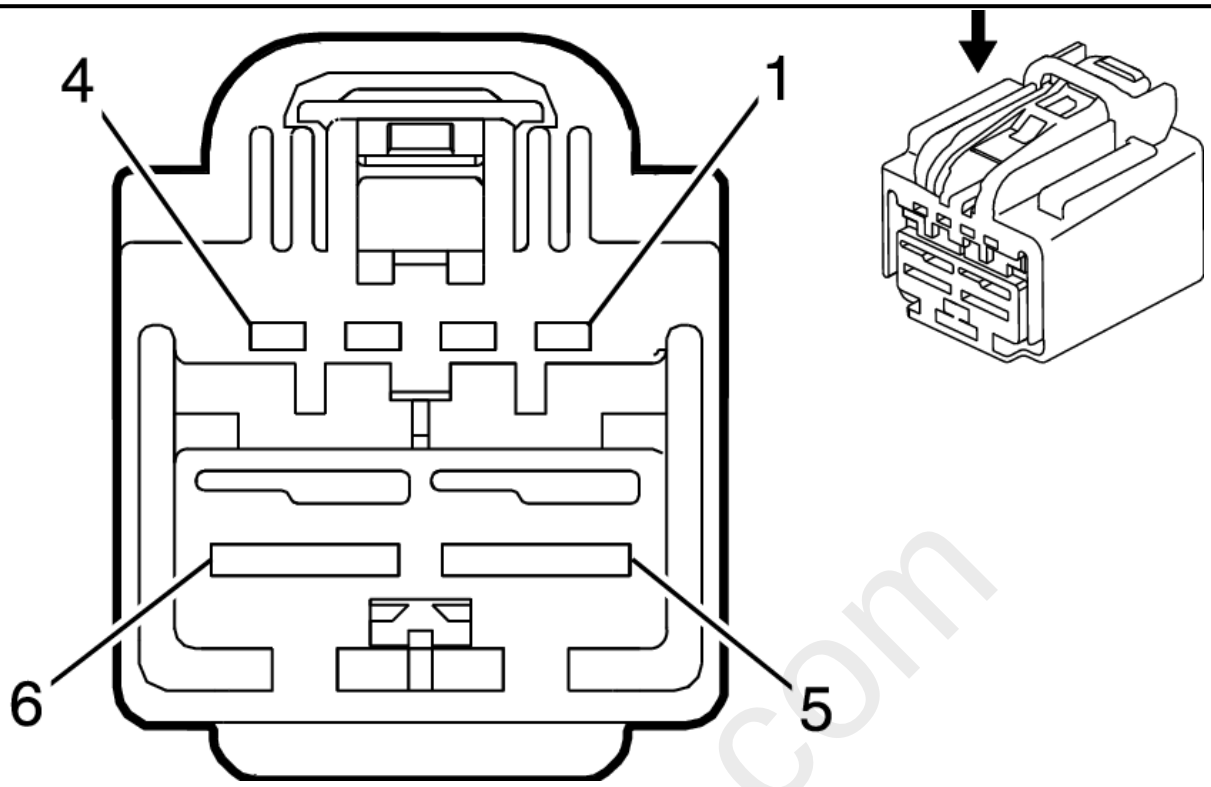

Connector Part Information

- Harness Type: Driver Seat
- OEM Connector: 7283-9749-30
- Service Connector: Service by Harness - See Part Catalog
- Description: 6-Way F YESC Kaizen Series (BK)

Terminal Part Information

Terminal Type ID	Terminated Lead	Diagnostic Test Probe	Terminal Removal Tool	Service Terminal	Tray Name	Core Crimp	Insulation Crimp
I	Not Required	J-35616-14 (GN)	No Tool Required	Not Required	Not Required	Not Required	Not Required
II	Not Required	J-35616-42 (RD)	No Tool Required	Not Required	Not Required	Not Required	Not Required

Pin	Size	Color	Circuit	Function	Terminal Type ID	Option
1	0.35	GN	5060	Low Speed GMLAN Serial Data	I	-
2	-	-	-	Not Occupied	-	-
3	0.35	GN/WH	7530	Local Interconnect Network Serial Data Bus 8	I	-
4	-	-	-	Not Occupied	-	-
5	2	BK	2350	Ground	II	-
6	-	-	-	Not Occupied	-	-

K40D SEAT MEMORY CONTROL MODULE - DRIVER X3 (A45/A74)

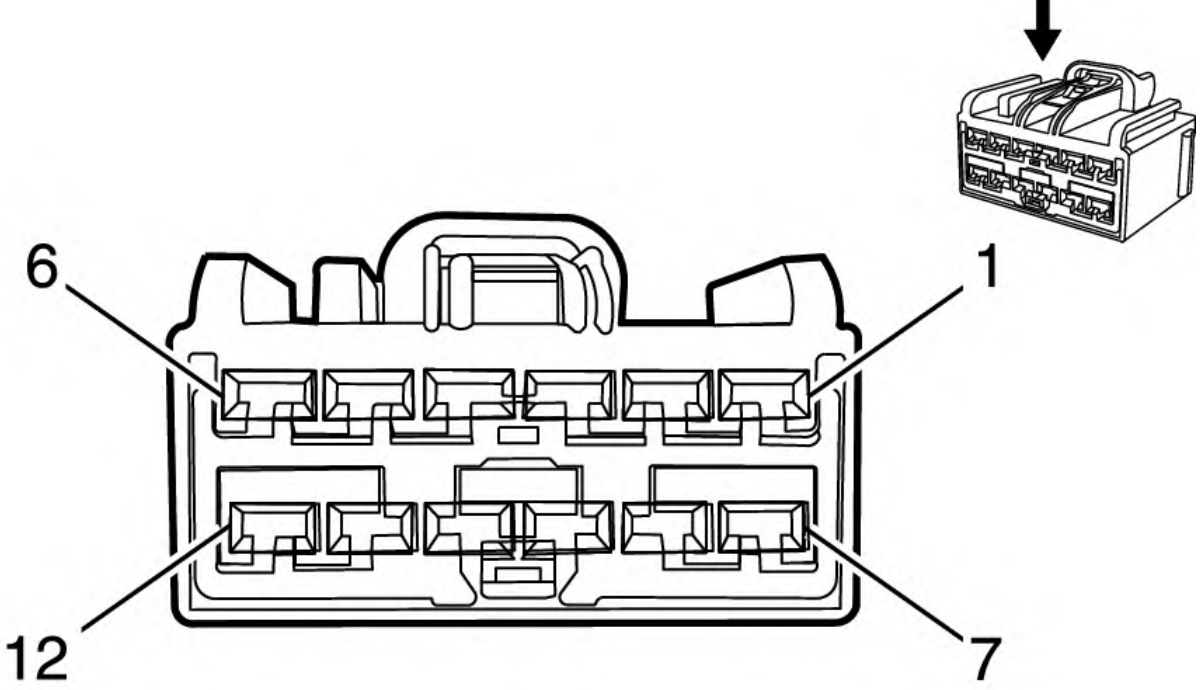

Connector Part Information

- Harness Type: Driver Seat
- OEM Connector: 7283-6467-40
- Service Connector: Service by Harness - See Part Catalog
- Description: 12-Way F 2.8 Kaizen Series (L-GY)

Terminal Part Information

Terminal Type ID	Terminated Lead	Diagnostic Test Probe	Terminal Removal Tool	Service Terminal	Tray Name	Core Crimp	Insulation Crimp
I	Not Required	J-35616-4A (PU)	No Tool Required	Not Required	Not Required	Not Required	Not Required

Pin	Size	Color	Circuit	Function	Terminal Type ID	Option
1	2	GN/YE	276	Driver Power Seat Recline Motor Forward Control	I	-
2	2	BU/YE	277	Driver Power Seat Recline Motor Rearward Control	I	-
3	2	GN/BN	286	Driver Power Seat Front Vertical Motor Up Control	I	-
4	2	BU/VT	287	Driver Power Seat Front Vertical Motor Down Control	I	-
5	2	YE	282	Driver Power Seat Rear Vertical Motor Up Control	I	-
6	2	GY/BU	283	Driver Power Seat Rear Vertical Motor Down Control	I	-
7 - 10	-	-	-	Not Occupied	-	-
11	2	YE/BU	285	Driver Power Seat Horizontal Motor Forward Control	I	-
12	2	GY/GN	284	Driver Power Seat Horizontal Motor Rearward Control	I	-

K40D SEAT MEMORY CONTROL MODULE - DRIVER X5 (A45/A74)

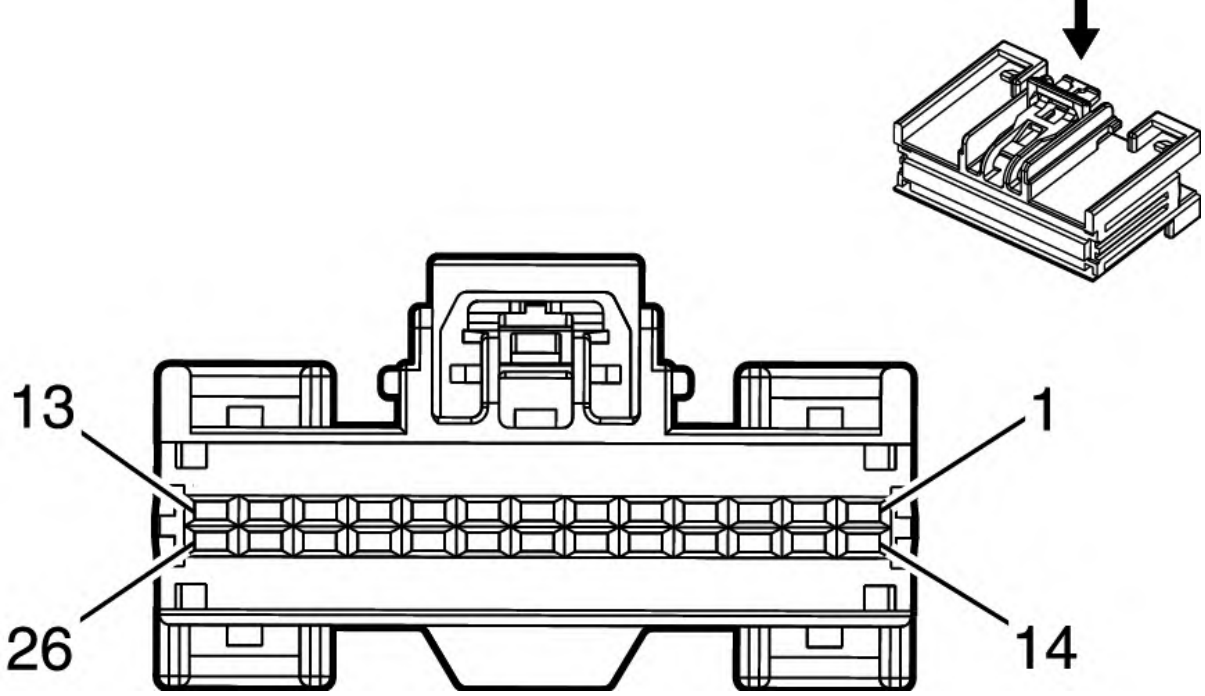

Connector Part Information

- Harness Type: Driver Seat
- OEM Connector: 7287-2043-30
- Service Connector: Service by Harness - See Part Catalog
- Description: 26-Way F 0.64 Series (BK)

Terminal Part Information

Terminal Type ID	Terminated Lead	Diagnostic Test Probe	Terminal Removal Tool	Service Terminal	Tray Name	Core Crimp	Insulation Crimp
I	Not Required	J-35616-64B (LT BU)	No Tool Required	Not Required	Not Required	Not Required	Not Required

Pin	Size	Color	Circuit	Function	Terminal Type ID	Option
1	0.5	WH/RD	3298	Memory Sensor High Reference 2	I	-
2 - 3	-	-	-	Not Occupied	-	-
4	0.5	BN	3038	Right Rear Haptic Seat Motor Control	I	-
5	0.5	YE/BN	3037	Left Rear Haptic Seat Motor Control	I	-
6	-	-	-	Not Occupied	-	-
7	0.5	YE/BN	1522	Power Seat Horizontal Forward Switch Signal	I	-
8	0.5	GY/GN	1523	Power Seat Horizontal Rearward Switch Signal	I	-
9	0.5	GN/BN	1518	Power Seat Front Vertical Up Switch Signal	I	-
10	0.5	BU/VT	1520	Power Seat Front Vertical Down Switch Signal	I	-
11	0.35	GN	569	Memory Seat Horizontal Motor Position Sensor Signal	I	-
12	0.35	BN/WH	557	Memory Seat Front Vertical Motor Position Sensor Signal	I	-
13 - 18	-	-	-	Not Occupied	-	-

mcx30.com

Pin	Size	Color	Circuit	Function	Terminal Type ID	Option
19	0.5	YE	1519	Power Seat Rear Vertical Up Switch Signal	I	-
20	0.5	YE/BU	1521	Power Seat Rear Vertical Down Switch Signal	I	-
21	0.5	GY/BK	1269	Power Seat Recline Forward Switch Signal	I	-
22	0.5	GN/GY	1270	Power Seat Recline Rearward Switch Signal	I	-
23 - 24	-	-	-	Not Occupied	-	-
25	0.35	YE/BU	568	Memory Seat Rear Vertical Motor Position Sensor Signal	I	-
26	0.35	WH/BK	570	Driver Memory Seat Recline Motor Position Sensor Signal	I	-

K40D SEAT MEMORY CONTROL MODULE - DRIVER X6 (A45/A74)

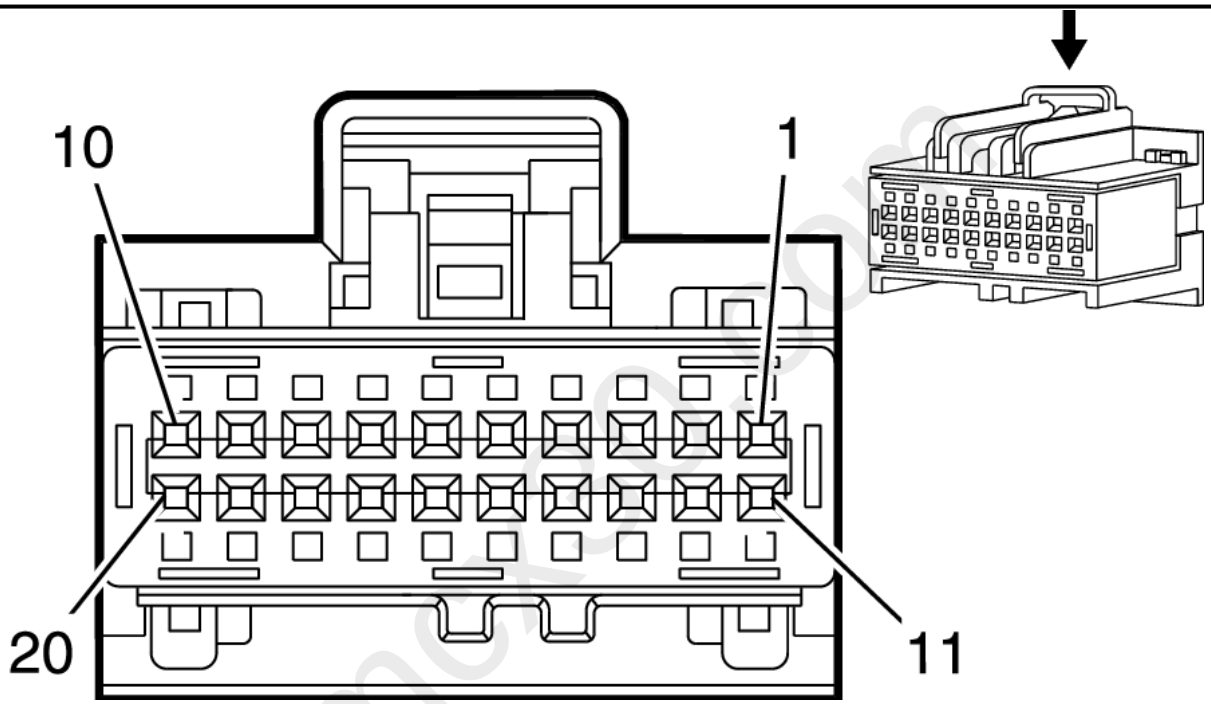

Connector Part Information

- Harness Type: Driver Seat
- OEM Connector: 31410-1201
- Service Connector: Service by Harness - See Part Catalog
- Description: 20-Way F 64 Series, Sealed (GY)

Terminal Part Information

Terminal Type ID	Terminated Lead	Diagnostic Test Probe	Terminal Removal Tool	Service Terminal	Tray Name	Core Crimp	Insulation Crimp
I	Not Required	J-35616-64B (LT BU)	No Tool Required	Not Required	Not Required	Not Required	Not Required

Pin	Size	Color	Circuit	Function	Terminal Type ID	Option
1 - 11	-	-	-	Not Occupied	-	-
12	0.35	WH	615	Memory Seat Switch Signal 1	I	-

Pin	Size	Color	Circuit	Function	Terminal Type ID	Option
13 - 14	-	-	-	Not Occupied	-	-
15	0.35	BU/GN	614	Memory Seat Switch Set Signal	I	-
16 - 20	-	-	-	Not Occupied	-	-

K43 POWER STEERING CONTROL MODULE X1

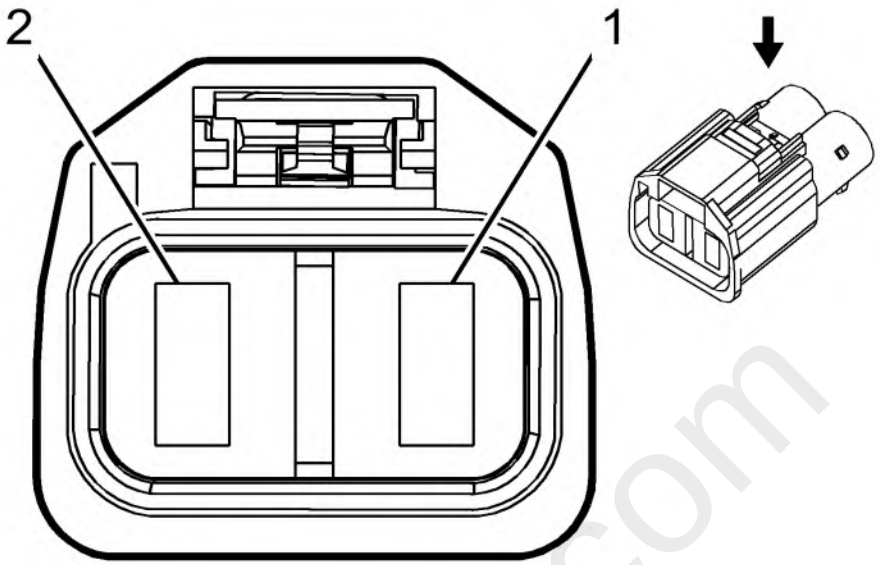

Connector Part Information

- Harness Type: Engine
- OEM Connector: 13581053
- Service Connector: Service by Harness - See Part Catalog
- Description: 2-Way F 9.5 Series, Sealed (BK)

Terminal Part Information

Terminal Type ID	Terminated Lead	Diagnostic Test Probe	Terminal Removal Tool	Service Terminal	Tray Name	Core Crimp	Insulation Crimp
I	Not Required	J-35616-14 (GN)	No Tool Required	Not Required	Not Required	Not Required	Not Required

Pin	Size	Color	Circuit	Function	Terminal Type ID	Option
1	10	RD	2840	Battery Positive Voltage	I	-
2	10	BK	350	Ground	I	-

K43 POWER STEERING CONTROL MODULE X2

mcx30.com

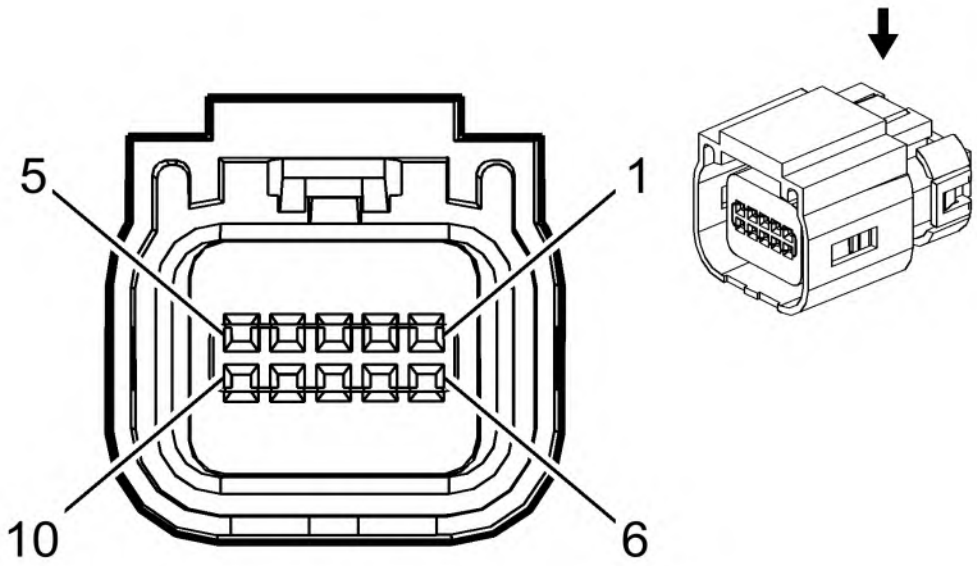

Connector Part Information

- Harness Type: Engine
- OEM Connector: 19178082
- Service Connector: 19178082
- Description: 10-Way F 0.64 Series, Sealed (BK)

Terminal Part Information

Terminal Type ID	Terminated Lead	Diagnostic Test Probe	Terminal Removal Tool	Service Terminal	Tray Name	Core Crimp	Insulation Crimp
I	13575742	J-35616-64B (LT BU)	J-38125-215A	Not Available	Not Available	Not Available	Not Available

Pin	Size	Color	Circuit	Function	Terminal Type ID	Option
1	-	-	-	Not Occupied	-	-
2	0.5	BU	2500	High Speed GMLAN Serial Data (+) 1	I	-
3	0.5	WH	2501	High Speed GMLAN Serial Data (-) 1	I	-
4	0.5	BU/YE	6105	High Speed GMLAN Serial Data (+) 2	I	-
5	0.5	WH	6106	High Speed GMLAN Serial Data (-) 2	I	-
6	0.5	WH/BU	5986	Serial Data Communication Enable	I	-
7	0.5	BU	2500	High Speed GMLAN Serial Data (+) 1	I	-
8	0.5	WH	2501	High Speed GMLAN Serial Data (-) 1	I	-
9	0.5	BU/YE	6105	High Speed GMLAN Serial Data (+) 2	I	-
10	0.5	WH	6106	High Speed GMLAN Serial Data (-) 2	I	-

K47 REAR DIFFERENTIAL CLUTCH CONTROL MODULE X1 (F48)

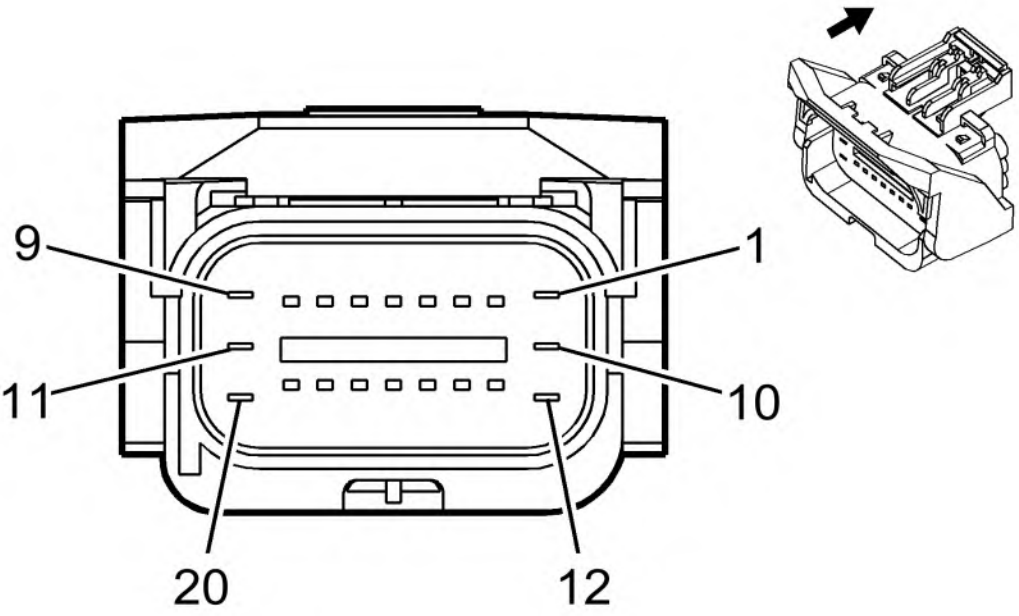

Connector Part Information

- Harness Type: Rear Axle
- OEM Connector: 13586802
- Service Connector: Service by Harness - See Part Catalog
- Description: 20-Way F 1.5, 2.8 Series, Sealed (BK)

Terminal Part Information

Terminal Type ID	Terminated Lead	Diagnostic Test Probe	Terminal Removal Tool	Service Terminal	Tray Name	Core Crimp	Insulation Crimp
I	Not Required	J-35616-14 (GN)	No Tool Required	Not Required	Not Required	Not Required	Not Required
II	Not Required	J-35616-4A (PU)	No Tool Required	Not Required	Not Required	Not Required	Not Required

Pin	Size	Color	Circuit	Function	Terminal Type ID	Option
1	3	BN/GN	3945	All Wheel Drive Power Transfer Motor Control B	II	F48
2	0.35	GY/GN	1561	AWD Indicator Control	I	F48
3 - 4	-	-	-	Not Occupied	-	-
5	0.35	WH	6106	High Speed GMLAN Serial Data (-) 2	I	F48
6	0.35	BU/YE	6105	High Speed GMLAN Serial Data (+) 2	I	F48
7	0.35	WH	2501	High Speed GMLAN Serial Data (-) 1	I	F48
8	0.35	BU	2500	High Speed GMLAN Serial Data (+) 1	I	F48
9	2.5	BK	2550	Ground	II	F48
10	0.35	RD/VT	1940	Battery Positive Voltage	I	F48
11	0.35	WH/BU	5986	Serial Data Communication Enable	I	F48

Pin	Size	Color	Circuit	Function	Terminal Type ID	Option
12	3	VT/BN	3944	All Wheel Drive Power Transfer Motor Control A	II	-
13	0.35	BK/VT	3846	All Wheel Drive Power Transfer Unit Position Sensor Low Reference	I	F48
14	0.35	GN/BN	3848	All Wheel Drive Power Transfer Unit Position Sensor Signal	I	F48
15	0.35	WH/RD	3847	All Wheel Drive Power Transfer Unit Position Sensor Voltage Reference	I	F48
16	0.35	WH	6106	High Speed GMLAN Serial Data (-) 2	I	F48
17	0.35	BU/YE	6105	High Speed GMLAN Serial Data (+) 2	I	F48
18	0.35	WH	2501	High Speed GMLAN Serial Data (-) 1	I	F48
19	0.35	BU	2500	High Speed GMLAN Serial Data (+) 1	I	F48
20	2.5	RD/VT	1640	Battery Positive Voltage	II	F48

K47 REAR DIFFERENTIAL CLUTCH CONTROL MODULE X2 (F48)

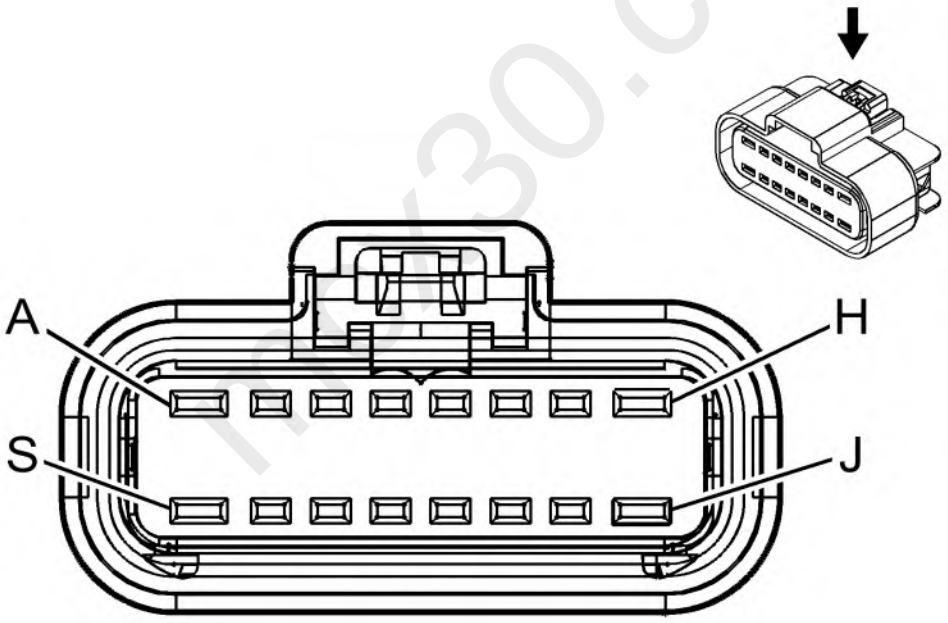

Connector Part Information

- Harness Type: Rear Axle
- OEM Connector: 15326084
- Service Connector: Service by Harness - See Part Catalog
- Description: 16-Way F 150, 280 GT Series, Sealed (BK)

Terminal Part Information

Terminal Type ID	Terminated Lead	Diagnostic Test Probe	Terminal Removal Tool	Service Terminal	Tray Name	Core Crimp	Insulation Crimp

Terminal Type ID	Terminated Lead	Diagnostic Test Probe	Terminal Removal Tool	Service Terminal	Tray Name	Core Crimp	Insulation Crimp
I	Not Required	Not Available	No Tool Required	Not Required	Not Required	Not Required	Not Required

Pin	Size	Color	Circuit	Function	Terminal Type ID	Option
A	0.5	RD/BK	902	Differential Clutch Pump Motor V-Phase	I	-
B	0.5	BU/WH	905	Differential Clutch Pump Motor Hall-Effect Sensor Signal 1	I	-
C	0.5	BU/OG	906	Differential Clutch Pump Motor Hall-Effect Sensor Signal 2	I	-
D	0.5	BU	907	Differential Clutch Pump Motor Hall-Effect Sensor Signal 3	I	-
E	0.5	VT/WH	908	Differential Clutch Pump Motor Hall-Effect Sensor Supply Voltage	I	-
F	0.5	VT	904	Differential Clutch Pump Motor Hall-Effect Sensor Low Reference	I	-
G	-	-	-	Not Occupied	-	-
H	0.5	RD	901	Differential Clutch Pump Motor W-Phase	I	-
J	0.5	RD/WH	903	Differential Clutch Pump Motor U-Phase	I	-
K - N	-	-	-	Not Occupied	-	-
P	0.5	WH/BK	911	Rear Differential Clutch Solenoid Valve 2 Low Control Signal	I	-
R	0.5	WH/OG	910	Rear Differential Clutch Solenoid Valve 1 Low Control Signal	I	-
S	0.5	WH	909	Rear Differential Clutch Solenoid Valve High Control Signal	I	-

K56 SERIAL DATA GATEWAY MODULE X1

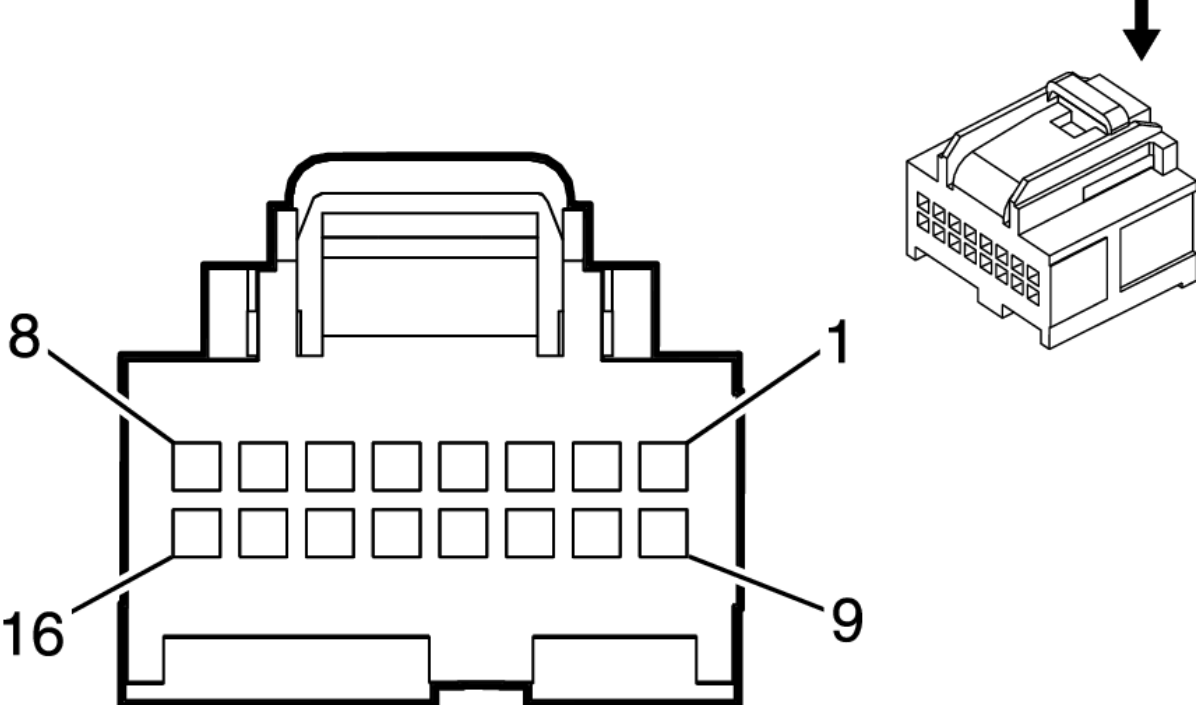

Connector Part Information

- Harness Type: Instrument Panel
- OEM Connector: 13594065
- Service Connector: 13594065
- Description: 16-Way F 0.64 OCS Series (BK)

Terminal Part Information

Terminal Type ID	Terminated Lead	Diagnostic Test Probe	Terminal Removal Tool	Service Terminal	Tray Name	Core Crimp	Insulation Crimp
I	13587581	J-35616-64B (LT BU)	J-38125-12A	Not Available	Not Available	Not Available	Not Available

Pin	Size	Color	Circuit	Function	Terminal Type ID	Option
1	0.35	RD/GN	3140	Battery Positive Voltage	I	-
2	-	-	-	Not Occupied	-	-
3	0.35	BU/GN	1304	High Speed GMLAN Serial Data (+) 9	I	-
4	0.35	WH/GN	1305	High Speed GMLAN Serial Data (-) 9	I	-
5	-	-	-	Not Occupied	-	-
6	0.35	BK	1650	Ground	I	-
7	0.35	BU	2500	High Speed GMLAN Serial Data (+) 1	I	-
8	0.35	WH	2501	High Speed GMLAN Serial Data (-) 1	I	-
9	-	-	-	Not Occupied	-	-
10	0.35	WH/BU	5986	Serial Data Communication Enable	I	-
11	0.35	BU/GN	1304	High Speed GMLAN Serial Data (+) 9	I	-
12	0.35	WH/GN	1305	High Speed GMLAN Serial Data (-) 9	I	-
13	0.35	BU/GY	3935	High Speed GMLAN Serial Data (+) 8	I	T4L+TR7

Pin	Size	Color	Circuit	Function	Terminal Type ID	Option
14	0.35	WH/GY	3936	High Speed GMLAN Serial Data (-) 8	I	T4L+TR7
15	0.35	GN	5060	Low Speed GMLAN Serial Data	I	-
16	0.35	GY/GN	1102	Low Speed GMLAN Serial Data #2	I	-

K56 SERIAL DATA GATEWAY MODULE X2

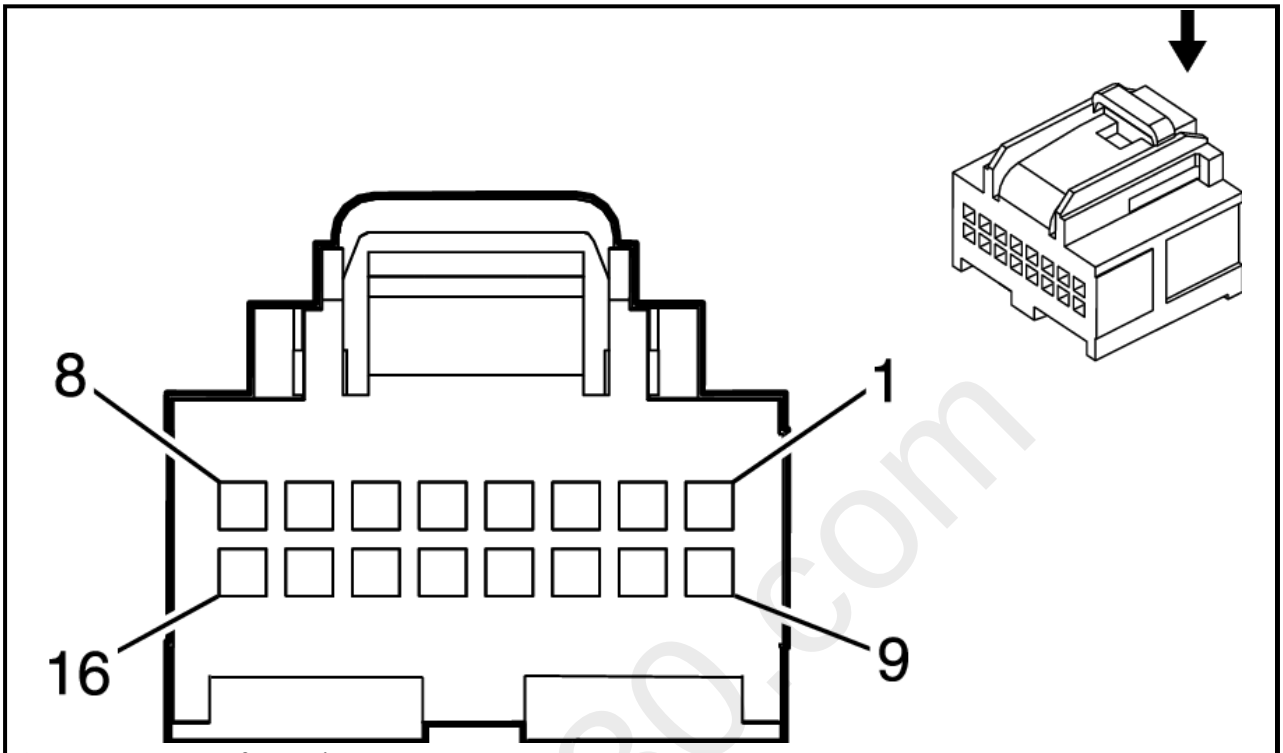

Connector Part Information

- Harness Type: Instrument Panel
- OEM Connector: 13594066
- Service Connector: 13594066
- Description: 16-Way F 0.64 OCS Series (GY)

mcx30.com

Terminal Part Information

Terminal Type ID	Terminated Lead	Diagnostic Test Probe	Terminal Removal Tool	Service Terminal	Tray Name	Core Crimp	Insulation Crimp
I	13587581	J-35616-64B (LT BU)	J-38125-12A	Not Available	Not Available	Not Available	Not Available

Pin	Size	Color	Circuit	Function	Terminal Type ID	Option
1	0.35	BU	2500	High Speed GMLAN Serial Data (+) 1	I	-
2	0.35	WH	2501	High Speed GMLAN Serial Data (-) 1	I	-
3 - 4	-	-	-	Not Occupied	-	-
5	0.35	BU/GY	3935	High Speed GMLAN Serial Data (+) 8	I	T4L+TR7
6	0.35	WH/GY	3936	High Speed GMLAN Serial Data (-) 8	I	T4L+TR7

Pin	Size	Color	Circuit	Function	Terminal Type ID	Option
7	0.35	BU/YE	6105	High Speed GMLAN Serial Data (+) 2	I	-
8	0.35	WH	6106	High Speed GMLAN Serial Data (-) 2	I	-
9	0.35	GN	5060	Low Speed GMLAN Serial Data	I	-
10	-	-	-	Not Occupied	-	-
11	0.35	BU/GN	1304	High Speed GMLAN Serial Data (+) 9	I	-
12	0.35	WH/GN	1305	High Speed GMLAN Serial Data (-) 9	I	-
13	0.35	BU/GY	3935	High Speed GMLAN Serial Data (+) 8	I	T4L+TR7
14	0.35	WH/GY	3936	High Speed GMLAN Serial Data (-) 8	I	T4L+TR7
15	0.35	BU/YE	6105	High Speed GMLAN Serial Data (+) 2	I	-
16	0.35	WH	6106	High Speed GMLAN Serial Data (-) 2	I	-

K61 SUNROOF CONTROL MODULE (C3U)

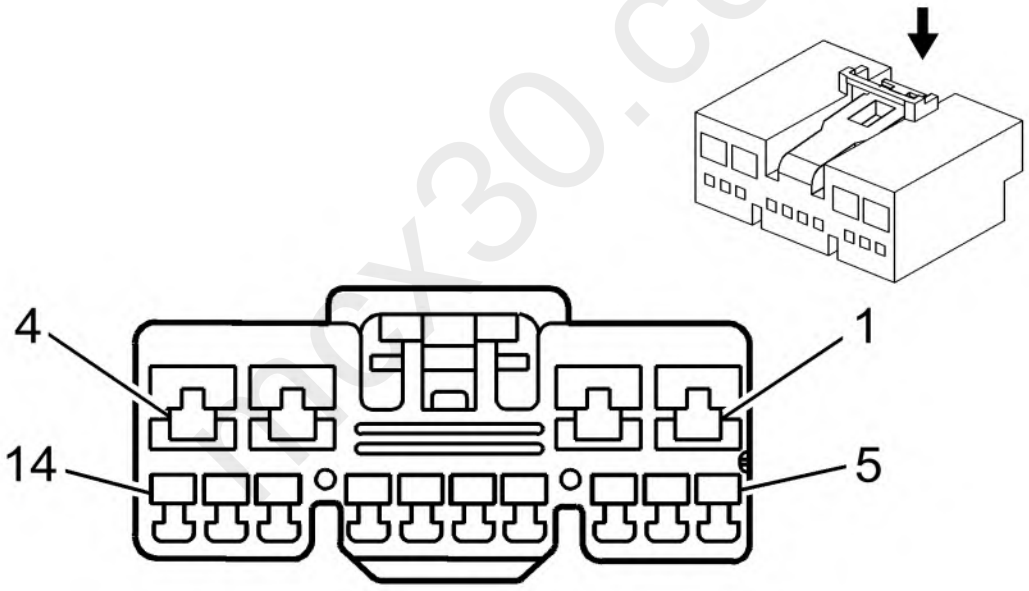

Connector Part Information

- Harness Type: Headliner
- OEM Connector: 15466088
- Service Connector: 19179972
- Description: 14-Way F 0.64, 2.8 YESC Series (L-GY)

Terminal Part Information

Terminal Type ID	Terminated Lead	Diagnostic Test Probe	Terminal Removal Tool	Service Terminal	Tray Name	Core Crimp	Insulation Crimp

Terminal Type ID	Terminated Lead	Diagnostic Test Probe	Terminal Removal Tool	Service Terminal	Tray Name	Core Crimp	Insulation Crimp
I	Not Required	No Tool Required	No Tool Required	Not Available	Not Available	Not Available	Not Available
I	Not Required	No Tool Required	No Tool Required	Not Available	Not Available	Not Available	Not Available

Pin	Size	Color	Circuit	Function	Terminal Type ID	Option
1	2	RD/BU	540	Battery Positive Voltage	I	-
2	2	OG	5938	Sunshade Motor Up Control	I	-
3	2	VT	5939	Sunshade Motor Down Control	I	-
4	2	BK	1550	Ground	I	-
5	0.35	BU	900	Sunroof Serial Data K-Line	I	-
6	2	BU/GY	3032	Front Sunshade Switch Signal	I	-
7	0.35	PK	5027	Sunroof Switch Data 1 Signal	I	-
8	-	-	-	Not Occupied	-	-
9	0.35	BN	6132	Local Interconnect Network Serial Data Bus 1	I	-
10	-	-	-	Not Occupied	-	-
11	0.35	VT/WH	128	Sunroof Switch Low Reference	I	-
12	0.35	TN	5033	Sunroof Obstruction Sensor 5V Reference	I	-
13	0.35	WH	5034	Sunroof Obstruction Sensor Signal 1	I	-
14	0.35	YE	5124	Sunroof Obstruction Sensor Signal 2	I	-

K62 SUNROOF SUNSHADE MOTOR MODULE (C3U)

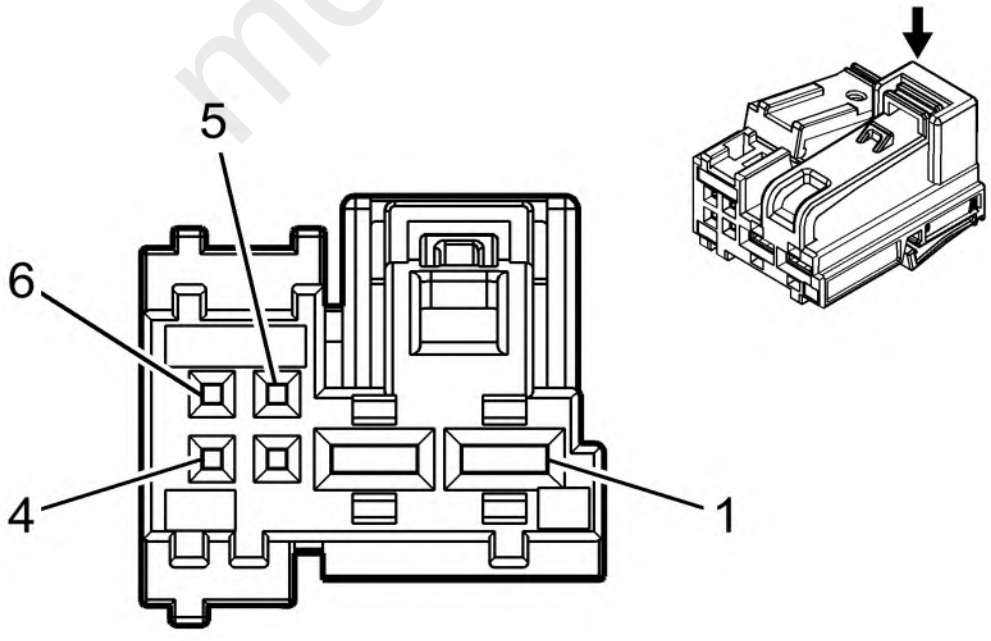

Connector Part Information

- Harness Type: Headliner
- OEM Connector: 1670575-1

mcx30.com

- Service Connector: Service by Harness - See Part Catalog
- Description: 6-Way F Conn (BK)

Terminal Part Information

Terminal Type ID	Terminated Lead	Diagnostic Test Probe	Terminal Removal Tool	Service Terminal	Tray Name	Core Crimp	Insulation Crimp
I	Not Required	No Tool Required	No Tool Required	Not Required	Not Required	Not Required	Not Required
I	Not Required	No Tool Required	No Tool Required	Not Required	Not Required	Not Required	Not Required

Pin	Size	Color	Circuit	Function	Terminal Type ID	Option
1	2	VT	5939	Sunshade Motor Down Control	I	-
2	2	OG	5938	Sunshade Motor Up Control	I	-
3	0.35	WH	5034	Sunroof Obstruction Sensor Signal 1	I	-
4	0.35	VT/WH	128	Sunroof Switch Low Reference	I	-
5	0.35	YE	5124	Sunroof Obstruction Sensor Signal 2	I	-
6	0.35	TN	5033	Sunroof Obstruction Sensor 5V Reference	I	-

K71 TRANSMISSION CONTROL MODULE (M3D/M3H/M3U)

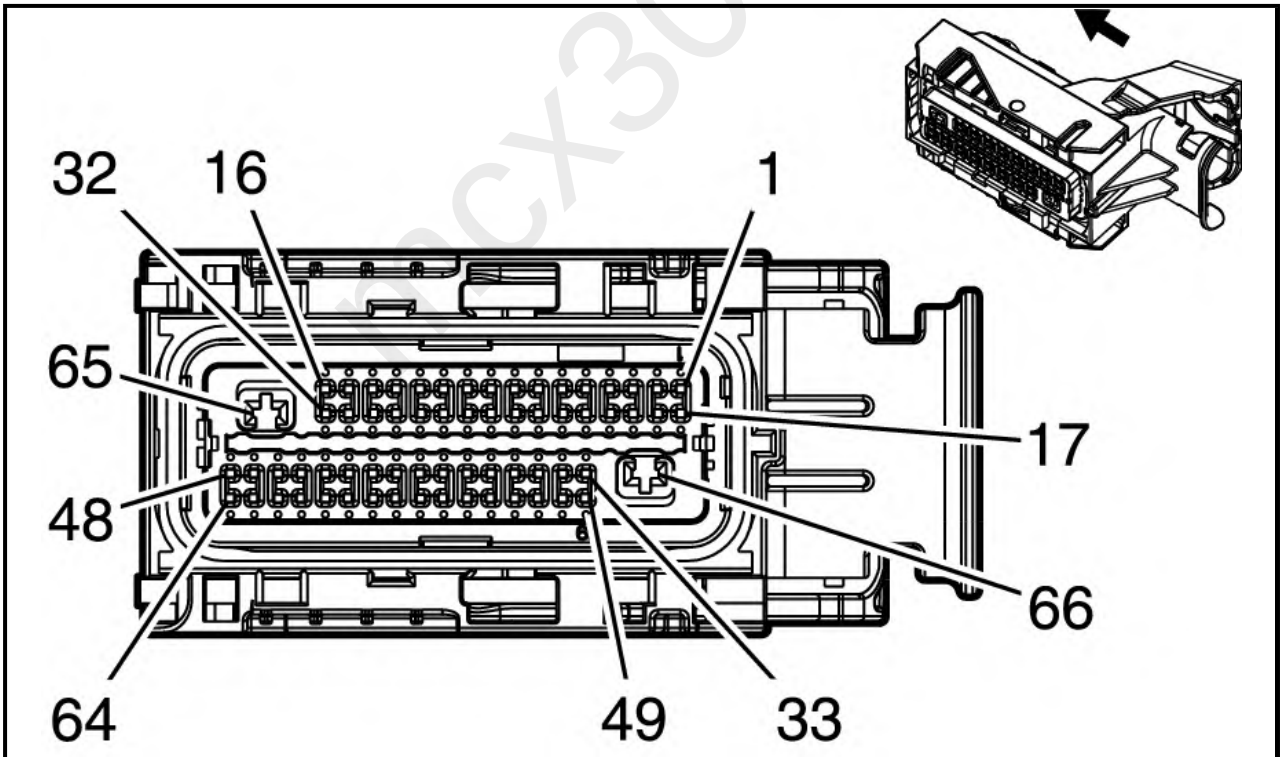

Connector Part Information

- Harness Type: Engine
- OEM Connector: 12642692
- Service Connector: 19329822
- Description: 66-Way F 0.64, 2.8 Series, Sealed (BK with BK Terminal Position Assurance)

Terminal Part Information

mcx30.com

Terminal Type ID	Terminated Lead	Diagnostic Test Probe	Terminal Removal Tool	Service Terminal	Tray Name	Core Crimp	Insulation Crimp
I	13579770	J-35616-4A (PU)	J-38125-11A	Not Available	Not Available	Not Available	Not Available
II	19330179	J-35616-64B (LT BU)	J-38125-12A	Not Available	Not Available	Not Available	Not Available

Pin	Size	Color	Circuit	Function	Terminal Type ID	Option
1	0.5	WH/BU	4507	Transmission Clutch H Control	I	-
2	0.5	BU	6401	Clutch B Control	I	-
3	0.5	GY/GN	6403	Clutch D Control	I	-
4 - 6	-	-	-	Not Occupied	-	-
7	0.5	YE/GN	4170	Transmission Position Sensor B 9V Reference	I	-
8	0.5	YE/BU	4171	Transmission Position Sensor A 9V Reference	I	-
9 - 12	-	-	-	Not Occupied	-	-
13	0.5	GN/VT	4510	Transmission Intermediate Speed Signal	I	-
14	0.5	GY/BU	6358	Output Speed Signal	I	-
15	0.5	GN/YE	6353	Input Speed Signal	I	-
16	-	-	-	Not Occupied	-	-
17	0.5	WH	4508	Transmission Clutch G Control	I	-
18	0.5	BN	6400	Clutch A Control	II	-
19	0.5	GY	6402	Clutch C Control	I	-
20	-	-	-	Not Occupied	-	-
21	0.5	GY/BK	5501	TCC/Clutch Select Solenoid Control	I	-
22	0.5	VT/BK	7553	Park Lock Solenoid Control	I	M3H/M3U
23	0.5	WH	1971	Transmission Oil Level Sensor Signal	II	-
24 - 30	-	-	-	Not Occupied	-	-
31	0.35	GN/VT	4621	Local Interconnect Network Serial Data Bus 21	II	-
32	-	-	-	Not Occupied	-	-
33	0.5	GN/GY	6387	Transmission High Side Driver 1 Signal Driver	II	-
34 - 36	-	-	-	Not Occupied	-	-
37	0.5	BU	2500	High Speed GMLAN Serial Data (+) 1	I	-
38 - 48	-	-	-	Not Occupied	-	-
49	0.5	GY/BN	6388	Transmission High Side Driver 2 Signal	II	-
50	-	-	-	Not Occupied	-	-

mego.com

Pin	Size	Color	Circuit	Function	Terminal Type ID	Option
51	0.5 0.35	VT/YE VT/YE	5985 5985	Accessory Wakeup Serial Data Accessory Wakeup Serial Data	I II	M3D MM1+M3H/M3U
52	-	-	-	Not Occupied	-	-
53	0.5	BU	2500	High Speed GMLAN Serial Data (+) 1	I	M3H/M3D/M3U
54	0.5	WH	2501	High Speed GMLAN Serial Data (-) 1	I	M3H/M3D/M3U
55 - 58	-	-	-	Not Occupied	-	-
59	0.5	VT/WH	6319	ETRS Out of Park Switch 2 Signal	II	-
60	0.5	WH/BK	3705	ETRS Switch Analog Signal 2	I	M3H/M3U
61	0.5	WH/YE	6317	ETRS Out of Park Switch Signal	I	M3H/M3U
62	0.5	BN	3706	ETRS Switch Analog Signal 1	II	M3H/M3U
63	0.5	BN/WH	585	Transmission Oil Temperature Sensor Signal	II	-
64	0.5	GN/YE	5724	Ignition Mode Switch Mode Control	I	M3D
65	1.5	BK/WH	151	Signal Ground	I	-
66	1.5	RD/GN	2173	12V Regulated Supply Voltage 2	I	-

K73 TELEMATICS COMMUNICATION INTERFACE CONTROL MODULE X5 (UE1)

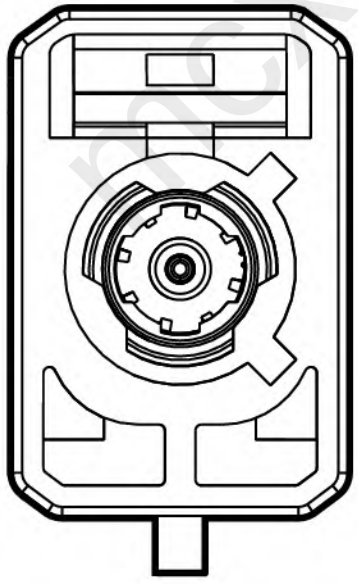

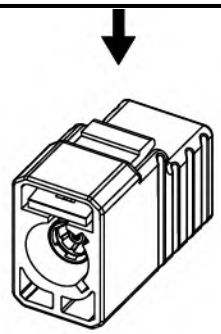

Connector Part Information

- Harness Type: Instrument Panel
- OEM Connector: 13581693
- Service Connector: Service by Cable Assembly - See Part Catalog
- Description: 1-Way F Coax Type (VT)

Terminal Part Information

Terminal Type ID	Terminated Lead	Diagnostic Test Probe	Terminal Removal Tool	Service Terminal	Tray Name	Core Crimp	Insulation Crimp
I	Not Required	No Tool Required	No Tool Required	Not Required	Not Required	Not Required	Not Required

Pin	Size	Color	Circuit	Function	Terminal Type ID	Option
-	-	Coax	-	(Cell only) Coaxial Antenna Cell Phone Signal	I	-

K73 TELEMATICS COMMUNICATION INTERFACE CONTROL MODULE X7 (UE1)

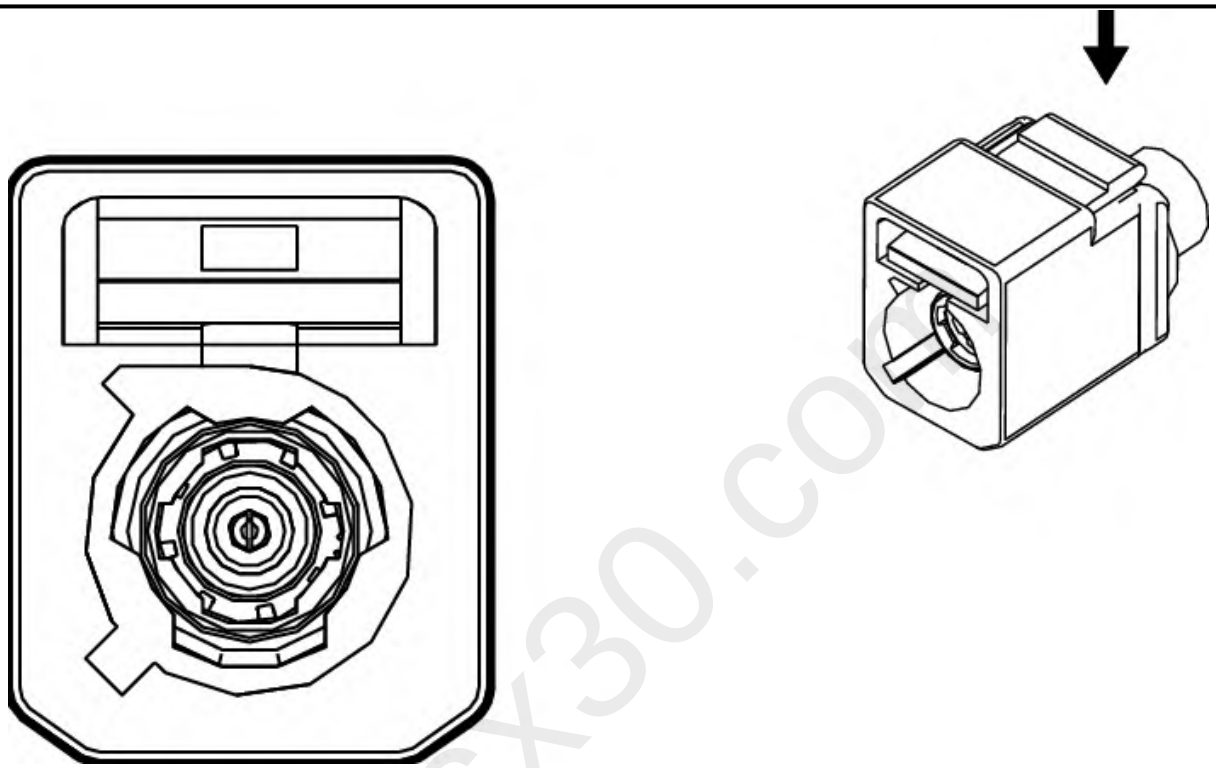

Connector Part Information

- Harness Type: Instrument Panel
- OEM Connector: 13581969
- Service Connector: Service by Cable Assembly - See Part Catalog
- Description: 1-Way F Coax Type (BN)

Terminal Part Information

Terminal Type ID	Terminated Lead	Diagnostic Test Probe	Terminal Removal Tool	Service Terminal	Tray Name	Core Crimp	Insulation Crimp
I	Not Required	No Tool Required	No Tool Required	Not Required	Not Required	Not Required	Not Required

Pin	Size	Color	Circuit	Function	Terminal Type ID	Option
-	-	Coax	-	(GPS/Cell) Coaxial Antenna Cell/GPS combined Signal	I	-

K73 TELEMATICS COMMUNICATION INTERFACE CONTROL MODULE X1 (UE1+IOB/IO5/IO6)

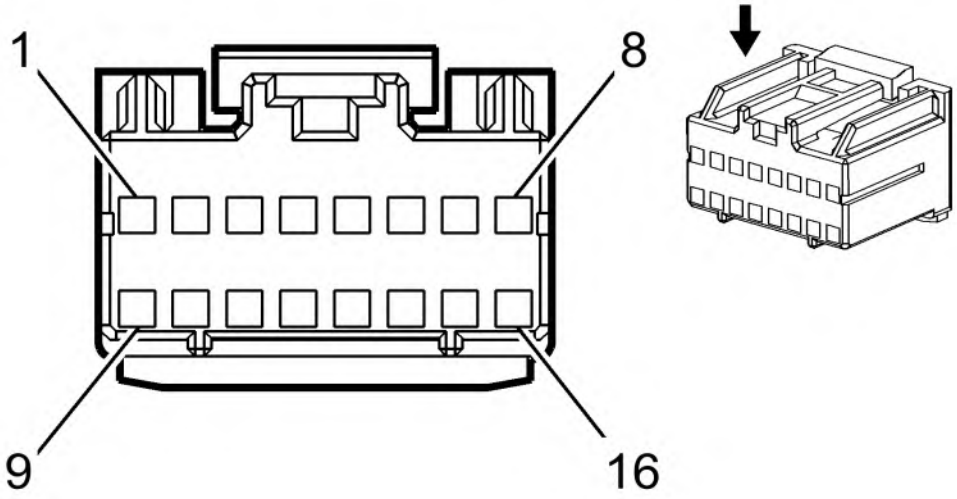

Connector Part Information

- Harness Type: Instrument Panel
- OEM Connector: 1456601-1
- Service Connector: 19153138
- Description: 16-Way F 040 Multilock II Series (WH)

Terminal Part Information

Terminal Type ID	Terminated Lead	Diagnostic Test Probe	Terminal Removal Tool	Service Terminal	Tray Name	Core Crimp	Insulation Crimp
I	13575803	J-35616-16 (LT GN)	J-38125-559	15445905	Delphi 23	J	J
II	13575803	J-35616-16 (LT GN)	J-38125-559	Not Available	Not Available	Not Available	Not Available

Pin	Size	Color	Circuit	Function	Terminal Type ID	Option
1	0.35	GY/GN	1102	Low Speed GMLAN Serial Data #2	I	UE1+IOB/IO5/IO6
2	0.13	BN/WH	2517	Keypad Red LED Control	II	UE1+IOB/IO5/IO6
3	0.13	YE/VT	2516	Keypad Green LED Control	II	UE1+IOB/IO5/IO6
4 - 5	-	-	-	Not Occupied	-	-
6	0.13	GN/BK	2515	Keypad Control	II	UE1+IOB/IO5/IO6
7	0.35	BK	1750	Ground	I	UE1+IOB/IO5/IO6
8 - 9	-	-	-	Not Occupied	-	-
10	0.35	BU/GN	1304	High Speed GMLAN Serial Data (+) 9	I	UE1+IOB/IO5/IO6
11	0.13	GN/WH	2514	Keypad Signal	II	UE1+IOB/IO5/IO6
12	0.35	WH/GN	1305	High Speed GMLAN Serial Data (-) 9	I	UE1+IOB/IO5/IO6
13	0.35	BK/VT	5167	Battery Backup Low Reference	I	UE1+IOB/IO5/IO6
14	0.35	YE/VT	5235	Battery Backup Control	I	UE1+IOB/IO5/IO6

Pin	Size	Color	Circuit	Function	Terminal Type ID	Option
15	0.35	RD/GY	2140	Battery Positive Voltage	I	UE1+IOB/IO5/IO6
16	-	-	-	Not Occupied	-	-

K73 TELEMATICS COMMUNICATION INTERFACE CONTROL MODULE X2 (UE1+IOB/IO5/IO6)

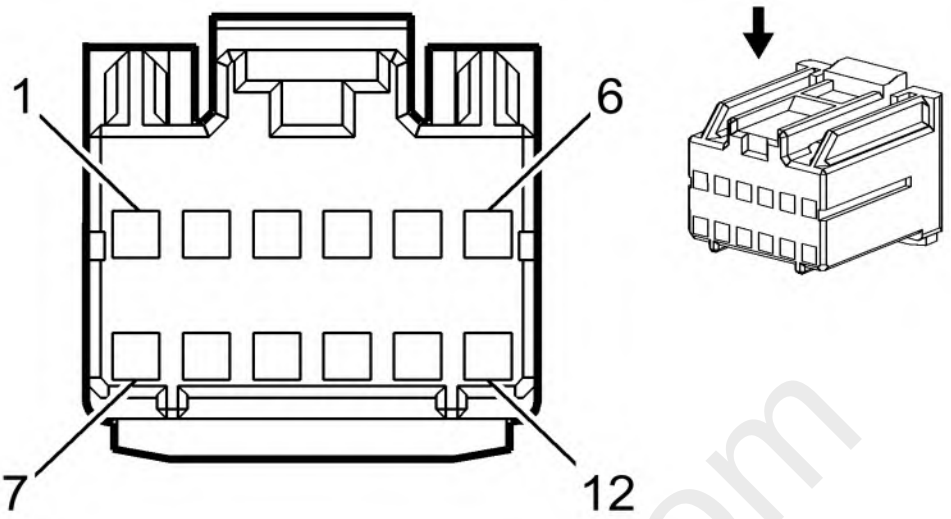

Connector Part Information

- Harness Type: Instrument Panel
- OEM Connector: 19153139
- Service Connector: 88952886
- Description: 12-Way F 040 Multilock II Series (WH)

Terminal Part Information

Terminal Type ID	Terminated Lead	Diagnostic Test Probe	Terminal Removal Tool	Service Terminal	Tray Name	Core Crimp	Insulation Crimp
I	13575803	J-35616-16 (LT GN)	J-38125-559	15445905	Delphi 23	J	J

Pin	Size	Color	Circuit	Function	Terminal Type ID	Option
1	0.35	YE	658	Cellular Telephone Voice Signal	I	-
2	0.35	BK/YE	659	Cellular Telephone Voice Low Reference	I	-
3	0.35	BU/GN	1304	High Speed GMLAN Serial Data (+) 9	I	-
4	0.35	WH/GN	1305	High Speed GMLAN Serial Data (-) 9	I	-
5	0.35	BARE	1792	Low Reference	I	-
6	0.35	GY/YE	5149	Voice Recognition Audio Signal	I	-

mcx30.com

Pin	Size	Color	Circuit	Function	Terminal Type ID	Option
7	0.35	WH/BU	5986	Serial Data Communication Enable	I	UE1+IOB/IO5/IO6
8	0.35	BARE	1782	Low Reference	I	-
9	0.35	BU	655	Cellular Telephone Microphone Signal	I	UE1+IO5/IO6/IOB
10	0.35	BK/BN	654	Cellular Telephone Microphone Low Reference	I	UE1+IO5/IO6/IOB
11	-	-	-	Not Occupied	-	-
12	0.35	BK/GY	5152	Voice Recognition Audio Low Reference	I	-

K73 TELEMATICS COMMUNICATION INTERFACE CONTROL MODULE X1 (UE1+IOR/IOS/IOT/IOU)

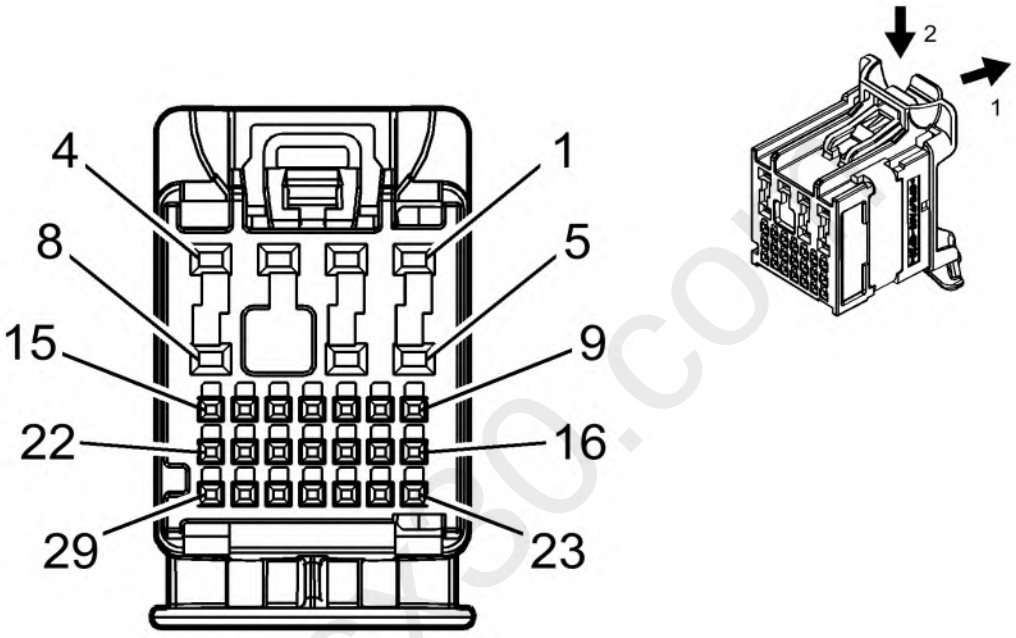

Connector Part Information

- Harness Type: Instrument Panel
- OEM Connector: 160014-0004
- Service Connector: 13506123
- Description: 29-Way F 0.5 NANO, 1.2 MCON Series Sealed (BK)

Terminal Part Information

Terminal Type ID	Terminated Lead	Diagnostic Test Probe	Terminal Removal Tool	Service Terminal	Tray Name	Core Crimp	Insulation Crimp
I	19300649	J-35616-16 (LT GN)	J-38125-21	Not Available	Not Available	Not Available	Not Available
II	19354361	EL-35616-58 (BK)	EL-38125-58	Not Available	Not Available	Not Available	Not Available

Pin	Size	Color	Circuit	Function	Terminal Type ID	Option
1	0.35	RD/GY	2140	Battery Positive Voltage	I	UE1+IOR/IOS/IOT/IOU
2 - 3	-	-	-	Not Occupied	-	-

Pin	Size	Color	Circuit	Function	Terminal Type ID	Option
4	0.5	BK	1750	Ground	I	UE1+IOR/IOS/IOT/IOU
5	-	-	-	Not Occupied	-	-
6	0.35	GN/BK	2515	Keypad Control	I	UE1+IOR/IOS/IOT/IOU
7	-	-	-	Not Occupied	-	-
8	0.5	BK	1750	Ground	I	UE1+IOR/IOS/IOT/IOU
9	0.35	WH/GN	1305	High Speed GMLAN Serial Data (-) 9	II	UE1+IOR/IOS/IOT/IOU
10	0.35	BU/GN	1304	High Speed GMLAN Serial Data (+) 9	II	UE1+IOR/IOS/IOT/IOU
11	0.13	GN/WH	2514	Keypad Signal	II	UE1+IOR/IOS/IOT/IOU
12	0.35	WH/BU	5986	Serial Data Communication Enable	II	UE1+IOR/IOS/IOT/IOU
13	0.35	BARE	1792	Low Reference	II	-
14	0.35	BK/GY	5152	Voice Recognition Audio Low Reference	II	-
15	0.35	GY/YE	5149	Voice Recognition Audio Signal	II	-
16	0.35	WH/GN	1305	High Speed GMLAN Serial Data (-) 9	II	-
17	0.35	BU/GN	1304	High Speed GMLAN Serial Data (+) 9	II	-
18	-	-	-	Not Occupied	-	-
19	0.13	YE/VT	2516	Keypad Green LED Control	II	UE1+IOR/IOS/IOT/IOU
20	-	-	-	Not Occupied	-	-
21	0.35	BK/BN	654	Cellular Telephone Microphone Low Reference	II	UE1+IOR/IOS/IOT/IOU
22	0.35	BU	655	Cellular Telephone Microphone Signal	II	UE1+IOR/IOS/IOT/IOU
23	0.35	GY/GN	1102	Low Speed GMLAN Serial Data #2	II	UE1+IOR/IOS/IOT/IOU
24 - 25	-	-	-	Not Occupied	-	-
26	0.13	BN/WH	2517	Keypad Red LED Control	II	UE1+IOR/IOS/IOT/IOU
27	-	-	-	Not Occupied	-	-
28	0.35	GY/WH	7211	Ethernet Bus 4 (+)	II	-
29	0.35	GY	7210	Ethernet Bus 4 (-)	II	-

K74 HUMAN MACHINE INTERFACE CONTROL MODULE X1 (IO5/IO6)

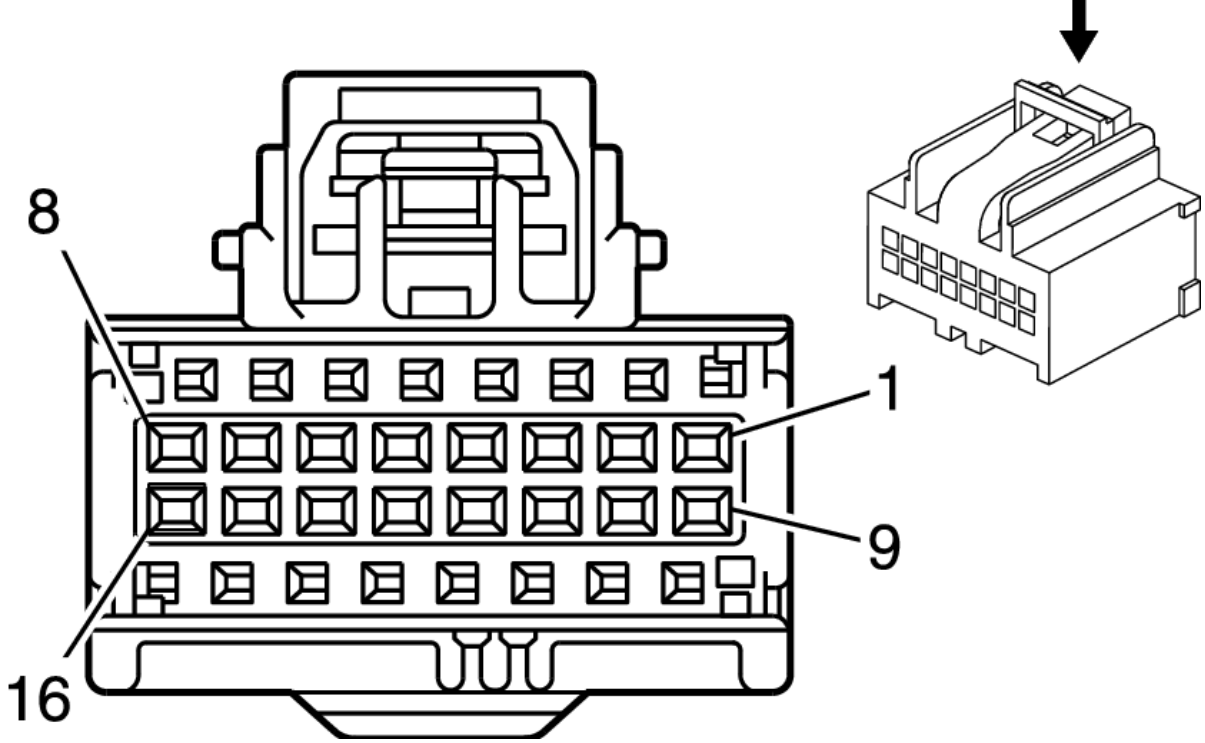

Connector Part Information

- Harness Type: Instrument Panel
- OEM Connector: 15136073
- Service Connector: 15136073
- Description: 16-Way F 0.64 Kaizen Series (BK)

Terminal Part Information

Terminal Type ID	Terminated Lead	Diagnostic Test Probe	Terminal Removal Tool	Service Terminal	Tray Name	Core Crimp	Insulation Crimp
I	13575742	J-35616-64B (LT BU)	J-38125-215A	Not Available	Not Available	Not Available	Not Available

Pin	Size	Color	Circuit	Function	Terminal Type ID	Option
1	0.35 0.35	BU GY/YE	655 5149	Cellular Telephone Microphone Signal Voice Recognition Audio Signal	I I	IO5/IO6 UE1+IO5/IO6
2	0.35 0.35	BK/BN BK/GY	654 5152	Cellular Telephone Microphone Low Reference Voice Recognition Audio Low Reference	I I	IO5/IO6 UE1+IO5/IO6
3 - 4	-	-	-	Not Occupied	-	-
5	0.35	WH/BU	5986	Serial Data Communication Enable	I	IO5/IO6
6	-	-	-	Not Occupied	-	-
7	0.35	RD/BU	2540	Battery Positive Voltage	I	IO5/IO6
8	0.35	BK	1750	Ground	I	IO5/IO6
9	0.35	GN/WH	7527	Local Interconnect Network Serial Data Bus 5	I	IO5/IO6+MAH/MBC
10	0.35	GN/WH	7527	Local Interconnect Network Serial Data Bus 5	I	IO5/IO6

Pin	Size	Color	Circuit	Function	Terminal Type ID	Option
11	0.35	BU/GN	1304	High Speed GMLAN Serial Data (+) 9	I	-
12	0.35	WH/GN	1305	High Speed GMLAN Serial Data (-) 9	I	-
13	0.35	BU/GN	1304	High Speed GMLAN Serial Data (+) 9	I	IO5/IO6
14	0.35	WH/GN	1305	High Speed GMLAN Serial Data (-) 9	I	IO5/IO6
15 - 16	-	-	-	Not Occupied	-	-

K74 HUMAN MACHINE INTERFACE CONTROL MODULE X2 (IO5/IO6)

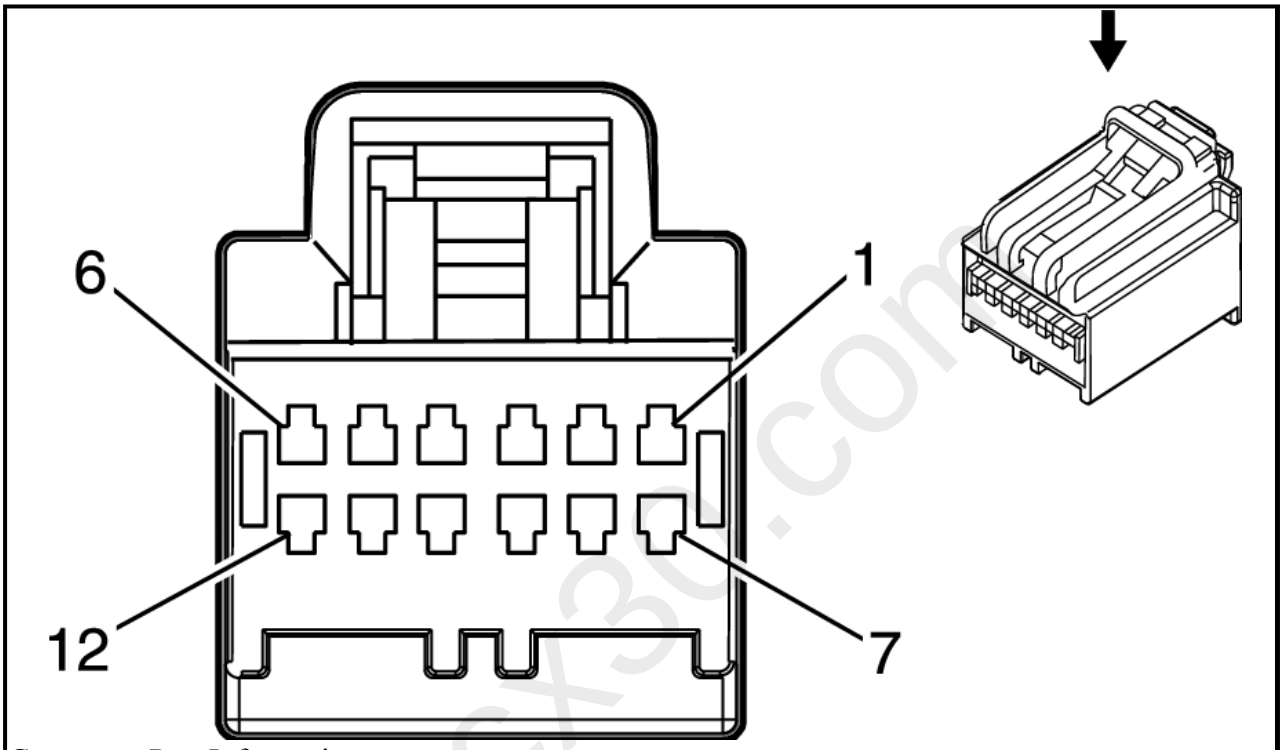

Connector Part Information

- Harness Type: Instrument Panel
- OEM Connector: 19151154
- Service Connector: 19151154
- Description: 12-Way F 64 Series, Sealed (GY)

Terminal Part Information

Terminal Type ID	Terminated Lead	Diagnostic Test Probe	Terminal Removal Tool	Service Terminal	Tray Name	Core Crimp	Insulation Crimp
I	13575742	J-35616-64B (LT BU)	J-38125-215A	Not Available	Not Available	Not Available	Not Available

Pin	Size	Color	Circuit	Function	Terminal Type ID	Option
1	0.35	WH/VT	3999	MOST Control	I	-
2	0.35	WH/GN	3997	MOST Serial Data (-)	I	-
3	0.35	GY/VT	3998	MOST Serial Data (+)	I	-
4	-	-	-	Not Occupied	-	-
5	0.35	GY/YE	6972	Camera Signal 2 +	I	-

mcx30.com

Pin	Size	Color	Circuit	Function	Terminal Type ID	Option
6	0.35	WH/BU	6973	Camera Signal 2	I	-
7	-	-	-	Not Occupied	-	-
8	0.35	GY/VT	3998	MOST Serial Data (+)	I	-
9	0.35	WH/GN	3997	MOST Serial Data (-)	I	-
10 - 12	-	-	-	Not Occupied	-	-

K74 HUMAN MACHINE INTERFACE CONTROL MODULE X3 (IO5/IO6)

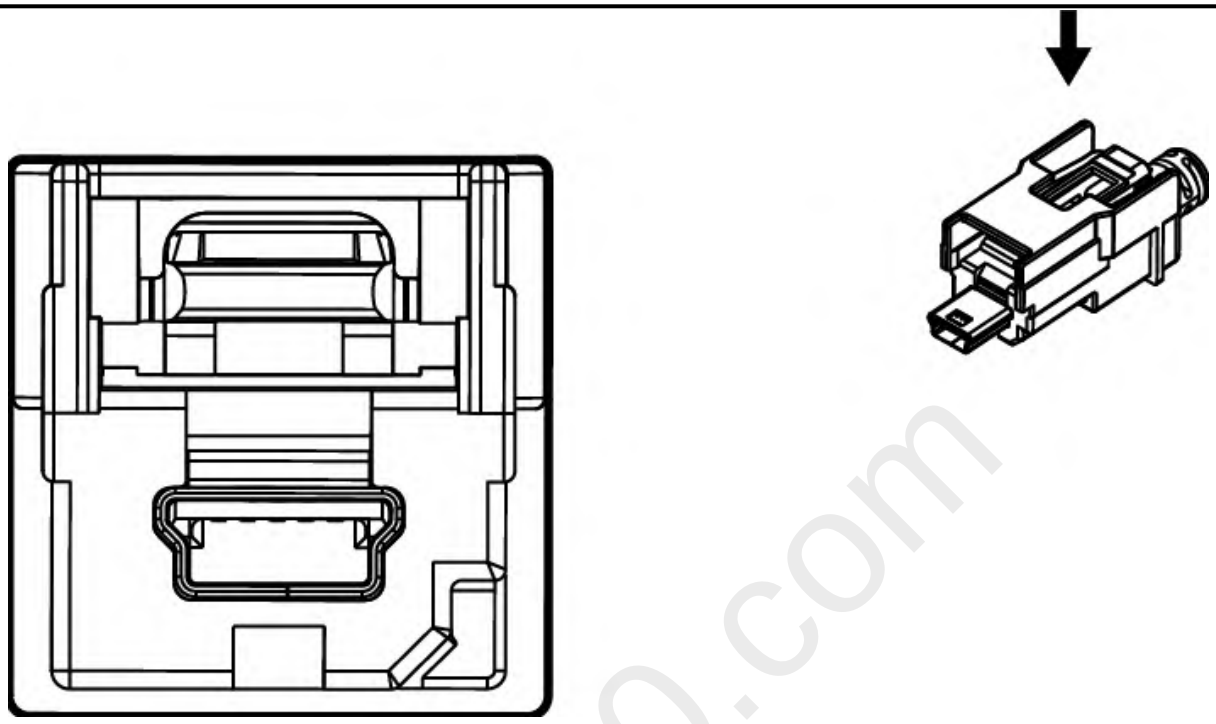

Connector Part Information

- Harness Type: Instrument Panel
- OEM Connector: 13576672
- Service Connector: Service by Cable Assembly - See Part Catalog
- Description: 5-Way M 2.0 Mini-B USB Type (BK)

Terminal Part Information

Terminal Type ID	Terminated Lead	Diagnostic Test Probe	Terminal Removal Tool	Service Terminal	Tray Name	Core Crimp	Insulation Crimp
I	Not Required	No Tool Required	No Tool Required	Not Required	Not Required	Not Required	Not Required

Pin	Size	Color	Circuit	Function	Terminal Type ID	Option
-	-	USB	-	USB Serial Data	I	-

K74 HUMAN MACHINE INTERFACE CONTROL MODULE X4 (IO5/IO6)

mcx30.com

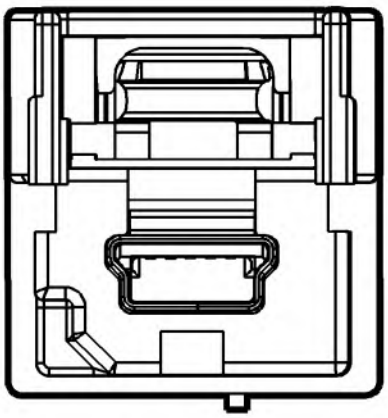

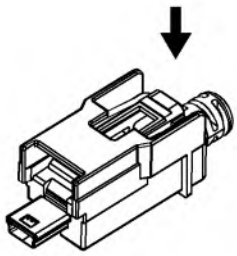

Connector Part Information

- Harness Type: Instrument Panel
- OEM Connector: 13578153
- Service Connector: Service by Cable Assembly - See Part Catalog
- Description: 5-Way M 2.0 Mini-B USB Type (GN)

Terminal Part Information

Terminal Type ID	Terminated Lead	Diagnostic Test Probe	Terminal Removal Tool	Service Terminal	Tray Name	Core Crimp	Insulation Crimp
I	Not Required	No Tool Required	No Tool Required	Not Required	Not Required	Not Required	Not Required

Pin	Size	Color	Circuit	Function	Terminal Type ID	Option
-	-	USB	-	USB Serial Data	I	-

K74 HUMAN MACHINE INTERFACE CONTROL MODULE X5 (IO5/IO6)

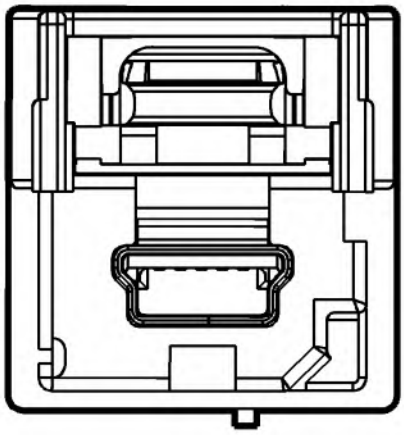

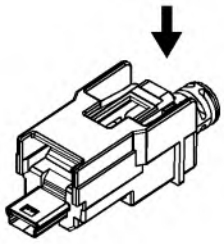

Connector Part Information

- Harness Type: Instrument Panel LVDS
- OEM Connector: 13578154
- Service Connector: Service by Cable Assembly - See Part Catalog
- Description: 5-Way M 2.0 Mini-B USB Type (BU)

Terminal Part Information

Terminal Type ID	Terminated Lead	Diagnostic Test Probe	Terminal Removal Tool	Service Terminal	Tray Name	Core Crimp	Insulation Crimp
I	Not Required	No Tool Required	No Tool Required	Not Required	Not Required	Not Required	Not Required

Pin	Size	Color	Circuit	Function	Terminal Type ID	Option
-	-	LVDS	-	Navigation Display Signal	I	-

K74 HUMAN MACHINE INTERFACE CONTROL MODULE X7 (IO6)

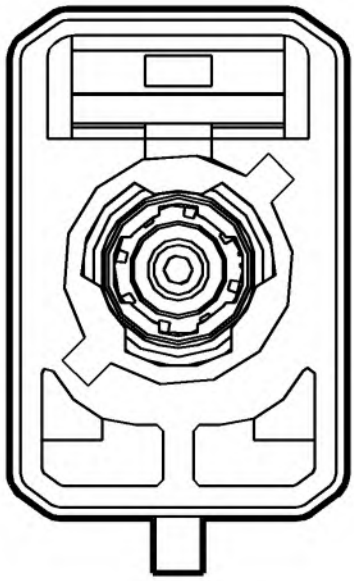

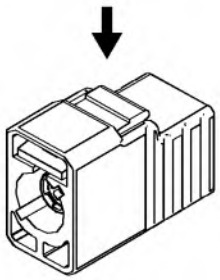

Connector Part Information

- Harness Type: Instrument Panel
- OEM Connector: 13581689
- Service Connector: Service by Cable Assembly - See Part Catalog
- Description: 1-Way F Coax Type (BU)

Terminal Part Information

Terminal Type ID	Terminated Lead	Diagnostic Test Probe	Terminal Removal Tool	Service Terminal	Tray Name	Core Crimp	Insulation Crimp
I	Not Required	No Tool Required	No Tool Required	Not Required	Not Required	Not Required	Not Required

Pin	Size	Color	Circuit	Function	Terminal Type ID	Option
-	-	Coax	-	(GPS only) Coaxial Antenna GPS Signal	I	-

K77 REMOTE CONTROL DOOR LOCK RECEIVER

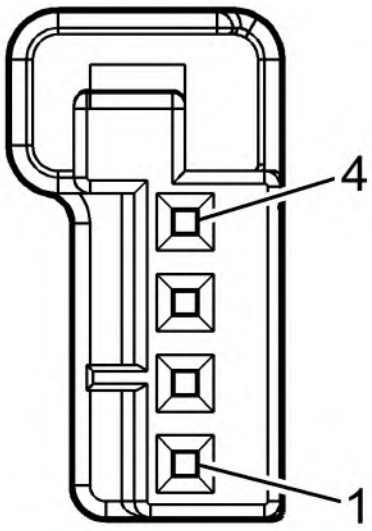

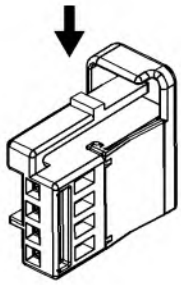

Connector Part Information

- Harness Type: Body
- OEM Connector: 13365028
- Service Connector: 13316147
- Description: 4-Way F 0.64 Micro-Quadlock Series, Sealed (BU)

Terminal Part Information

Terminal Type ID	Terminated Lead	Diagnostic Test Probe	Terminal Removal Tool	Service Terminal	Tray Name	Core Crimp	Insulation Crimp
I	Not Required	J-35616-64B (LT BU)	No Tool Required	Not Required	Not Required	Not Required	Not Required

Pin	Size	Color	Circuit	Function	Terminal Type ID	Option
1	0.35	BK	1950	Ground	I	-
2	0.35	YE/GN	3274	Remote Function Actuator Transmit Signal	I	-
3	0.13	BU/WH	3275	Remote Function Actuator Receive Signal	I	-
4	0.35	GY/WH	3272	Remote Function Actuator Control	I	-

K84 KEYLESS ENTRY CONTROL MODULE X1

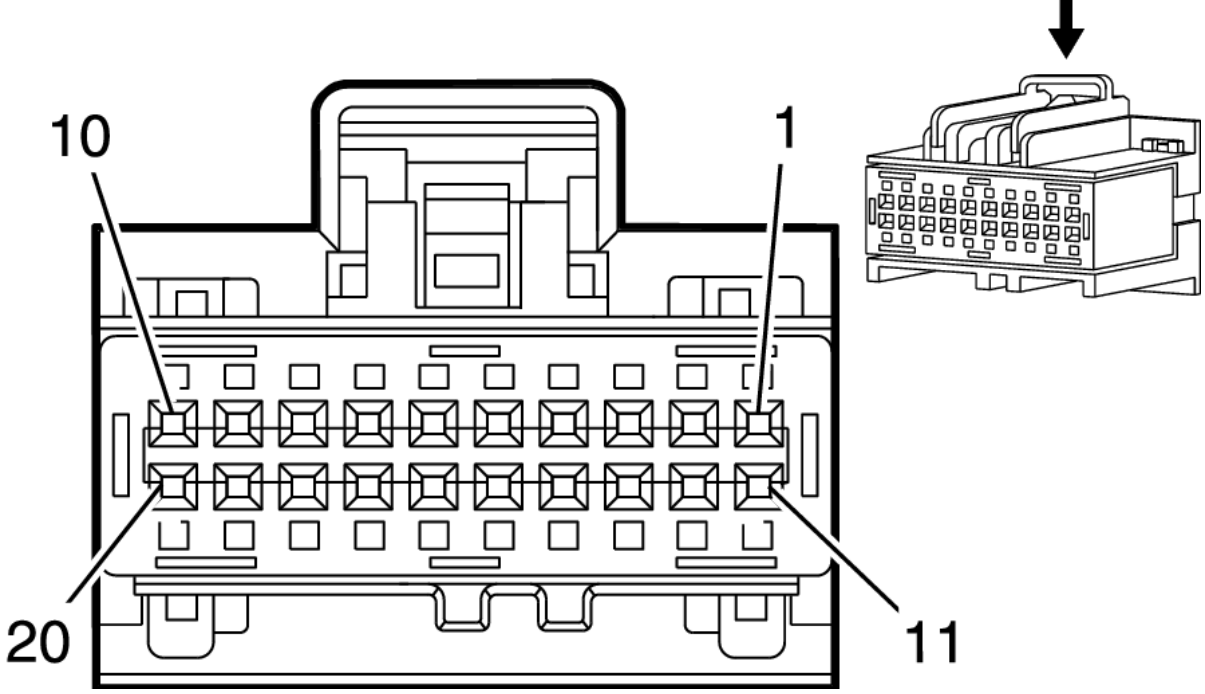

Connector Part Information

- Harness Type: Body
- OEM Connector: 13593933
- Service Connector: 13593933
- Description: 20-Way F USCAR 64 Series (BN)

Terminal Part Information

Terminal Type ID	Terminated Lead	Diagnostic Test Probe	Terminal Removal Tool	Service Terminal	Tray Name	Core Crimp	Insulation Crimp
I	13575742	J-35616-64B (LT BU)	J-38125-215A	Not Available	Not Available	Not Available	Not Available
II	13575742	J-35616-64B (LT BU)	J-38125-215A	SAIT-A03T-M064	Yazaki 14	P	P

Pin	Size	Color	Circuit	Function	Terminal Type ID	Option
1	-	-	-	Not Occupied	-	-
2	0.35	RD/WH	4042	Battery Positive Voltage	II	-
3	0.35	GN	5060	Low Speed GMLAN Serial Data	II	-
4	-	-	-	Not Occupied	-	-
5	0.35	VT/YE	4	Accessory Ignition Voltage	I	-
6	-	-	-	Not Occupied	-	-
7	0.35	GY/GN	4083	RAP Relay 2 Coil Control	I	-
8	-	-	-	Not Occupied	-	-
9	0.35	WH/YE	3574	Driver Door Open Switch Signal	II	-
10	0.35	YE/BU	4086	Pushbutton Start Challenge Active Signal	I	-
11	0.35	GN/BK	3558	Passive Start Switch Signal 2	I	-
12	0.35	BK/GY	3559	Passive Start Switch 2 Low Reference	I	-
13	0.35	VT/BK	3	Run/Crank Ignition 1 Voltage	I	-
14	0.35	BK	1550	Ground	II	-

Pin	Size	Color	Circuit	Function	Terminal Type ID	Option
15	0.35	GY/BK	3555	Passive Start Interior Antenna 2 Signal Lo	II	-
16	0.35	BN/BK	3552	Passive Start Interior Antenna 1 Signal Hi	II	-
17	0.35	WH	3553	Passive Start Interior Antenna 1 Signal Lo	II	-
18	0.35	WH/GN	3556	Passive Start Interior Antenna 3 Signal Hi	II	-
19	0.35	GN	3557	Passive Start Interior Antenna 3 Signal Lo	II	-
20	0.35	BU	3554	Passive Start Interior Antenna 2 Signal Hi	II	-

K84 KEYLESS ENTRY CONTROL MODULE X2

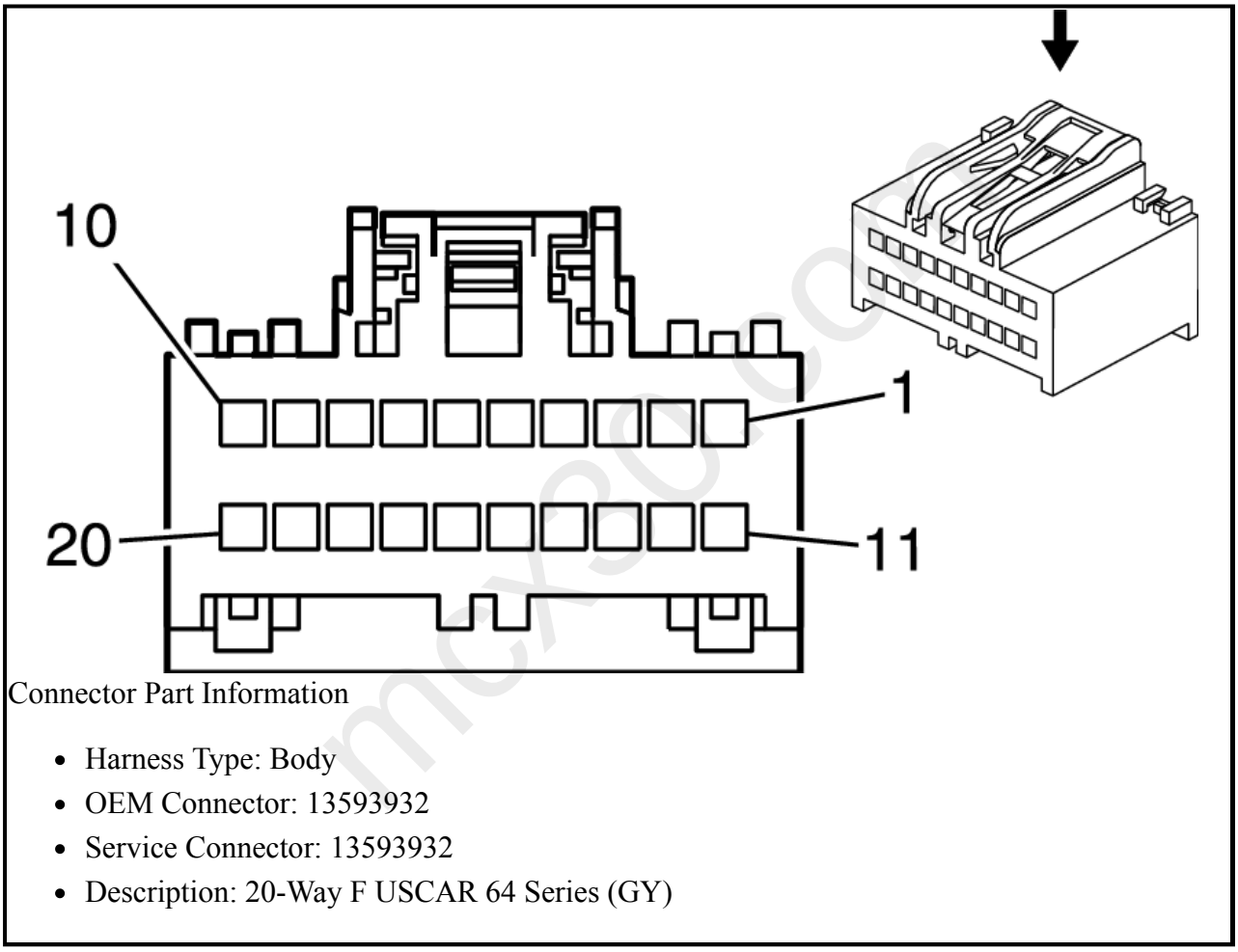

Connector Part Information

- Harness Type: Body
- OEM Connector: 13593932
- Service Connector: 13593932
- Description: 20-Way F USCAR 64 Series (GY)

Terminal Part Information

Terminal Type ID	Terminated Lead	Diagnostic Test Probe	Terminal Removal Tool	Service Terminal	Tray Name	Core Crimp	Insulation Crimp
I	13575742	J-35616-64B (LT BU)	J-38125-215A	Not Available	Not Available	Not Available	Not Available
II	13575742	J-35616-64B (LT BU)	J-38125-215A	SAIT-A03T-M064	Yazaki 14	P	P

Pin	Size	Color	Circuit	Function	Terminal Type ID	Option
1	0.35	YE/GY	6158	Right Rear Door Handle Switch Signal	I	-

Pin	Size	Color	Circuit	Function	Terminal Type ID	Option
2	0.35 0.35	BN/YE BN/YE	6157 6157	Left Rear Door Handle Switch Signal Left Rear Door Handle Switch Signal	I II	X88 Z88
3 - 5	-	-	-	Not Occupied	-	-
6	0.35 0.35	VT VT	3560 3560	Passive Entry Driver Door Antenna Signal Hi Passive Entry Driver Door Antenna Signal Hi	I II	X88 Z88
7	0.35 0.35	VT/GY VT/GY	3561 3561	Passive Entry Driver Door Antenna Signal Lo Passive Entry Driver Door Antenna Signal Lo	I II	X88 Z88
8	-	-	-	Not Occupied	-	-
9	0.35 0.35	GN/BK GN/BK	3563 3563	Passive Entry Passenger Door Antenna Signal Lo Passive Entry Passenger Door Antenna Signal Lo	I II	X88 Z88
10	-	-	-	Not Occupied	-	-
11	0.35 0.35	VT/WH VT/WH	3571 3571	Passenger Door Handle Switch Signal Passenger Door Handle Switch Signal	I II	X88 Z88
12	0.35 0.35	GN/WH GN/WH	3570 3570	Driver Door Handle Switch Signal Driver Door Handle Switch Signal	I II	X88 Z88
13 - 15	-	-	-	Not Occupied	-	-
16	0.35 0.35	BN/BK BN/GN	3552 3568	Passive Start Interior Antenna 1 Signal Hi Passive Entry Rear Closure Antenna Signal Hi	II II	X88 Z88
17	-	-	-	Not Occupied	-	-
18	0.35 0.35	GN/GY GN/GY	3569 3569	Passive Entry Rear Closure Antenna Signal Lo Passive Entry Rear Closure Antenna Signal Lo	I II	X88 Z88
19	-	-	-	Not Occupied	-	-
20	0.35 0.35	GN/YE GN/YE	3562 3562	Passive Entry Passenger Door Antenna Signal Hi Passive Entry Passenger Door Antenna Signal Hi	I II	X88 Z88

K85 PASSENGER PRESENCE MODULE (AL0)

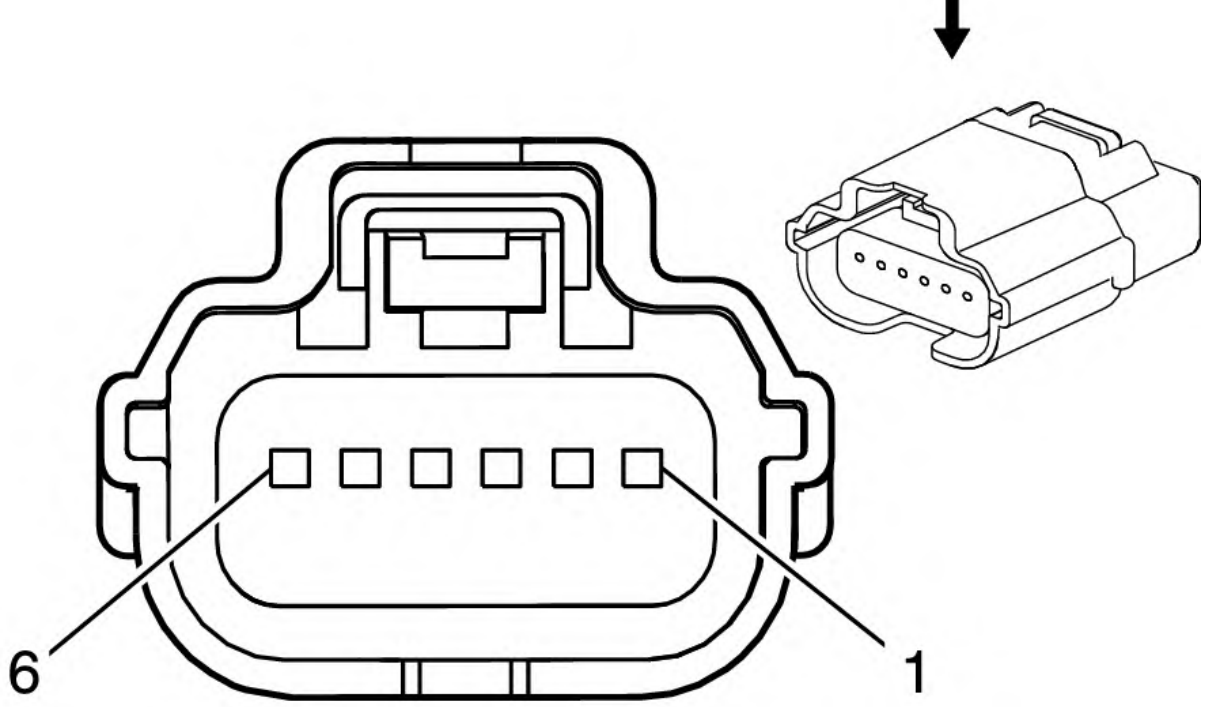

Connector Part Information

- Harness Type: Passenger Seat
- OEM Connector: 31404-6132
- Service Connector: Service by Harness - See Part Catalog
- Description: 6-Way F 0.64 Series, Sealed (BK)

Terminal Part Information

Terminal Type ID	Terminated Lead	Diagnostic Test Probe	Terminal Removal Tool	Service Terminal	Tray Name	Core Crimp	Insulation Crimp
I	Not Required	J-35616-64B (LT BU)	No Tool Required	Not Required	Not Required	Not Required	Not Required

Pin	Size	Color	Circuit	Function	Terminal Type ID	Option
1	0.35	RD/GN	2440	Battery Positive Voltage	I	-
2	0.35	GN	5060	Low Speed GMLAN Serial Data	I	-
3	-	-	-	Not Occupied	-	-
4	0.35	BK	2450	Ground	I	-
5	0.35	GY/OG	3946	Automatic Locking Retractor Switch Low Reference	I	-
6	0.35	OG/BN	3947	Automatic Locking Retractor Switch Signal	I	-

K89 IMMOBILIZER CONTROL MODULE

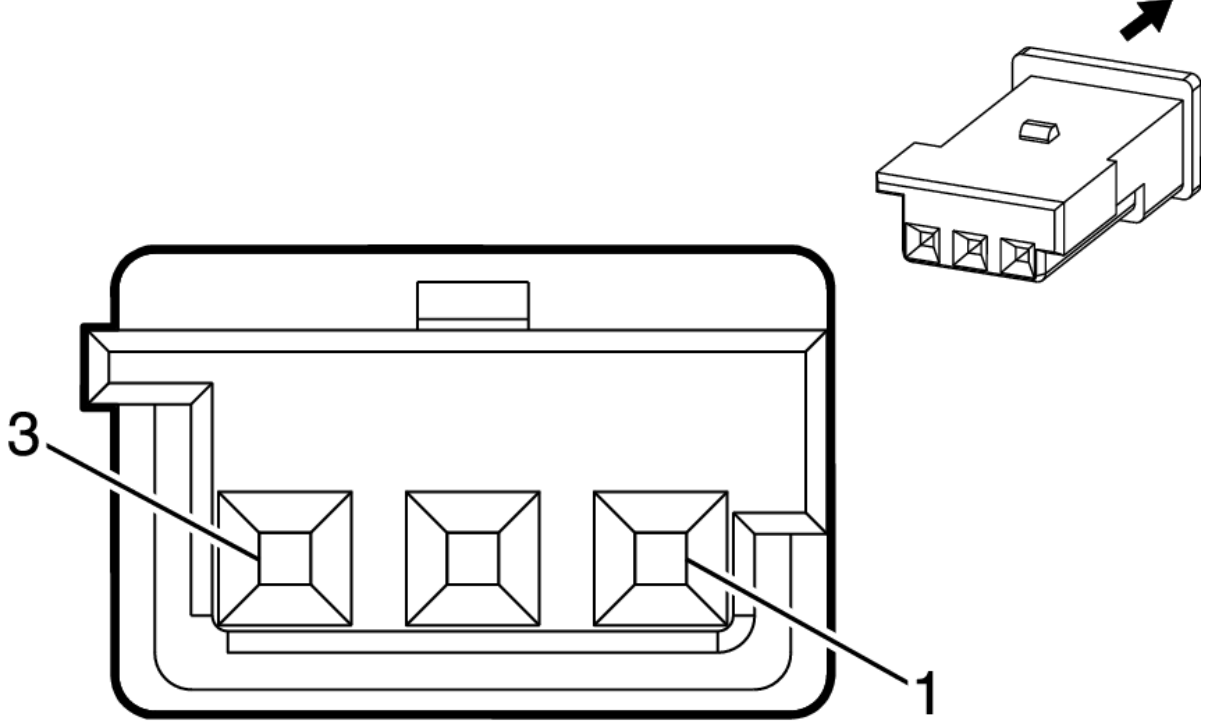

Connector Part Information

- Harness Type: Floor Console
- OEM Connector: 19153569
- Service Connector: Service by Harness - See Part Catalog
- Description: 3-Way F Micro-Quadlock Series (PU)

Terminal Part Information

Terminal Type ID	Terminated Lead	Diagnostic Test Probe	Terminal Removal Tool	Service Terminal	Tray Name	Core Crimp	Insulation Crimp
I	Not Required	J-35616-64B (LT BU)	No Tool Required	Not Required	Not Required	Not Required	Not Required

Pin	Size	Color	Circuit	Function	Terminal Type ID	Option
1	0.35	GN/GY	3277	Vehicle Anti-Theft System Immobilizer Low Reference	I	-
2	0.35	GN/VT	7533	Local Interconnect Network Serial Data Bus 11	I	-
3	0.35	GY/BK	3276	Vehicle Anti-Theft System Immobilizer Control	I	-

K108 ACTIVE NOISE CANCELLATION MODULE X1 (NKC+UZ6-IOR)

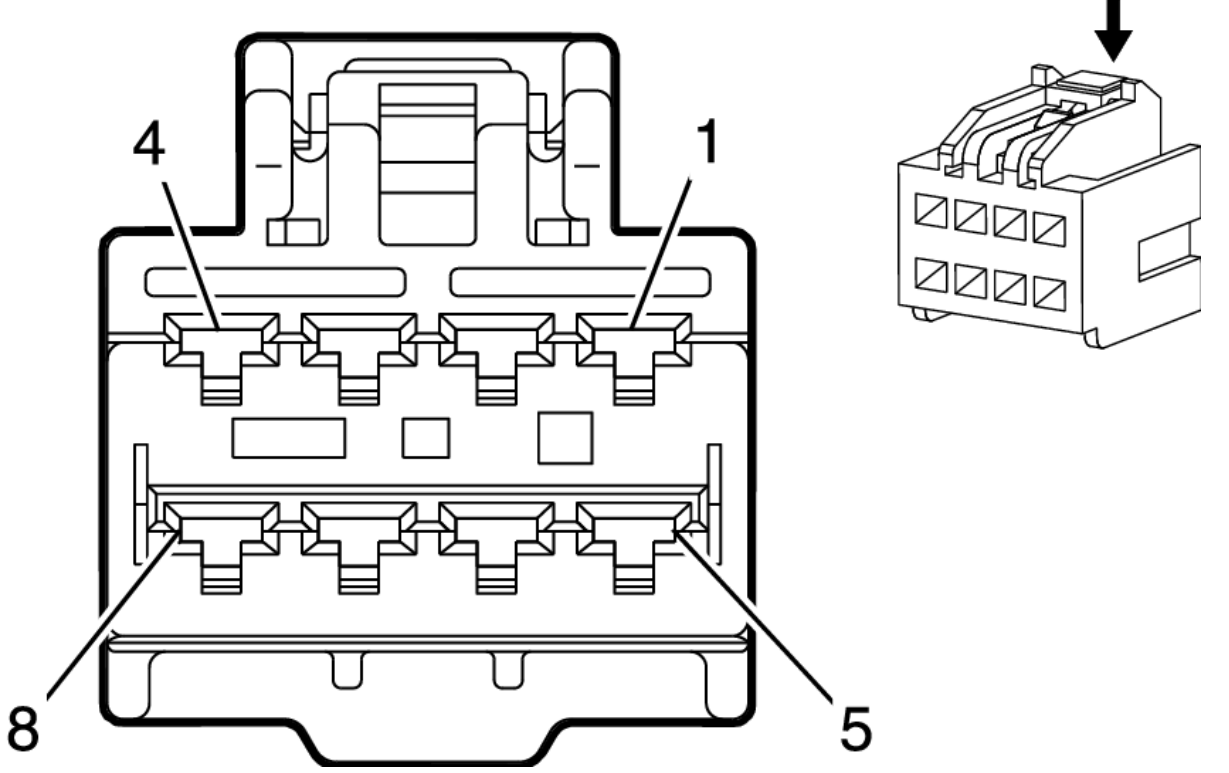

Connector Part Information

- Harness Type: Body
- OEM Connector: 15134093
- Service Connector: 13580111
- Description: 8-Way F 2.8 Series (BK)

Terminal Part Information

Terminal Type ID	Terminated Lead	Diagnostic Test Probe	Terminal Removal Tool	Service Terminal	Tray Name	Core Crimp	Insulation Crimp
I	Not Required	J-35616-2A (GY)	No Tool Required	Not Required	Not Required	Not Required	Not Required
II	Not Required	J-35616-35 (VT)	No Tool Required	Not Required	Not Required	Not Required	Not Required

Pin	Size	Color	Circuit	Function	Terminal Type ID	Option
1 - 2	-	-	-	Not Occupied	-	-
3	0.13 0.35	GN/YE GN/YE	7066 7066	Entertainment Remote Enable Signal Entertainment Remote Enable Signal	II II	NKC+UZ6+IO5/IO6 UZ6+NKC+IOB
4	2 2	RD/VT RD/VT	5340 5340	Battery Positive Voltage Battery Positive Voltage	I II	(UZ6+NKC+IOB)/(UQA+IO5/IO6) UZ6+NKC-IOR
5 - 7	-	-	-	Not Occupied	-	-
8	2.5	BK	1750	Ground	II	-

K108 ACTIVE NOISE CANCELLATION MODULE X2 (NKC+UZ6-IOR)

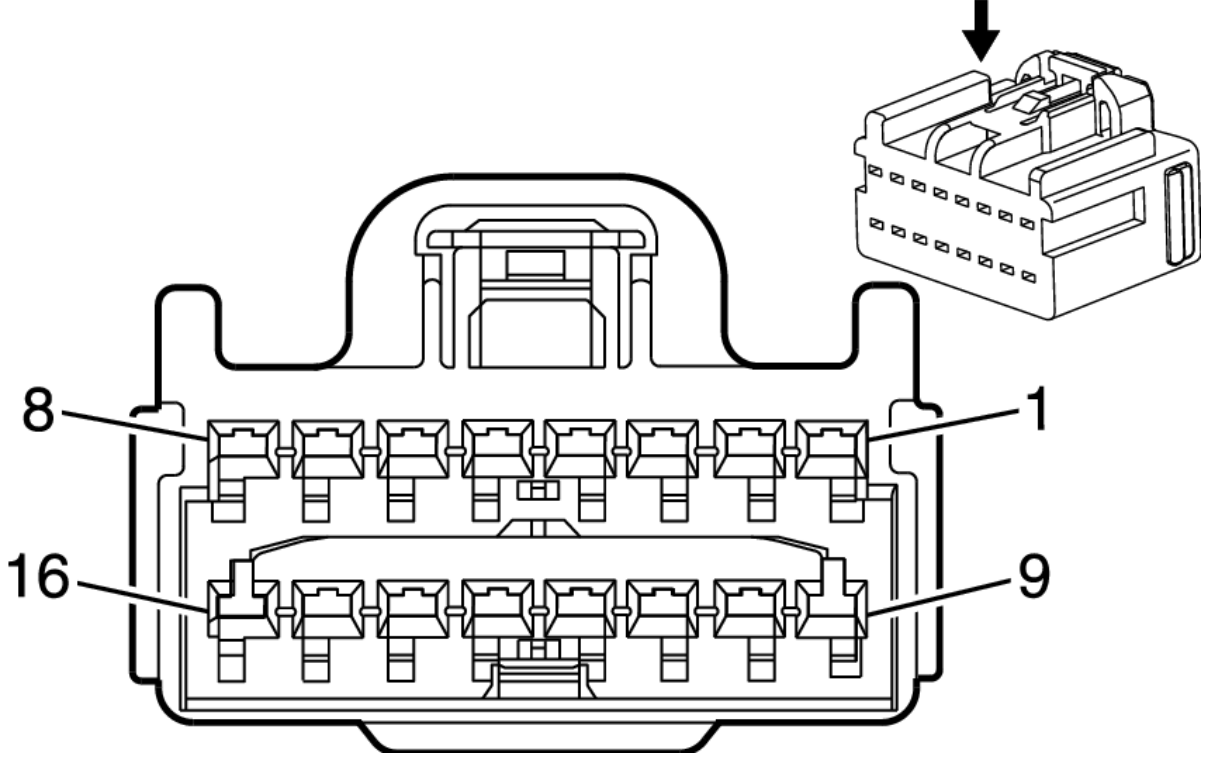

Connector Part Information

- Harness Type: Body
- OEM Connector: 89047090
- Service Connector: 89047090
- Description: 16-Way F 1.5 Kaizen Series (GN)

Terminal Part Information

Terminal Type ID	Terminated Lead	Diagnostic Test Probe	Terminal Removal Tool	Service Terminal	Tray Name	Core Crimp	Insulation Crimp
I	13575850	J-35616-14 (GN)	J-38125-557	Not Available	Not Available	Not Available	Not Available

Pin	Size	Color	Circuit	Function	Terminal Type ID	Option
1	0.75	BU	201	Left Front Speaker Control (+) 1	I	-
2	0.75	YE	200	Right Front Speaker Control (+) 1	I	-
3	0.75	GN	199	Left Rear Speaker Control (+)	I	-
4	0.75	WH	46	Right Rear Speaker Control (+)	I	-
5	0.75	BU	201	Left Front Speaker Control (+) 1	I	NKC+UZ6-IOR
6	0.75	YE	200	Right Front Speaker Control (+) 1	I	NKC+UZ6-IOR
7	0.75	GN	199	Left Rear Speaker Control (+)	I	NKC+UZ6-IOR
8	0.75	WH	46	Right Rear Speaker Control (+)	I	NKC+UZ6-IOR
9	0.75	BN/BU	118	Left Front Speaker Signal (-) 1	I	-
10	0.75	YE/BK	117	Right Front Speaker Signal (-) 1	I	-
11	0.75	GN/BK	116	Left Rear Speaker Signal (-)	I	-

Pin	Size	Color	Circuit	Function	Terminal Type ID	Option
12	0.75	BU/BK	115	Right Rear Speaker Signal (-)	I	-
13	0.75	BN/BU	118	Left Front Speaker Signal (-) 1	I	NKC+UZ6-IOR
14	0.75	YE/BK	117	Right Front Speaker Signal (-) 1	I	NKC+UZ6-IOR
15	0.75	GN/BK	116	Left Rear Speaker Signal (-)	I	NKC+UZ6-IOR
16	0.75	BU/BK	115	Right Rear Speaker Signal (-)	I	NKC+UZ6-IOR

K108 ACTIVE NOISE CANCELLATION MODULE X3 (NKC+UZ6-IOR)

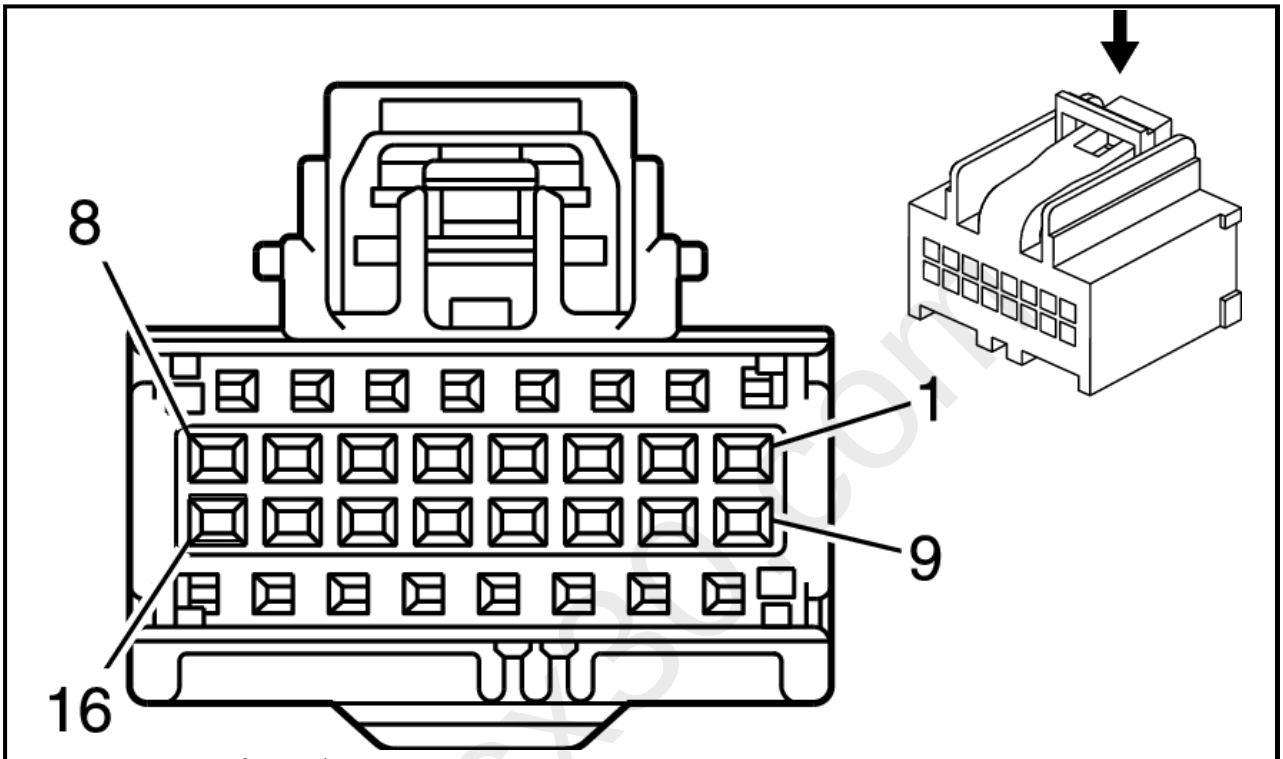

Connector Part Information

- Harness Type: Body
- OEM Connector: 15136073
- Service Connector: 15136073
- Description: 16-Way F 0.64 Kaizen Series (BK)

Terminal Part Information

Terminal Type ID	Terminated Lead	Diagnostic Test Probe	Terminal Removal Tool	Service Terminal	Tray Name	Core Crimp	Insulation Crimp
I	13575742	J-35616-64B (LT BU)	J-38125-215A	Not Available	Not Available	Not Available	Not Available

Pin	Size	Color	Circuit	Function	Terminal Type ID	Option
1	-	-	-	Not Occupied	-	-
2	0.35	VT/BU	6091	Crankshaft Position Sensor Replicated Signal	I	-
3	-	-	-	Not Occupied	-	-
4	0.35	GN/BN	3005	Noise Reduction Microphone 1 Signal	I	-

Pin	Size	Color	Circuit	Function	Terminal Type ID	Option
5	0.35	BU/YE	3006	Noise Reduction Microphone 2 Signal	I	-
6	0.35	GY/BU	3007	Noise Reduction Microphone 3 Signal	I	-
7	0.35	VT/BU	1775	Noise Reduction Microphone #4 Signal	I	-
8 - 11	-	-	-	Not Occupied	-	-
12	0.35	GN/BK	3008	Noise Reduction Microphone 1 Low Reference	I	-
13	0.35	BU/BK	3009	Noise Reduction Microphone 2 Low Reference	I	-
14	0.35	GY/BN	3010	Noise Reduction Microphone 3 Low Reference	I	-
15	0.35	WH/GN	1776	Noise Reduction Microphone #4 Return	I	-
16	-	-	-	Not Occupied	-	-

K109 FRONTVIEW CAMERA MODULE (UEU/UHX)

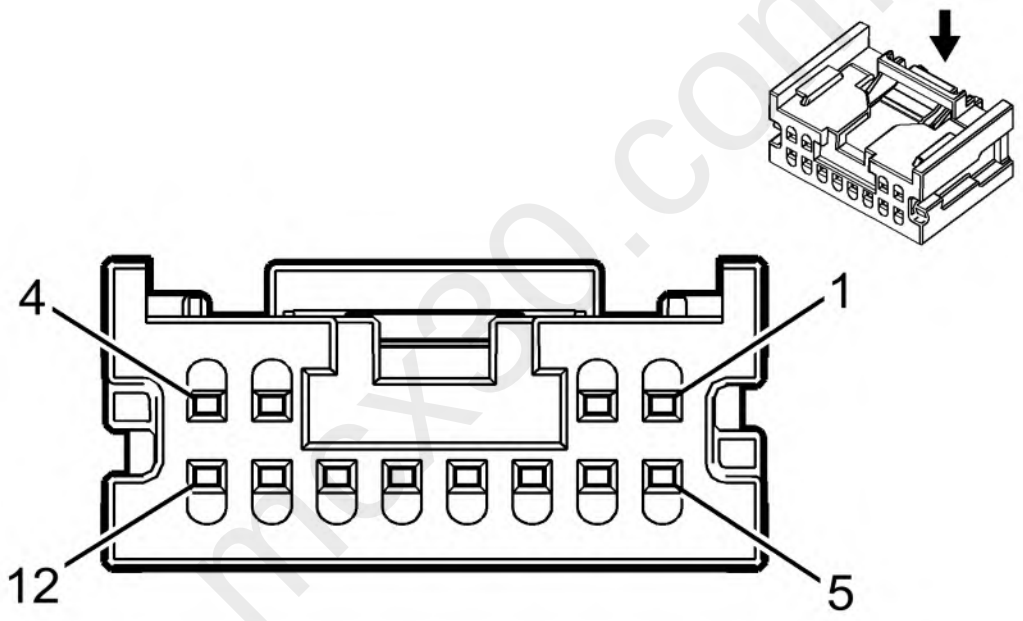

Connector Part Information

- Harness Type: Body
- OEM Connector: 34824-1124
- Service Connector: 13588265
- Description: 12-Way F Mini 50 Series (BK)

Terminal Part Information

Terminal Type ID	Terminated Lead	Diagnostic Test Probe	Terminal Removal Tool	Service Terminal	Tray Name	Core Crimp	Insulation Crimp
I	19333221	EL-35616-58 (BK)	J-38125-553	Not Available	Not Available	Not Available	Not Available

Pin	Size	Color	Circuit	Function	Terminal Type ID	Option
1	0.35	BK	1550	Ground	I	UEU/UHX
2	-	-	-	Not Occupied	-	-
3	0.35	RD/GN	2440	Battery Positive Voltage	I	-
4	0.35	WH	3152	Lane Departure Warning Indicator Control	I	UEU/UHX
5	0.35	BU	2500	High Speed GMLAN Serial Data (+) 1	I	UEU/UHX
6	0.35	WH	2501	High Speed GMLAN Serial Data (-) 1	I	UEU/UHX
7 - 8	-	-	-	Not Occupied	-	-
9	0.35	WH/BU	5986	Serial Data Communication Enable	I	UEU/UHX
10 - 11	-	-	-	Not Occupied	-	-
12	0.35	GN	5060	Low Speed GMLAN Serial Data	I	UEU/UHX

mcx30.com

Back To Article

COMPONENT CONNECTOR END VIEWS

K9 BODY CONTROL MODULE X7

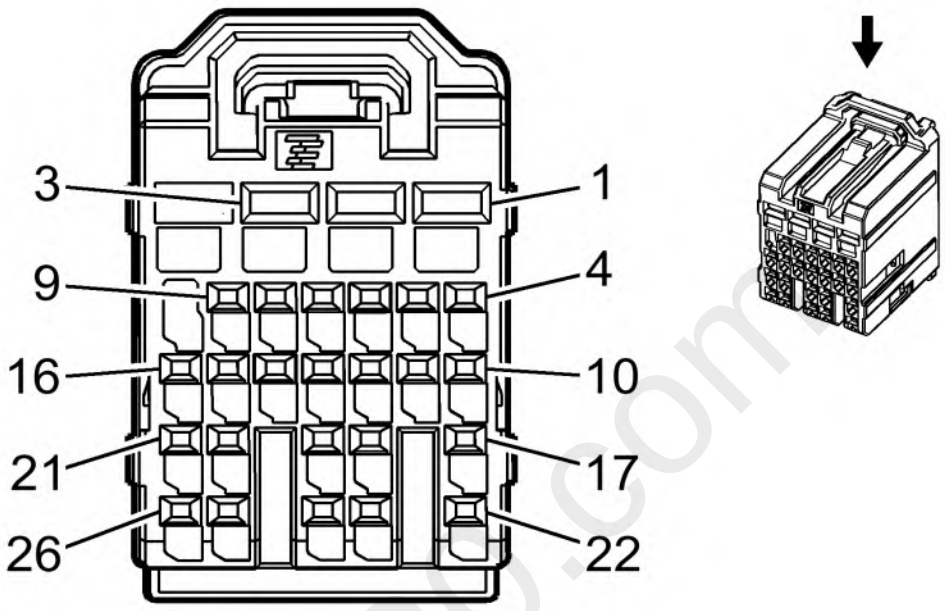

Connector Part Information

- Harness Type: Body
- OEM Connector: 13576036
- Service Connector: 13576036
- Description: 26-Way F 0.64, 2.8 Series (GY)

Terminal Part Information

Terminal Type ID	Terminated Lead	Diagnostic Test Probe	Terminal Removal Tool	Service Terminal	Tray Name	Core Crimp	Insulation Crimp
I	13582297	J-35616-64B (LT BU)	J-38125-22	Not Available	Not Available	Not Available	Not Available
II	19366999	J-35616-35 (VT)	J-38125-553	8100-4443	Sumitomo 22	E	A

Pin	Size	Color	Circuit	Function	Terminal Type ID	Option
1	0.5	GY	157	Interior Lamp Control	II	-
2	0.5	GN/WH	1324	Backup Lamp Control	II	-
3	0.5	WH/BN	6815	Inadvertent Power Control	II	-
4	-	-	-	Not Occupied	-	-

Pin	Size	Color	Circuit	Function	Terminal Type ID	Option
5	0.35	BU/WH	1334	Left Rear Turn Signal Lamp Control	I	-
6	0.13	VT/BK	7553	Park Lock Solenoid Control	I	-
7	0.35	GN/GY	737	Rear Compartment Lid Lamp Control	I	-
8	0.35	BU/VT	1335	Right Rear Turn Signal Lamp Control	I	-
9	0.35	YE	6817	LED Backlight Dimming Control	I	-
10 - 12	-	-	-	Not Occupied	-	-
13	0.13	WH/VT	5905	Key Capture/Column Lock Shift Position Signal	I	-
14 - 15	-	-	-	Not Occupied	-	-
16	0.13	VT/BU	3263	Logistic Mode Relay Open Control	I	-KL9
17	0.5	WH/BU	3691	Trailer Brake Apply Signal	I	V92
18	-	-	-	Not Occupied	-	-
19	0.13	GY	156	Courtesy Lamp Switch Signal	I	-
20	-	-	-	Not Occupied	-	-
21	0.35	YE/VT	244	Passenger Door Lock Switch Lock Control	I	-
22	0.35	WH/YE	7557	LED Ambient Lighting Control 1	I	-
23	0.35	GN	5060	Low Speed GMLAN Serial Data	I	-
24	0.35	BN/VT	245	Passenger Door Lock Switch Unlock Control	I	-
25 - 26	-	-	-	Not Occupied	-	-

K17 ELECTRONIC BRAKE CONTROL MODULE

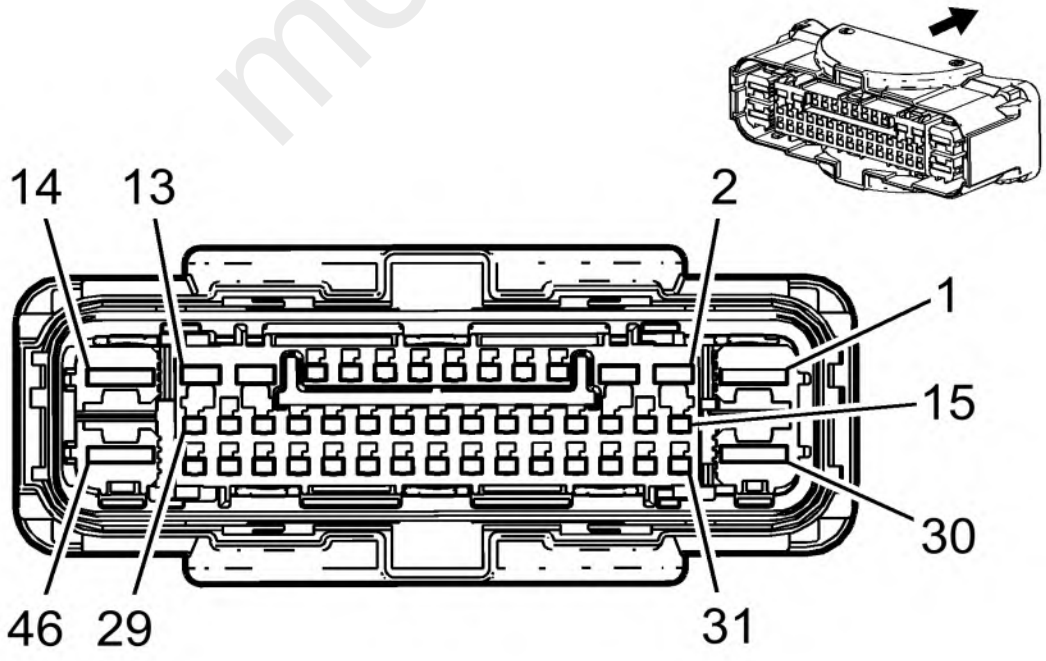

Connector Part Information

- Harness Type: Body
- OEM Connector: 13582922

- Service Connector: 19333357
- Description: 46-Way F 1.2, 2.8, 5.8 Series, Sealed (BK)

Terminal Part Information

Terminal Type ID	Terminated Lead	Diagnostic Test Probe	Terminal Removal Tool	Service Terminal	Tray Name	Core Crimp	Insulation Crimp
I	19300444	J-35616-16 (LT GN)	J-38125-12A	Not Available	Not Available	Not Available	Not Available
II	19330700	J-35616-35 (VT)	J-38125-22	Not Available	Not Available	Not Available	Not Available
III	19369189	J-35616-40 (BU)	J-38125-22	Not Available	Not Available	Not Available	Not Available

Pin	Size	Color	Circuit	Function	Terminal Type ID	Option
1	4	RD/VT	340	Battery Positive Voltage	III	-
2	2.5	GN/VT	1988	Park Brake Motor Apply Right Rear Control	II	-
3	2.5	GY	4368	Park Brake Motor Low Reference Right Rear	II	-
4	0.35	YE	872	Wheel Speed Sensor Signal Right Front	I	-
5	0.35	GY/BN	7065	Wheel Speed Sensor Control Right Front	I	-
6	0.35	BU	884	Wheel Speed Sensor Signal Left Rear	I	-
7	0.35	GY/BK	7127	Wheel Speed Sensor Control Left Rear	I	-
8	0.35	GY	830	Wheel Speed Sensor Signal Left Front	I	-
9	0.35	GY/WH	7064	Wheel Speed Sensor Control Left Front	I	-
10	0.35	VT	882	Wheel Speed Sensor Signal Right Rear	I	-
11	0.35	GY/YE	7128	Wheel Speed Sensor Control Right Rear	I	-
12	2.5	GY/BK	4369	Park Brake Motor Low Reference Left Rear	II	-
13	2.5	WH	2001	Park Brake Motor Apply Left Rear Control	II	-
14	4	BK	1450	Ground	III	-
15 - 16	-	-	-	Not Occupied	-	-
17	0.35	YE	1492	Park Brake Switch Supply Voltage	I	-
18	0.35	GY/RD	7684	Park Brake Apply Switch Voltage Reference	I	-
19	0.35	BU/VT	1134	Park Brake Switch Signal	I	-
20	0.35	GN/GY	333	Brake Fluid Level Sensor Signal	I	-
21 - 22	-	-	-	Not Occupied	-	-
23	0.35	BU/BK	6108	Park Brake Release Switch Signal	I	-
24	0.35	BN	6107	Park Brake Apply Switch Signal	I	-

Pin	Size	Color	Circuit	Function	Terminal Type ID	Option
25	0.35	YE/RD	7683	Park Brake Release Switch Voltage Reference	I	-
26 - 31	-	-	-	Not Occupied	-	-
32	0.35	BU/YE	6105	High Speed GMLAN Serial Data (+) 2	I	-
33	0.35	WH	6106	High Speed GMLAN Serial Data (-) 2	I	-
34	-	-	-	Not Occupied	-	-
35	0.35	WH/BU	5986	Serial Data Communication Enable	I	-
36 - 37	-	-	-	Not Occupied	-	-
38	0.35	YE/RD	6031	Brake Vacuum Sensor 5V Reference	I	-
39	0.35	YE/VT	6030	Brake Vacuum Sensor Signal	I	-
40	0.35	BK/YE	6032	Brake Vacuum Sensor Low Reference	I	-
41	0.35	BU	2500	High Speed GMLAN Serial Data (+) 1	I	-
42	0.35	BU	2500	High Speed GMLAN Serial Data (+) 1	I	-
43	0.35	WH	2501	High Speed GMLAN Serial Data (-) 1	I	-
44	0.35	WH	2501	High Speed GMLAN Serial Data (-) 1	I	-
45 - 46	-	-	-	Not Occupied	-	-

K20 ENGINE CONTROL MODULE X1 (LH7)

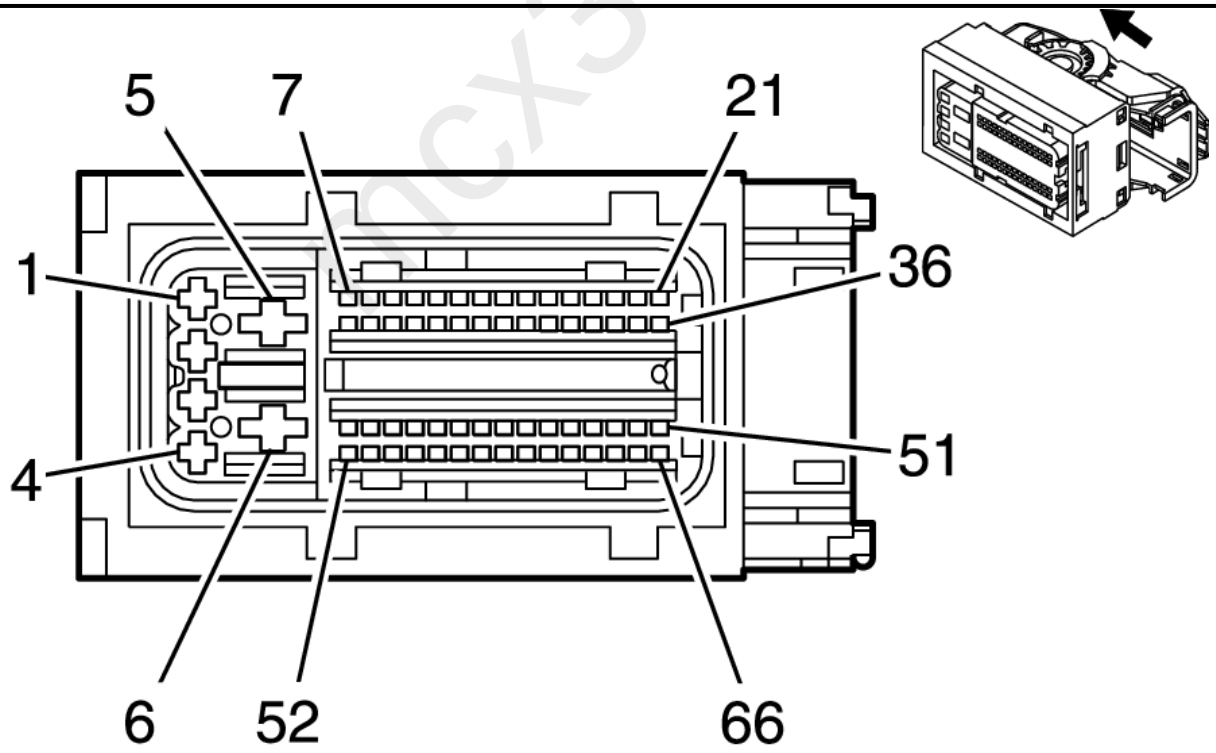

Connector Part Information

- Harness Type: Engine
- OEM Connector: 19181736
- Service Connector: 19332707
- Description: 66-Way F 0.64, 2.8, 6.3 Series, Sealed (BK)

mcx30.com

Terminal Part Information

Terminal Type ID	Terminated Lead	Diagnostic Test Probe	Terminal Removal Tool	Service Terminal	Tray Name	Core Crimp	Insulation Crimp
I	13579752	J-35616-4A (PU)	J-38125-36	4-964286-1	Lear 16	E	1
II	13579752	J-35616-4A (PU)	J-38125-36	Not Available	Not Available	Not Available	Not Available
III	13584448	J-35616-64B (LT BU)	J-38125-12A	1719532-5	Lear 7	H	H
IV	13584530	J-35616-4A (PU)	J-38125-36	4-964273-1	Yazaki 15	C	5
V	19369848	J-35616-64B (LT BU)	J-38125-12A	1719532-5	Lear 7	H	H

Pin	Size	Color	Circuit	Function	Terminal Type ID	Option
1	2.5	VT/BU	5290	Powertrain Main Relay Fused Supply 1	IV	LH7
2	0.5	VT/BU	5291	Powertrain Main Relay Fused Supply 2	II	LH7
3	1	VT/BU	5292	Powertrain Main Relay Fused Supply 3	I	LH7
4	1	RD/WH	140	Battery Positive Voltage	I	LH7
5	6	BN/BU	104	Glow Plug Control	V	LH7
6	6	BK/WH	451	Signal Ground	V	LH7
7	0.5	VT/YE	5985	Accessory Wakeup Serial Data	IV	LH7
8	0.5	GY	8000	Blunt Cut	III	LH7
9	0.5	GY	8001	Blunt Cut	IV	LH7
10	0.35	YE	5530	Hood Open Switch Signal	III	KL9+LH7
11	0.5	GY	8002	Blunt Cut	IV	LH7
12	0.5	GY	8003	Blunt Cut	IV	LH7
13	0.35	WH/RD	1164	Accelerator Pedal Position 5V Reference 1	IV	LH7
14	0.35	BN/RD	1274	Accelerator Pedal Position 5V Reference 2	III	LH7
15	0.35	GN/WH	1162	Accelerator Pedal Position Signal 2	IV	LH7
16	0.35	BK/VT	1272	Accelerator Pedal Position Low Reference 2	IV	LH7
17	0.35	WH/BK	2366	Cooling Fan Control Relay Speed Signal	IV	LH7
18	0.35	BN/WH	419	Check Engine Indicator Control	III	LH7
19	0.35	GN/BN	507	Wait To Start Indicator Control	III	LH7
20	0.5	GY	8004	Blunt Cut	IV	LH7
21	0.5	YE	2928	Fuel Metering Valve High Control	IV	LH7
22	0.5	VT/GN	439	Run/Crank Ignition 1 Voltage	IV	LH7
23	0.35	WH/BU	6311	Cruise/ETC/TCC Brake Signal	IV	LH7

mf30.com

Pin	Size	Color	Circuit	Function	Terminal Type ID	Option
24	0.5	WH/GY	1786	Transmission Park/Neutral Signal 1	III	-
25	0.5	GN/WH	492	Mass Air Flow Sensor Signal	III	-
26	0.5	GY	8005	Blunt Cut	IV	LH7
27	0.35	BK/BU	1271	Accelerator Pedal Position Low Reference 1	IV	LH7
28	0.35	YE/WH	1161	Accelerator Pedal Position Signal 1	IV	LH7
29	0.5	GY	8006	Blunt Cut	IV	LH7
30	0.5	GY	8007	Blunt Cut	III	LH7
31	0.5	GY	8008	Blunt Cut	IV	LH7
32	0.5	GY	8009	Blunt Cut	IV	LH7
33	0.35	WH/GY	459	A/C Compressor Clutch Relay Control	IV	LH7
34	0.5	GY	8010	Blunt Cut	IV	LH7
35	0.5	GY	2022	Coolant Pump Control	IV	LH7
36	0.5	BN/BK	2929	Fuel Metering Valve Low Control	III	-
37	0.5 0.5	WH GY	7494 7494	High Speed GMLAN Serial Data (-) 3 High Speed GMLAN Serial Data (-) 3	IV III	EPH+LH7 -KL9
38	0.5	GY	8011	Blunt Cut	III	LH7
39	0.5	WH	4499	High Speed GMLAN Serial Data (-) 7	IV	LH7+NDE
40	0.5	WH	2501	High Speed GMLAN Serial Data (-) 1	III	-
41	0.5	GY	8012	Blunt Cut	IV	LH7
42	0.5	GY	8013	Blunt Cut	IV	LH7
43	0.35	BK/YE	5382	Brake Position Sensor Low Reference	III	LH7
44	0.35	WH/RD	5381	Brake Position Sensor 5V Reference	IV	LH7
45	0.5	WH/BU	6289	Induction Air Temperature Sensor Signal	IV	LH7
46	0.35	BN/RD	2700	A/C Pressure Sensor 5V Reference	III	LH7
47	0.35	GN	380	A/C Refrigerant Pressure Sensor Signal	IV	LH7
48	0.35	BK/GN	580	Engine Control Sensors Low Reference (2)	IV	LH7
49	0.35	GY/BK	3865	Heater Loop Auxiliary Pump Relay Control	III	LH7
50	0.35	GN/GY	465	Fuel Pump Primary Relay Control	IV	LH7
51	0.35	YE	5991	Powertrain Relay Coil Control	III	LH7
52	0.5 0.5 0.5	BU/BK GY BU/BK	7493 7493 7493	High Speed GMLAN Serial Data (+) 3 High Speed GMLAN Serial Data (+) 3 High Speed GMLAN Serial Data (+) 3	IV III III	EPH+LH7 -KL9 KL9+LVL/LH7/LWW-EPH
53	0.5	GY	8014	Blunt Cut	III	LH7

Pin	Size	Color	Circuit	Function	Terminal Type ID	Option
54	0.5	BU/BN	4498	High Speed GMLAN Serial Data (+) 7	III	LH7+NDE
55	0.5	BU	2500	High Speed GMLAN Serial Data (+) 1	III	-
56	0.5	GY	8015	Blunt Cut	IV	LH7
57	0.5	GY	8016	Blunt Cut	IV	LH7
58	0.35	GN/VT	4621	Local Interconnect Network Serial Data Bus 21	IV	KL9/VTI/EPH+LH7
59	0.35	WH/GN	5380	Brake Position Sensor Signal	IV	LH7
60	0.5	BK/VT	2760	Intake Air Temperature Sensor Low Reference	III	-
61	0.5	GY	8017	Blunt Cut	IV	LH7
62	0.5	GY	8018	Blunt Cut	IV	LH7
63	0.5	GY	8019	Blunt Cut	IV	LH7
64	0.5	WH/GY	4578	Surge Accumulator Solenoid Low Side Control	IV	KL9+LH7
65	0.5	GY	8020	Blunt Cut	III	LH7
66	0.35	YE/BK	625	Starter Enable Relay Control	IV	KL9+LH7

K20 ENGINE CONTROL MODULE X2 (LH7)

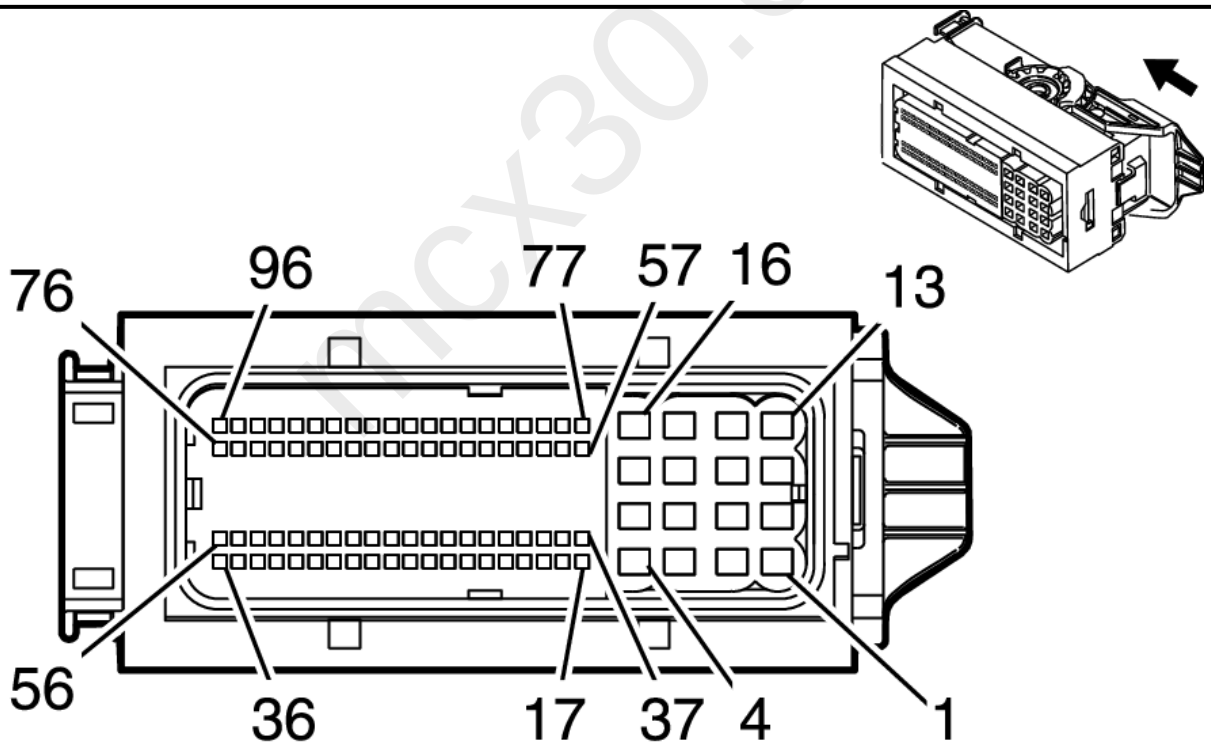

Connector Part Information

- Harness Type: Engine
- OEM Connector: 12672831
- Service Connector: 19354404
- Description: 96-Way F 0.64 MTS-B, 2.8 ATS Series, Sealed (BK)

Terminal Part Information

mcx30.com

Terminal Type ID	Terminated Lead	Diagnostic Test Probe	Terminal Removal Tool	Service Terminal	Tray Name	Core Crimp	Insulation Crimp
I	13579752	J-35616-4A (PU)	J-38125-36	Not Available	Not Available	Not Available	Not Available
II	13584448	J-35616-64B (LT BU)	J-38125-12A	1719532-5	Lear 7	H	H
III	13584530	J-35616-4A (PU)	J-38125-36	4-964273-1	Yazaki 15	C	5
IV	13584530	J-35616-4A (PU)	J-38125-36	4-964273-1	Yazaki 15	E	1

Pin	Size	Color	Circuit	Function	Terminal Type ID	Option
1	1.5	BU/GY	4902	Direct Fuel Injector (DFI) High Voltage Supply Cylinder 2	IV	LH7
2	1.5	GN/GY	4903	Direct Fuel Injector (DFI) High Voltage Supply Cylinder 3	IV	LH7
3	1.5	BU/WH	4904	Direct Fuel Injector (DFI) High Voltage Supply Cylinder 4	IV	LH7
4	1.5	BN/WH	4901	Direct Fuel Injector (DFI) High Voltage Supply Cylinder 1	IV	LH7
5	1.5	BU	4802	Direct Fuel Injector (DFI) High Voltage Control Cylinder 2	IV	LH7
6	1.5	GN	4803	Direct Fuel Injector (DFI) High Voltage Control Cylinder 3	IV	LH7
7	1.5	GY/BU	4804	Direct Fuel Injector (DFI) High Voltage Control Cylinder 4	IV	LH7
8	1.5	BN	4801	Direct Fuel Injector (DFI) High Voltage Control Cylinder 1	IV	LH7
9 - 11	-	-	-	Not Occupied	-	-
12	0.5	GN	3919	Piston Cooling Oil Pressure Signal	I	LH7
13	2.5	GY/BN	1582	Glow Plug Control 2	III	LH7
14	2.5	GY/YE	1584	Glow Plug Control 4	III	LH7
15	2.5	GY/GN	1583	Glow Plug Control 3	III	LH7
16	2.5	GY/BU	1581	Glow Plug Control 1	III	LH7
17	0.5	BK/VT	2755	Oil Pressure Sensor Low Reference	II	LH7
18	0.5	YE/BN	331	Oil Pressure Sensor Signal	II	-
19	0.5	WH/RD	2705	Oil Pressure Sensor 5V Reference	II	LH7
20	0.5	GY	9000	Blunt Cut	II	LH7
21	0.5	GY	9001	Blunt Cut	II	LH7
22	0.5	GY	9002	Blunt Cut	II	LH7
23	0.5	GY/RD	5928	Variable Nozzle Turbo Position Sensor 5V Reference	II	LH7

Pin	Size	Color	Circuit	Function	Terminal Type ID	Option
24	0.5	VT/YE	5947	Variable Nozzle Turbo Position Sensor Signal	II	-
25	0.5	BK/BN	5929	Variable Nozzle Turbo Position Sensor Low Reference	II	LH7
26	0.5	BN	7348	Induction Air Temperature Sensor 2 Signal	II	-
27	0.5	GY	9003	Blunt Cut	II	LH7
28	0.5	GN/VT	2032	Coolant Temperature Sensor Signal	II	LH7
29	0.5	GY	9004	Blunt Cut	II	LH7
30	0.5	BU	410	Engine Coolant Temperature Sensor Signal	II	LH7
31	0.5	BN	3681	Charge Air Cooler Outlet Temperature Sensor Signal	II	-
32	0.5	GN	3683	Charge Air Cooler Inlet Temperature Sensor Signal	II	-
33	0.5	GY	37	Engine Metal Temperature Sensor Signal	II	LH7
34	0.5	BN	25	Charge Indicator Control	II	-
35	0.5	WH/BK	5931	Variable Nozzle Turbo Solenoid Low Signal	II	LH7
36	0.5	GY/BU	5930	Variable Nozzle Turbo Solenoid High Signal	II	LH7
37	0.5	GY	9005	Blunt Cut	II	LH7
38	0.5	BN/YE	2161	Fuel Rail Pressure Sensor 2 Signal	II	-
39	0.5	GY	9006	Blunt Cut	II	LH7
40	0.5	GY/BU	5300	Camshaft Position Intake Sensor Control 1	II	LH7
41	0.5	YE/VT	5275	Camshaft Position Intake Sensor 1	II	LH7
42	0.5	BK/GN	5301	Camshaft Position Intake Sensor Low Reference 1	II	LH7
43	0.5	BN/RD	2701	Throttle Position Sensor 5V Reference	II	-
44	0.5	BU/WH	3630	Throttle Position Sensor (SENT1) Signal	II	LH7
45	0.5	BK/BN	2752	Throttle Position Sensor Low Reference	II	-
46	0.5	GY	9007	Blunt Cut	II	LH7
47	0.5	GY	9008	Blunt Cut	II	LH7
48	0.5	BK/BU	6813	Coolant Temperature Sensor 2 Low Reference	II	-
49	0.5	GY	9009	Blunt Cut	II	LH7
50	0.5	BK/BN	2761	Coolant Temperature Sensor Low Reference	II	-
51	0.5	YE/BU	3680	Charge Air Cooler Outlet Temperature Sensor Low Reference	II	LH7
52	0.5	YE/BK	3682	Charge Air Cooler Inlet Temperature Sensor Low Reference	II	LH7
53	0.5	GY	3721	Engine Metal Temperature Low Reference	II	LH7

mc850.com

Pin	Size	Color	Circuit	Function	Terminal Type ID	Option
54	0.5	GN/GY	7316	Variable Swirl Valve PWM Control Signal	II	LH7
55	0.5	GY	9010	Blunt Cut	II	LH7
56	0.5	GY	9011	Blunt Cut	II	LH7
57	0.5	BK/BN	2753	Exhaust Gas Recirculation Sensor Low Reference	II	-
58	0.5	BN/WH	5763	Exhaust Gas Recirculation Valve Sensor Signal	II	-
59	0.5	BU/RD	5047	Exhaust Gas Recirculation 5V Reference 1	II	LH7
60	0.5	GY	9012	Blunt Cut	II	LH7
61	0.5	GY	9013	Blunt Cut	II	LH7
62	0.5	GY	9014	Blunt Cut	II	LH7
63	0.5	GY	9015	Blunt Cut	II	LH7
64	0.5	GY	9016	Blunt Cut	II	LH7
65	0.5	GY	9017	Blunt Cut	II	LH7
66	0.5	GY/VT	7368	Variable Swirl and Actuator Position Signal	II	LH7
67	0.5	GY	23	Generator Field Duty Cycle Signal	II	-
68	0.5	GY	9018	Blunt Cut	II	LH7
69	0.5	BK/GN	2919	Fuel Rail Pressure Sensor Low Reference	II	LH7
70	0.5	VT/BK	5746	Exhaust Gas Recirculation Valve Motor Low Signal	II	-
71	0.5	WH/VT	5764	Exhaust Gas Recirculation Valve Motor High Signal	II	LH7
72	0.5	GY	9019	Blunt Cut	II	LH7
73	0.5	GY	9020	Blunt Cut	II	LH7
74	0.5	BU/WH	3608	High Speed Mass Air Flow Sensor Control	II	-
75	0.5	BU	179	Oil Pump Command Signal	II	LH7
76	0.5	BK/YE	2834	Fuel Rail Pressure Solenoid Low Reference	II	LH7
77	0.5	GY	9021	Blunt Cut	II	LH7
78	0.5	GY	9022	Blunt Cut	II	LH7
79	0.5	GY	9023	Blunt Cut	II	LH7
80	0.5	BK/GN	469	Manifold Absolute Pressure Sensor Low Reference	II	LH7
81	0.5	GN/WH	432	Manifold Absolute Pressure Sensor Signal	II	LH7
82	0.5	GY/RD	2704	Manifold Absolute Pressure Sensor 5V Reference	II	-
83	0.5	VT/BU	6270	Crankshaft 60X Sensor 5V Reference	II	LH7
84	0.5	GN	6271	Crankshaft 60X Sensor Signal	II	LH7
85	0.5	BK/VT	6272	Crankshaft 60X Sensor Low Reference	II	-
86	0.5	BN/GN	1174	Oil Level Switch Signal	II	-
87	0.5	GY	3045	Variable Swirl Actuator Diagnostic Signal	II	LH7
88	0.5	BU/WH	2918	Fuel Rail Pressure Sensor Signal	II	LH7

Pin	Size	Color	Circuit	Function	Terminal Type ID	Option
89	0.5	BN/RD	2917	Fuel Rail Pressure Sensor 5V Reference	II	-
90	0.5	BN/WH	582	Throttle Actuator Control Close	II	-
91	0.5	YE	581	Throttle Actuator Control Open	II	LH7
92	0.35 0.5	YE/VT GY	4325 4325	Starter Pinion Solenoid Relay Control Starter Pinion Solenoid Relay Control	II II	KL9+LH7 LWW-KL9
93	0.75	GN/VT	3920	Piston Cooling Jet Valve Control	II	LH7
94	0.5	YE/BU	3231	Exhaust Gas Recirculation Cooler Bypass Solenoid Control	II	LH7
95	0.5	GY/BU	3230	Exhaust Gas Recirculation Cooler Bypass Solenoid Control	II	-
96	0.5	BU/WH	2530	Fuel Rail Pressure Solenoid Control	II	LH7

K20 ENGINE CONTROL MODULE X3 (LH7)

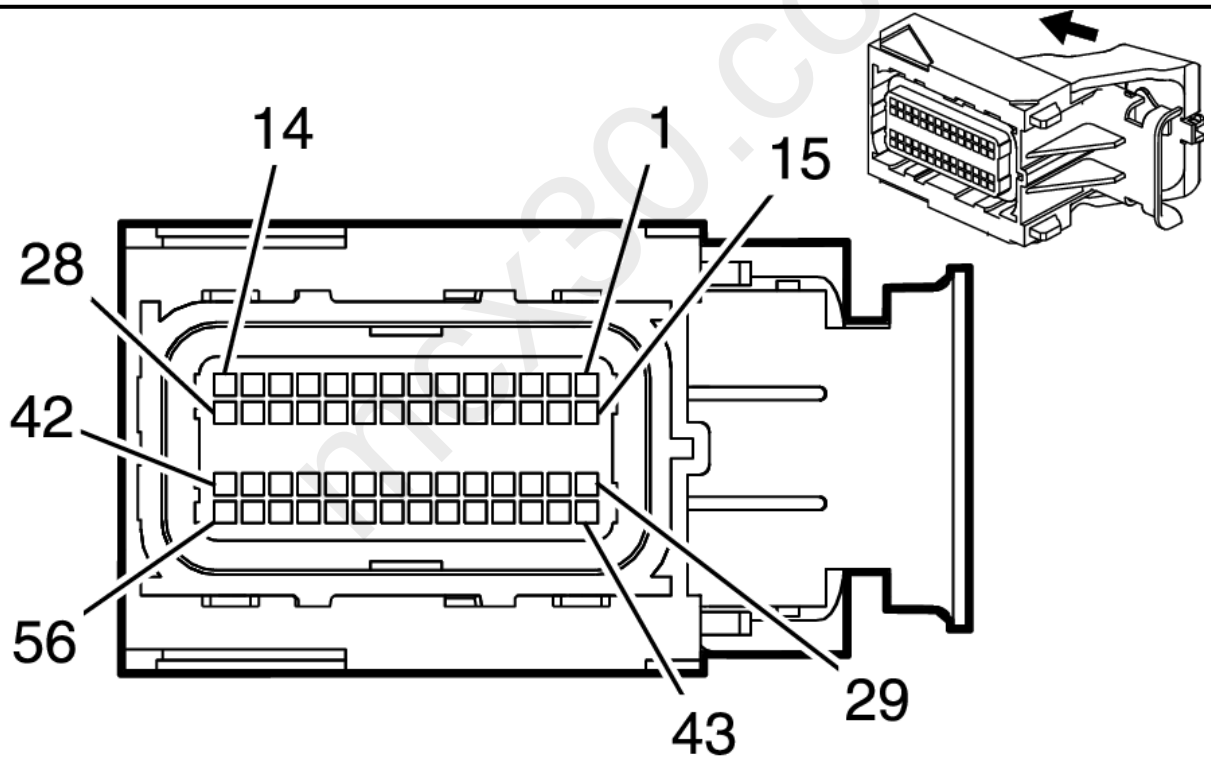

Connector Part Information

- Harness Type: Engine
- OEM Connector: 12582680
- Service Connector: 88988373
- Description: 56-Way F MX123 34576 Series (BU with BU Terminal Position Assurance)

Terminal Part Information

Terminal Type ID	Terminated Lead	Diagnostic Test Probe	Terminal Removal Tool	Service Terminal	Tray Name	Core Crimp	Insulation Crimp

Terminal Type ID	Terminated Lead	Diagnostic Test Probe	Terminal Removal Tool	Service Terminal	Tray Name	Core Crimp	Insulation Crimp
I	13575812	J-35616-64B (LT BU)	J-38125-213	33467-0003	Delphi 23	H	H
II	19330179	J-35616-64B (LT BU)	J-38125-12A	Not Available	Not Available	Not Available	Not Available

Pin	Size	Color	Circuit	Function	Terminal Type ID	Option
1	0.5	BN/WH	3100	DEF Dosing Valve Low Control	II	-
2 - 5	-	-	-	Not Occupied	-	-
6	0.5	YE/WH	3200	Throttle Inlet Absolute Pressure Sensor Signal	II	LH7
7	0.5	WH/RD	3201	Throttle Inlet Absolute Pressure Sensor 5V Reference	II	LH7
8	0.35	BK/GN	580	Engine Control Sensors Low Reference (2)	I	LH7
9	-	-	-	Not Occupied	-	-
10	0.5	BK/BU	6274	Exhaust Gas Recirculation Temperature Sensor Low Reference	II	LH7
11	-	-	-	Not Occupied	-	-
12	0.5	BK/GN	3657	Exhaust Gas Temperature Sensor 3 Low Reference	II	-
13	0.5	BK/BU	6783	Exhaust Gas Temperature Sensor 2 Low Reference	II	LH7
14	0.5	BU/WH	5277	Exhaust Gas Temperature Sensor 1	II	LH7
15	0.5	BN	3099	DEF Dosing Valve High Control	II	-
16 - 18	-	-	-	Not Occupied	-	-
19	0.5	BK/YE	6275	Exhaust Gas Recirculation Temperature Sensor 2 Low Reference	II	LH7
20	0.5	YE/GN	3236	Exhaust Gas Recirculation Temperature Sensor 2 Signal	II	LH7
21	-	-	-	Not Occupied	-	-
22	0.35	BU/GY	636	Outside Ambient Air Temperature Sensor Signal	I	LH7
23	-	-	-	Not Occupied	-	-
24	0.5	WH/BN	3237	Exhaust Gas Recirculation Temperature Sensor Signal	II	LH7
25	-	-	-	Not Occupied	-	-
26	0.5	GY/GN	5378	Exhaust Gas Temperature Sensor 3	II	LH7
27	0.5	BK/BN	6782	Exhaust Gas Temperature Sensor 1 Low Reference	II	LH7
28	0.5	BU/GN	5377	Exhaust Gas Temperature Sensor 2	II	LH7
29	-	-	-	Not Occupied	-	-

Pin	Size	Color	Circuit	Function	Terminal Type ID	Option
30	0.5	YE/BU	1497	Crankcase Ventilation (Blowby) Heater Control Signal	II	LH7
31	-	-	-	Not Occupied	-	-
32	0.5	BN/GY	4008	Humidity Sensor Signal	II	LH7
33	0.35	BK/YE	6032	Brake Vacuum Sensor Low Reference	I	KL9+LH7
34	0.35	YE/VT	6030	Brake Vacuum Sensor Signal	I	KL9+LH7
35	0.35	YE/RD	6031	Brake Vacuum Sensor 5V Reference	I	KL9+LH7
36	0.35	GY	4109	Driver Mode Switch 5V Reference	I	F48/EPH+LH7
37	0.35	WH/VT	4108	Driver Mode Switch Signal	I	F48/EPH+LH7
38 - 42	-	-	-	Not Occupied	-	-
43	0.35	GN/BU	3889	DEF Power Module Relay Control	I	LH7+NDE
44	0.35	VT/BU	6091	Crankshaft Position Sensor Replicated Signal	I	NKC+LH7
45	0.35	BU	3017	Fuel Heater Relay Control 1	I	LH7
46 - 49	-	-	-	Not Occupied	-	-
50	0.5	WH/RD	6054	Exhaust Pressure Sensor 5V Reference 1	II	LH7
51	0.5	BU	6053	Exhaust Pressure Sensor Signal 1	II	LH7
52	0.5	BK/YE	6055	Exhaust Pressure Sensor Low Reference 1	II	LH7
53 - 56	-	-	-	Not Occupied	-	-

K20 ENGINE CONTROL MODULE X1 (LTG)

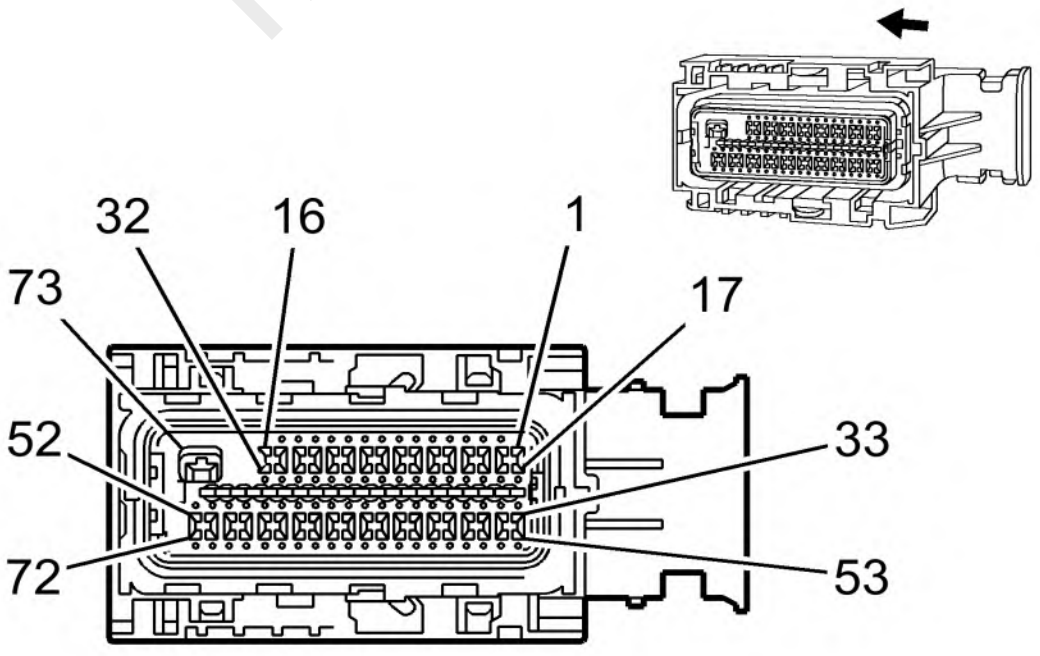

Connector Part Information

- Harness Type: Engine
- OEM Connector: 12615654
- Service Connector: 13574782
- Description: 73-Way F 0.64, 2.8 Series, Sealed (BK with BU Terminal Position Assurance)

Terminal Part Information

Terminal Type ID	Terminated Lead	Diagnostic Test Probe	Terminal Removal Tool	Service Terminal	Tray Name	Core Crimp	Insulation Crimp
I	13579770	J-35616-4A (PU)	J-38125-11A	7116-4152-02	Yazaki 9	2	5
II	19330179	J-35616-64B (LT BU)	J-38125-213	Not Available	Not Available	Not Available	Not Available
III	19331615	J-35616-64B (LT BU)	J-38125-213	Not Available	Not Available	Not Available	Not Available

Pin	Size	Color	Circuit	Function	Terminal Type ID	Option
1 - 4	-	-	-	Not Occupied	-	-
5	0.5	BU/BN	4498	High Speed GMLAN Serial Data (+) 7	III	EPH+LTG/LYX
6	0.5	WH	4499	High Speed GMLAN Serial Data (-) 7	II	EPH+LTG/LYX
7	0.35	WH	7494	High Speed GMLAN Serial Data (-) 3	II	-
8	0.35	BU/BK	7493	High Speed GMLAN Serial Data (+) 3	II	-
9	0.5	BU	2500	High Speed GMLAN Serial Data (+) 1	II	LTG+M3H/M3D
10	0.5	WH	2501	High Speed GMLAN Serial Data (-) 1	II	LTG+M3H/M3D
11	0.35	BN/RD	1274	Accelerator Pedal Position 5V Reference 2	II	LTG
12	0.35	WH/RD	1164	Accelerator Pedal Position 5V Reference 1	II	LTG
13	0.5	VT/YE	5985	Accessory Wakeup Serial Data	II	LTG
14	0.5	VT/GN	439	Run/Crank Ignition 1 Voltage	II	LTG
15	0.5	RD/WH	140	Battery Positive Voltage	II	LTG
16	0.5	VT/BU	5292	Powertrain Main Relay Fused Supply 3	II	LTG
17	0.35	YE	5530	Hood Open Switch Signal	II	KL9+LTG
18	0.5	GY/RD	3053	Turbo Intake Pressure Sensor High Reference Bank 1	II	LTG
19 - 22	-	-	-	Not Occupied	-	-
23	0.5	BK/GY	3927	IMS Mode Switch Low Reference	II	LTG+M3D
24	-	-	-	Not Occupied	-	-
25	0.35	BK/YE	5382	Brake Position Sensor Low Reference	II	LTG
26	-	-	-	Not Occupied	-	-

Pin	Size	Color	Circuit	Function	Terminal Type ID	Option
27	0.35	BK/VT	1272	Accelerator Pedal Position Low Reference 2	II	LTG
28	0.35	BK/BU	1271	Accelerator Pedal Position Low Reference 1	II	LTG
29 - 31	-	-	-	Not Occupied	-	-
32	0.35	YE/VT	6030	Brake Vacuum Sensor Signal	II	KL9+LTG
33	0.35	GN/WH	1162	Accelerator Pedal Position Signal 2	II	LTG
34	0.5	GN/WH	492	Mass Air Flow Sensor Signal	II	LTG
35 - 36	-	-	-	Not Occupied	-	-
37	0.35	BN/RD	2700	A/C Pressure Sensor 5V Reference	II	LTG
38	0.35	GY	4109	Driver Mode Switch 5V Reference	II	LTG+F48/EPH
39	0.5	YE/BU	4171	5V Reference	II	LTG+M3D
40	-	-	-	Not Occupied	-	-
41	0.35	WH/RD	5381	Brake Position Sensor 5V Reference	II	-
42 - 43	-	-	-	Not Occupied	-	-
44	0.35	YE/BK	625	Starter Enable Relay Control	II	KL9+LTG
45	0.35	YE/WH	1161	Accelerator Pedal Position Signal 1	II	LTG
46	-	-	-	Not Occupied	-	-
47	0.35	BU/GY	636	Outside Ambient Air Temperature Sensor Signal	II	LTG
48	0.5	WH/BU	6289	Induction Air Temperature Sensor Signal	II	LTG
49	-	-	-	Not Occupied	-	-
50	0.35	WH/BU	6311	Cruise/ETC/TCC Brake Signal	II	LTG
51	0.5	VT/BU	5291	Powertrain Main Relay Fused Supply 2	II	LTG
52	0.35	WH/BK	2366	Cooling Fan Control Relay Speed Signal	II	LTG
53	-	-	-	Not Occupied	-	-
54	0.35	WH/GY	459	A/C Compressor Clutch Relay Control	II	LTG
55 - 56	-	-	-	Not Occupied	-	-
57	0.35	GN	380	A/C Refrigerant Pressure Sensor Signal	II	LTG
58	0.35	WH/VT	4108	Driver Mode Switch Signal	II	LTG+F48/EPH
59	0.5	WH/BU	5726	Ignition Mode Switch Mode Control Backup	II	LTG+M3D
60	0.5	BN/GY	4008	Humidity Sensor Signal	II	LTG
61	0.35	WH/GN	5380	Brake Position Sensor Signal	II	LTG

m.330.com

Pin	Size	Color	Circuit	Function	Terminal Type ID	Option
62 - 63	-	-	-	Not Occupied	-	-
64	0.35	GY	5660	Fuel Pump Controller Data Out Signal	II	LTG
65	0.35	WH	1310	EVAP Canister Vent Solenoid Control	II	LTG+NTB/NUB
66	0.35	GY	5127	After Boil Heater Relay Control	II	LTG+MAH/MBC/MCX
67	0.35	YE	5991	Powertrain Relay Coil Control	II	LTG
68 - 69	-	-	-	Not Occupied	-	-
70	0.35	YE/VT	4325	Starter Pinion Solenoid Relay Control	II	KL9+LTG
71	0.35	BN/WH	419	Check Engine Indicator Control	II	LTG+NTB/NUB
72	-	-	-	Not Occupied	-	-
73	2	VT/BU	5290	Powertrain Main Relay Fused Supply 1	I	LTG

K20 ENGINE CONTROL MODULE X2 (LTG)

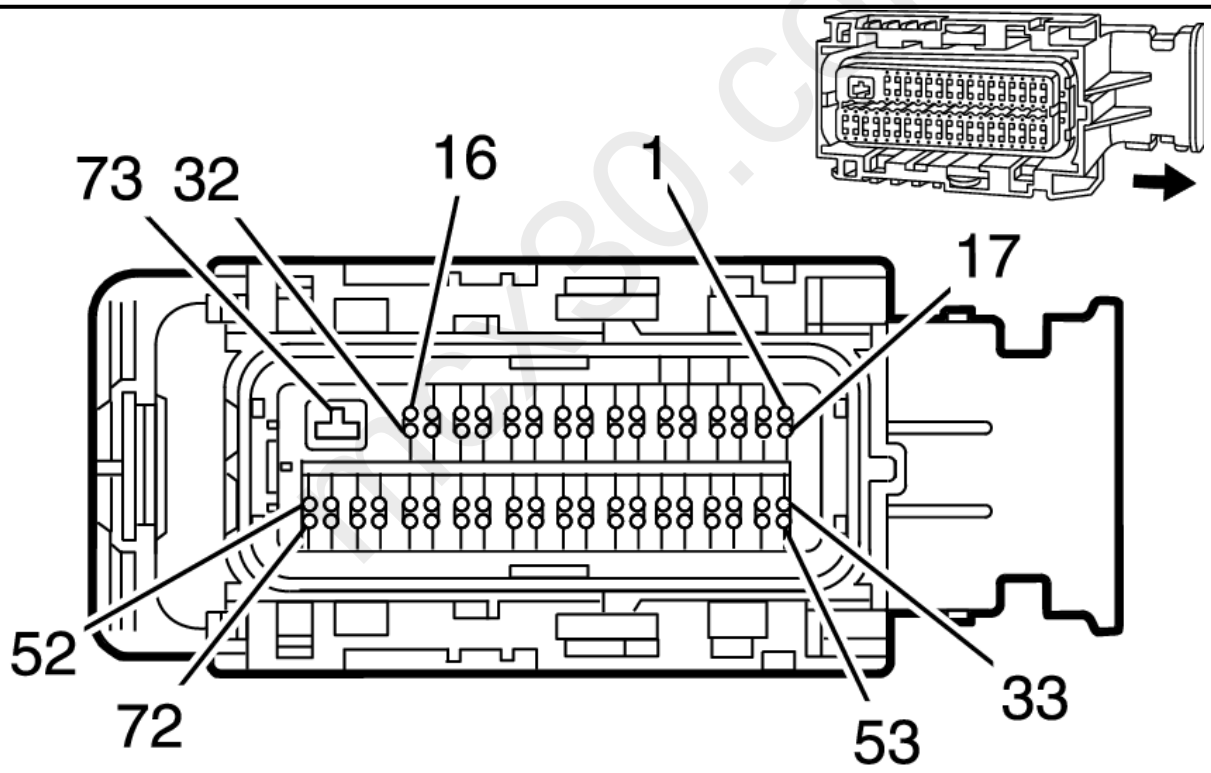

Connector Part Information

- Harness Type: Engine
- OEM Connector: 12582677
- Service Connector: 88988931
- Description: 73-Way F 0.64, 2.8 Series, Sealed (BK)

Terminal Part Information

Terminal Type ID	Terminated Lead	Diagnostic Test Probe	Terminal Removal Tool	Service Terminal	Tray Name	Core Crimp	Insulation Crimp

Terminal Type ID	Terminated Lead	Diagnostic Test Probe	Terminal Removal Tool	Service Terminal	Tray Name	Core Crimp	Insulation Crimp
I	13579770	J-35616-4A (PU)	J-38125-11A	7116-4152-02	Yazaki 9	2	5
II	19330179	J-35616-64B (LT BU)	J-38125-12A	Not Available	Not Available	Not Available	Not Available

Pin	Size	Color	Circuit	Function	Terminal Type ID	Option
1	-	-	-	Not Occupied	-	-
2	0.5	BU	410	Engine Coolant Temperature Sensor Signal	II	LTG
3	-	-	-	Not Occupied	-	-
4	0.35	BN/RD	7445	Fuel Line Pressure Sensor 5V Reference	II	LTG
5	0.5	GY/RD	2704	Manifold Absolute Pressure Sensor 5V Reference	II	LTG
6	0.5	GY/YE	5297	Camshaft Position Exhaust Sensor Control 1	II	LTG
7	0.5	GY/BU	5300	Camshaft Position Intake Sensor Control 1	II	LTG
8 - 11	-	-	-	Not Occupied	-	-
12	0.5	BN/RD	2701	Throttle Position Sensor 5V Reference	II	-
13	0.5	BU/WH	3630	Throttle Position Sensor (SENT1) Signal	II	LTG
14	0.5	WH/RD	2705	Oil Pressure Sensor 5V Reference	II	LTG
15	0.5	VT/BU	6270	Crankshaft 60X Sensor 5V Reference	II	LTG
16 - 19	-	-	-	Not Occupied	-	-
20	0.35	BU/WH	7446	Fuel Line Pressure Sensor Signal	II	LTG
21	0.5	BK/GN	469	Manifold Absolute Pressure Sensor Low Reference	II	LTG
22	0.5	BK/GY	5296	Camshaft Position Exhaust Sensor Low Reference 1	II	LTG
23	0.5	BK/GN	5301	Camshaft Position Intake Sensor Low Reference 1	II	LTG
24 - 27	-	-	-	Not Occupied	-	-
28	0.5	BK/BN	2752	Throttle Position Sensor Low Reference	II	-
29	0.5	YE/BN	331	Oil Pressure Sensor Signal	II	LTG
30	0.5	BK/VT	2755	Oil Pressure Sensor Low Reference	II	LTG
31	0.5	BK/VT	6272	Crankshaft 60X Sensor Low Reference	II	LTG
32	0.5	GN	3060	Turbo Bypass Solenoid Control Bank 1	II	LTG
33	-	-	-	Not Occupied	-	-
34	0.5	WH/YE	3121	Heated Oxygen Sensor Low Signal Bank 1 Sensor 2	II	LTG
35	-	-	-	Not Occupied	-	-
36	0.5	BK/VT	6754	Cam Phaser X Low Reference	II	-

Pin	Size	Color	Circuit	Function	Terminal Type ID	Option
37	0.5	BK/BN	6753	Cam Phaser W Low Reference	II	LTG
38	0.5	VT/BK	5273	Camshaft Position Exhaust Sensor 1	II	LTG
39	0.5	YE/VT	5275	Camshaft Position Intake Sensor 1	II	LTG
40	0.5	GN	6271	Crankshaft 60X Sensor Signal	II	LTG
41	-	-	-	Not Occupied	-	-
42	0.5	VT/BU	6091	Crankshaft Position Sensor Replicated Signal	II	LTG+NKC
43	0.5	BK/YE	548	Engine Control Sensors Low Reference (1)	II	-
44	0.5	BK/BU	2129	Ignition Control Low Reference Bank 1	II	LTG
45	0.5	GN/BU	2123	Ignition Control 3	II	LTG
46	0.5	BU/VT	2121	Ignition Control 1	II	LTG
47	-	-	-	Not Occupied	-	-
48	0.75	BU	4802	Direct Fuel Injector (DFI) High Voltage Control Cylinder 2	II	LTG
49	0.75	GY/BU	4804	Direct Fuel Injector (DFI) High Voltage Control Cylinder 4	II	LTG
50	0.75	GN	4803	Direct Fuel Injector (DFI) High Voltage Control Cylinder 3	II	LTG
51	0.75	BN	4801	Direct Fuel Injector (DFI) High Voltage Control Cylinder 1	II	LTG
52	0.5	YE	581	Throttle Actuator Control Open	II	LTG
53	-	-	-	Not Occupied	-	-
54	0.5	VT/BU	3120	Heated Oxygen Sensor High Signal Bank 1 Sensor 2	II	LTG
55	-	-	-	Not Occupied	-	-
56	0.5	GY/BU	5282	Camshaft Phaser Exhaust Solenoid 1	II	LTG
57	0.5	VT/BN	5284	Camshaft Phaser Intake Solenoid 1	II	-
58 - 59	-	-	-	Not Occupied	-	-
60	0.5	GY/WH	3122	Heated Oxygen Sensor Heater Low Control Bank 1 Sensor 2	II	LTG
61 - 62	-	-	-	Not Occupied	-	-
63	0.5	BN/YE	258	Waste Gate Solenoid Control	II	-
64	0.5	BU	179	Oil Pump Command Signal	II	LTG
65	0.5	BU/WH	2122	Ignition Control 2	II	LTG
66	0.5	YE/BU	2124	Ignition Control 4	II	LTG
67	-	-	-	Not Occupied	-	-
68	0.75	BU/GY	4902	Direct Fuel Injector (DFI) High Voltage Supply Cylinder 2	II	LTG

mcx30.com

Pin	Size	Color	Circuit	Function	Terminal Type ID	Option
69	0.75	BU/WH	4904	Direct Fuel Injector (DFI) High Voltage Supply Cylinder 4	II	LTG
70	0.75	GN/GY	4903	Direct Fuel Injector (DFI) High Voltage Supply Cylinder 3	II	LTG
71	0.75	BN/WH	4901	Direct Fuel Injector (DFI) High Voltage Supply Cylinder 1	II	LTG
72	0.5	BN/WH	582	Throttle Actuator Control Close	II	LTG
73	2	BK/WH	151	Signal Ground	I	LTG

K20 ENGINE CONTROL MODULE X3 (LTG)

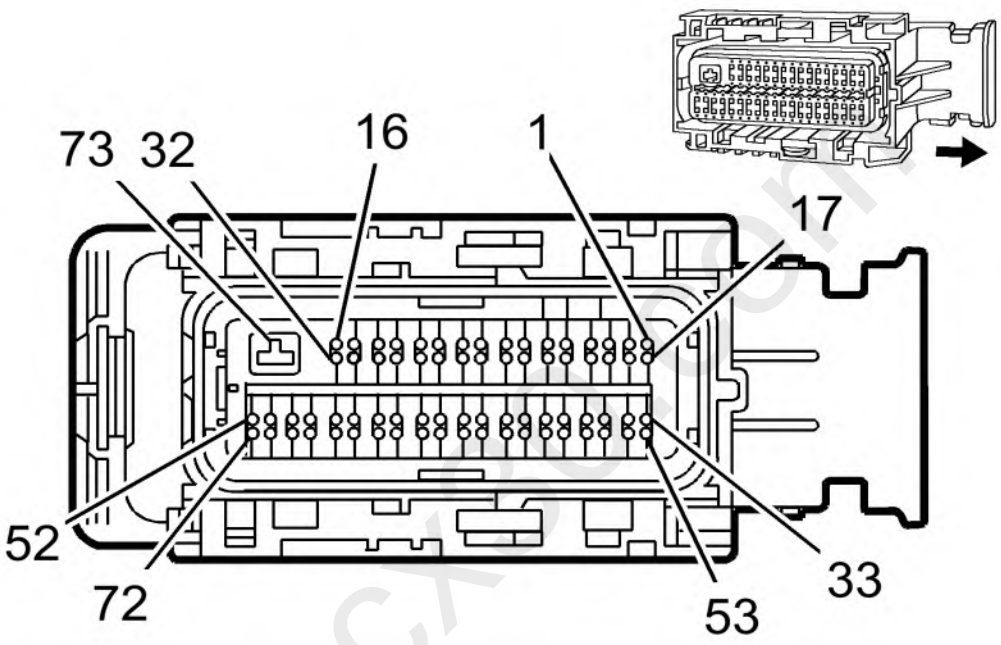

Connector Part Information

- Harness Type: Engine
- OEM Connector: 12582678
- Service Connector: 88988372
- Description: 73-Way F 0.64, 2.8 Series, Sealed (BK with GY Terminal Position Assurance)

Terminal Part Information

Terminal Type ID	Terminated Lead	Diagnostic Test Probe	Terminal Removal Tool	Service Terminal	Tray Name	Core Crimp	Insulation Crimp
I	13579770	J-35616-4A (PU)	J-38125-11A	7116-4152-02	Yazaki 9	2	5
II	19330179	J-35616-64B (LT BU)	J-38125-12A	Not Available	Not Available	Not Available	Not Available

Pin	Size	Color	Circuit	Function	Terminal Type ID	Option

Pin	Size	Color	Circuit	Function	Terminal Type ID	Option
1	0.5	GY/WH	3113	Heated Oxygen Sensor Heater Low Control Bank 1 Sensor 1	II	LTG
2 - 3	-	-	-	Not Occupied	-	-
4	0.5	GN/BU	428	EVAP Canister Purge Solenoid Control	II	LTG
5	-	-	-	Not Occupied	-	-
6	0.5	BN/RD	2917	Fuel Rail Pressure Sensor 5V Reference	II	-
7	-	-	-	Not Occupied	-	-
8	0.35	YE/RD	2709	Fuel Tank Pressure Sensor 5V Reference	I	LTG+NTB/NUB
9 - 13	-	-	-	Not Occupied	-	-
14	0.5	GY/RD	7331	Pre Throttle Air Temp and Press (TMAP) 5V Reference	II	LTG
15	0.35	YE/RD	6031	Brake Vacuum Sensor 5V Reference	I	KL9+LTG
16	0.5	VT/BU	5294	Powertrain Main Relay Fused Supply 5	II	LTG
17	-	-	-	Not Occupied	-	-
18	0.5	BN	25	Charge Indicator Control	II	LTG
19	0.5	GY	23	Generator Field Duty Cycle Signal	II	-
20	0.5	BK/GN	580	Engine Control Sensors Low Reference (2)	II	LTG
21	0.5	BU/WH	2918	Fuel Rail Pressure Sensor Signal	II	LTG
22	0.5	BK/GN	2919	Fuel Rail Pressure Sensor Low Reference	II	LTG
23 - 29	-	-	-	Not Occupied	-	-
30	0.5	BK/VT	7332	Pre Throttle Air Temp and Press (TMAP) Low Reference	II	LTG
31 - 34	-	-	-	Not Occupied	-	-
35	0.5	GN	6935	Heated Oxygen Sensor Current Adjust Signal	II	LTG
36	0.5	YE/GY	6936	Heated Oxygen Sensor Collector Signal	II	LTG
37	0.5	BN/WH	6933	Heated Oxygen Sensor Current Pump Signal	II	LTG
38	0.5	BN	6934	Heated Oxygen Sensor Ground	II	LTG
39	-	-	-	Not Occupied	-	-
40	0.5	GN/WH	432	Manifold Absolute Pressure Sensor Signal	II	LTG
41	0.5	BN/GN	1174	Oil Level Switch Signal	II	-
42	-	-	-	Not Occupied	-	-
43	0.35	BU/VT	1589	Primary Fuel Level Sensor Signal	I	LTG
44	0.35	BU/WH	1937	Secondary Fuel Level Sensor Signal	I	F48+LTG
45	-	-	-	Not Occupied	-	-

mo86.com

Pin	Size	Color	Circuit	Function	Terminal Type ID	Option
46	0.5	VT/BU	7330	Pre Throttle Air Temp and Press (TMAP) Air Pressure Signal	II	LTG
47	0.5	WH/BU	7329	Pre-Throttle Air Temp and Press (TMAP) Temperature Signal	II	LTG
48	0.5	YE	3054	Turbo Intake Pressure Sensor Signal Bank 1	II	LTG
49 - 51	-	-	-	Not Occupied	-	-
52	0.5	VT/BK	7300	High Pressure Fuel Pump Actuator Low - Control	II	LTG
53 - 54	-	-	-	Not Occupied	-	-
55	0.35	GN/VT	4621	Local Interconnect Network Serial Data Bus 21	I	-
56 - 58	-	-	-	Not Occupied	-	-
59	0.5	BK/GY	2303	Knock Sensor Low Reference 2	II	LTG
60	0.5	WH/GY	1876	Knock Sensor Signal 2	II	LTG
61	0.5	BK/YE	1716	Knock Sensor Low Reference 1	II	LTG
62	0.5	VT/GY	496	Knock Sensor Signal 1	II	LTG
63 - 67	-	-	-	Not Occupied	-	-
68	0.35	BU/WH	890	Fuel Tank Pressure Sensor Signal	I	LTG+NTB/NUB
69 - 71	-	-	-	Not Occupied	-	-
72	0.5	YE	7301	High Pressure Fuel Pump Actuator High - Control	II	LTG
73	2	BK/WH	151	Signal Ground	I	LTG

K20 ENGINE CONTROL MODULE X1 (LYX)

mx30.com

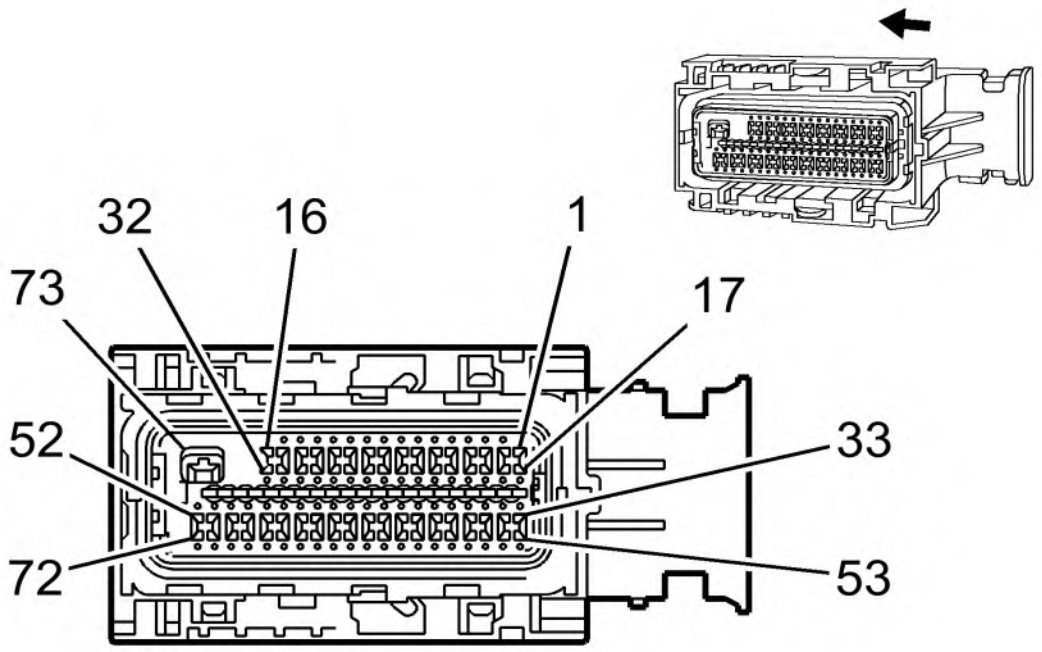

Connector Part Information

- Harness Type: Engine
- OEM Connector: 12615654
- Service Connector: 13574782
- Description: 73-Way F 0.64, 2.8 Series, Sealed (BK with BU Terminal Position Assurance)

Terminal Part Information

Terminal Type ID	Terminated Lead	Diagnostic Test Probe	Terminal Removal Tool	Service Terminal	Tray Name	Core Crimp	Insulation Crimp
I	13579770	J-35616-4A (PU)	J-38125-11A	7116-4152-02	Yazaki 9	2	5
II	19330179	J-35616-64B (LT BU)	J-38125-12A	Not Available	Not Available	Not Available	Not Available
III	19331615	J-35616-64B (LT BU)	J-38125-12A	Not Available	Not Available	Not Available	Not Available

Pin	Size	Color	Circuit	Function	Terminal Type ID	Option
1 - 4	-	-	-	Not Occupied	-	-
5	0.5	BU/BN	4498	High Speed GMLAN Serial Data (+) 7	III	EPH+LTG/LYX
6	0.5	WH	4499	High Speed GMLAN Serial Data (-) 7	III	EPH+LTG/LYX
7	0.35	WH	7494	High Speed GMLAN Serial Data (-) 3	II	-
8	0.35	BU/BK	7493	High Speed GMLAN Serial Data (+) 3	II	-
9	0.5	BU	2500	High Speed GMLAN Serial Data (+) 1	II	-
10	0.5	WH	2501	High Speed GMLAN Serial Data (-) 1	II	-

Pin	Size	Color	Circuit	Function	Terminal Type ID	Option
11	0.35	BN/RD	1274	Accelerator Pedal Position 5V Reference 2	II	LYX
12	0.35	WH/RD	1164	Accelerator Pedal Position 5V Reference 1	II	LYX
13	0.5	VT/YE	5985	Accessory Wakeup Serial Data	II	-
14	0.5	VT/GN	439	Run/Crank Ignition 1 Voltage	II	-
15	0.5	RD/WH	140	Battery Positive Voltage	III	LYX
16	0.5	VT/BU	5292	Powertrain Main Relay Fused Supply 3	III	LYX
17	0.35	YE	5530	Hood Open Switch Signal	II	KL9+LYX
18	0.5	GY/RD	3053	Turbo Intake Pressure Sensor High Reference Bank 1	II	LYX
19 - 24	-	-	-	Not Occupied	-	-
25	0.35	BK/YE	5382	Brake Position Sensor Low Reference	II	LYX
26	-	-	-	Not Occupied	-	-
27	0.35	BK/VT	1272	Accelerator Pedal Position Low Reference 2	II	LYX
28	0.35	BK/BU	1271	Accelerator Pedal Position Low Reference 1	II	LYX
29 - 31	-	-	-	Not Occupied	-	-
32	0.35	YE/VT	6030	Brake Vacuum Sensor Signal	II	KL9+LYX
33	0.35	GN/WH	1162	Accelerator Pedal Position Signal 2	II	LYX
34	0.5	GN/WH	492	Mass Air Flow Sensor Signal	III	LYX
35 - 36	-	-	-	Not Occupied	-	-
37	0.35	BN/RD	2700	A/C Pressure Sensor 5V Reference	II	LYX
38	0.35	GY	4109	Driver Mode Switch 5V Reference	II	LYX+F48/EPH
39 - 40	-	-	-	Not Occupied	-	-
41	0.35	WH/RD	5381	Brake Position Sensor 5V Reference	II	LYX
42 - 43	-	-	-	Not Occupied	-	-
44	0.35	YE/BK	625	Starter Enable Relay Control	II	-
45	0.35	YE/WH	1161	Accelerator Pedal Position Signal 1	II	LYX
46	-	-	-	Not Occupied	-	-
47	0.35	BU/GY	636	Outside Ambient Air Temperature Sensor Signal	II	LYX
48	0.5	WH/BU	6289	Induction Air Temperature Sensor Signal	III	LYX

mc850.com

Pin	Size	Color	Circuit	Function	Terminal Type ID	Option
49	0.5	WH/GY	1786	Transmission Park/Neutral Signal 1	III	-
50	0.35	WH/BU	6311	Cruise/ETC/TCC Brake Signal	II	LYX
51	0.5	VT/BU	5291	Powertrain Main Relay Fused Supply 2	III	LYX
52	0.35	WH/BK	2366	Cooling Fan Control Relay Speed Signal	II	LYX
53	-	-	-	Not Occupied	-	-
54	0.35	WH/GY	459	A/C Compressor Clutch Relay Control	II	LYX
55 - 56	-	-	-	Not Occupied	-	-
57	0.35	GN	380	A/C Refrigerant Pressure Sensor Signal	II	LYX
58	0.35	WH/VT	4108	Driver Mode Switch Signal	II	LYX+F48/EPH
59	-	-	-	Not Occupied	-	-
60	0.5	BN/GY	4008	Humidity Sensor Signal	II	LYX
61	0.35	WH/GN	5380	Brake Position Sensor Signal	II	LYX
62 - 63	-	-	-	Not Occupied	-	-
64	0.35	GY	5660	Fuel Pump Controller Data Out Signal	II	LYX
65	0.35	WH	1310	EVAP Canister Vent Solenoid Control	II	LYX+NTB/NUB
66	0.35	GY	5127	After Boil Heater Relay Control	II	LYX+MAH/MBC/MCX
67	0.35	YE	5991	Powertrain Relay Coil Control	II	LYX
68 - 69	-	-	-	Not Occupied	-	-
70	0.35	YE/VT	4325	Starter Pinion Solenoid Relay Control	II	-
71	0.35	BN/WH	419	Check Engine Indicator Control	II	LYX+NTB/NUB
72	-	-	-	Not Occupied	-	-
73	2	VT/BU	5290	Powertrain Main Relay Fused Supply 1	I	-

K20 ENGINE CONTROL MODULE X2 (LYX)

mcx30.com

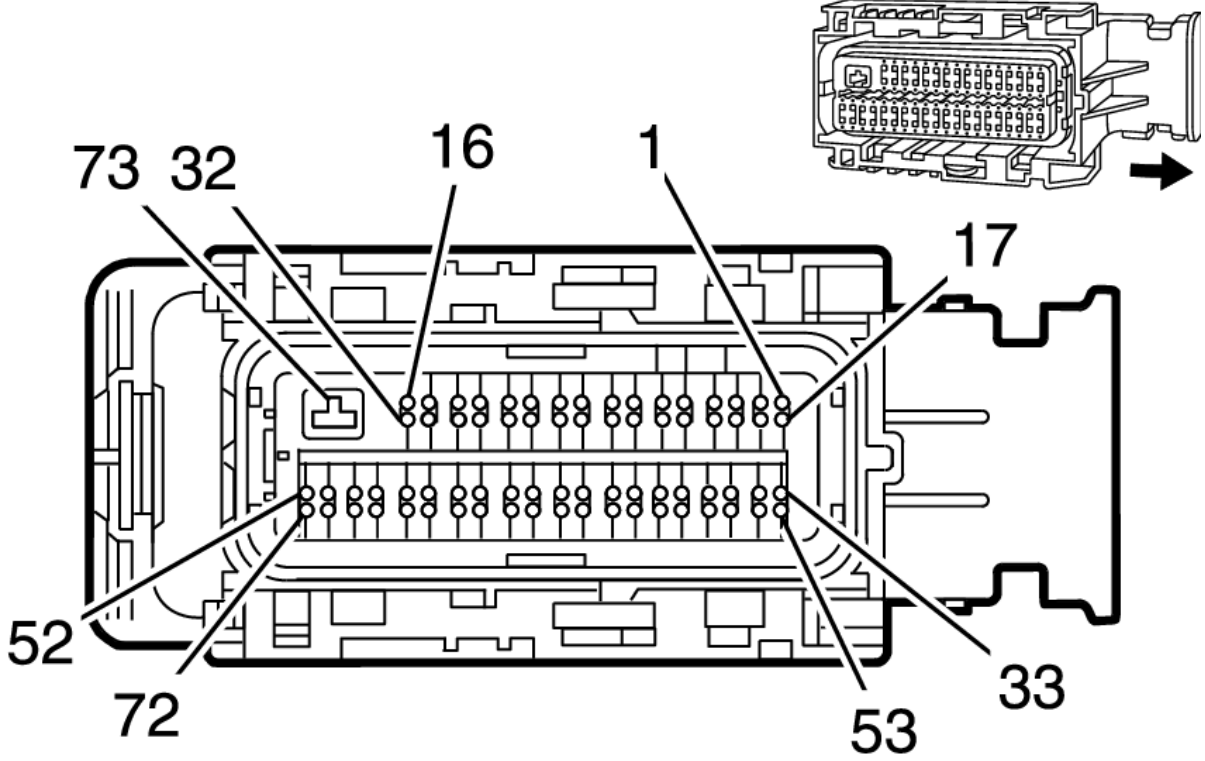

Connector Part Information

- Harness Type: Engine
- OEM Connector: 12582677
- Service Connector: 88988931
- Description: 73-Way F 0.64, 2.8 Series, Sealed (BK)

Terminal Part Information

Terminal Type ID	Terminated Lead	Diagnostic Test Probe	Terminal Removal Tool	Service Terminal	Tray Name	Core Crimp	Insulation Crimp
I	13579770	J-35616-4A (PU)	J-38125-11A	7116-4152-02	Yazaki 9	2	5
II	19330179	J-35616-64B (LT BU)	J-38125-12A	Not Available	Not Available	Not Available	Not Available

Pin	Size	Color	Circuit	Function	Terminal Type ID	Option
1	-	-	-	Not Occupied	-	-
2	0.5	BU	410	Engine Coolant Temperature Sensor Signal	II	LYX
3	-	-	-	Not Occupied	-	-
4	0.35	BN/RD	7445	Fuel Line Pressure Sensor 5V Reference	II	-
5	0.5	BK/VT	7331	Pre Throttle Air Temp and Press (TMAP) 5V Reference	II	LYX
6	0.5	GY/YE	5297	Camshaft Position Exhaust Sensor Control 1	II	LYX
7	0.5	GY/BU	5300	Camshaft Position Intake Sensor Control 1	II	LYX
8 - 11	-	-	-	Not Occupied	-	-
12	0.5	BN/RD	2701	Throttle Position Sensor 5V Reference	II	-
13	0.5	BU/WH	3630	Throttle Position Sensor (SENT1) Signal	II	-

Pin	Size	Color	Circuit	Function	Terminal Type ID	Option
14	0.5	WH/RD	2705	Oil Pressure Sensor 5V Reference	II	LYX
15	0.5	VT/BU	6270	Crankshaft 60X Sensor 5V Reference	II	-
16 - 19	-	-	-	Not Occupied	-	-
20	0.35	BU/WH	7446	Fuel Line Pressure Sensor Signal	II	-
21	0.5	GY/RD	7332	Pre Throttle Air Temp and Press (TMAP) Low Reference	II	LYX
22	0.5	BK/GY	5296	Camshaft Position Exhaust Sensor Low Reference 1	II	LYX
23	0.5	BK/GN	5301	Camshaft Position Intake Sensor Low Reference 1	II	LYX
24 - 27	-	-	-	Not Occupied	-	-
28	0.5	BK/BN	2752	Throttle Position Sensor Low Reference	II	-
29	0.5	YE/BN	331	Oil Pressure Sensor Signal	II	-
30	0.5	BK/VT	2755	Oil Pressure Sensor Low Reference	II	LYX
31	0.5	BK/VT	6272	Crankshaft 60X Sensor Low Reference	II	-
32	0.5	GN	3060	Turbo Bypass Solenoid Control Bank 1	II	LYX
33	0.5	WH/BK	3111	Heated Oxygen Sensor Low Signal Bank 1 Sensor 1	II	LYX
34	0.5	WH/YE	3121	Heated Oxygen Sensor Low Signal Bank 1 Sensor 2	II	-
35	-	-	-	Not Occupied	-	-
36	0.5	BK/VT	6754	Cam Phaser X Low Reference	II	LYX
37	0.5	BK/BN	6753	Cam Phaser W Low Reference	II	-
38	0.5	VT/BK	5273	Camshaft Position Exhaust Sensor 1	II	-
39	0.5	YE/VT	5275	Camshaft Position Intake Sensor 1	II	LYX
40	0.5	GN	6271	Crankshaft 60X Sensor Signal	II	-
41	-	-	-	Not Occupied	-	-
42	0.35	VT/BU	6091	Crankshaft Position Sensor Replicated Signal	II	-
43	0.5	BK/YE	548	Engine Control Sensors Low Reference (1)	II	LYX
44	0.5	BK/BU	2129	Ignition Control Low Reference Bank 1	II	-
45	0.5	GN/BU	2123	Ignition Control 3	II	-
46	0.5	BU/VT	2121	Ignition Control 1	II	LYX
47	-	-	-	Not Occupied	-	-
48	0.75	BU	4802	Direct Fuel Injector (DFI) High Voltage Control Cylinder 2	II	-
49	0.75	GY/BU	4804	Direct Fuel Injector (DFI) High Voltage Control Cylinder 4	II	LYX
50	0.75	GN	4803	Direct Fuel Injector (DFI) High Voltage Control Cylinder 3	II	LYX

mcx30.com

Pin	Size	Color	Circuit	Function	Terminal Type ID	Option
51	0.75	BN	4801	Direct Fuel Injector (DFI) High Voltage Control Cylinder 1	II	-
52	0.5	YE	581	Throttle Actuator Control Open	II	LYX
53	0.5	VT/GY	3110	Heated Oxygen Sensor High Signal Bank 1 Sensor 1	II	-
54	0.5	VT/BU	3120	Heated Oxygen Sensor High Signal Bank 1 Sensor 2	II	-
55	-	-	-	Not Occupied	-	-
56	0.5	GY/BU	5282	Camshaft Phaser Exhaust Solenoid 1	II	LYX
57	0.5	VT/BN	5284	Camshaft Phaser Intake Solenoid 1	II	-
58 - 59	-	-	-	Not Occupied	-	-
60	0.5	GY/WH	3122	Heated Oxygen Sensor Heater Low Control Bank 1 Sensor 2	II	-
61	0.5	GY/WH	3113	Heated Oxygen Sensor Heater Low Control Bank 1 Sensor 1	II	LYX
62	-	-	-	Not Occupied	-	-
63	0.5	BN/YE	258	Waste Gate Solenoid Control	II	-
64	0.5	BU	179	Oil Pump Command Signal	II	-
65	0.5	BU/WH	2122	Ignition Control 2	II	LYX
66	0.5	YE/BU	2124	Ignition Control 4	II	LYX
67	-	-	-	Not Occupied	-	-
68	0.75	BU/GY	4902	Direct Fuel Injector (DFI) High Voltage Supply Cylinder 2	II	LYX
69	0.75	BU/WH	4904	Direct Fuel Injector (DFI) High Voltage Supply Cylinder 4	II	LYX
70	0.75	GN/GY	4903	Direct Fuel Injector (DFI) High Voltage Supply Cylinder 3	II	-
71	0.75	BN/WH	4901	Direct Fuel Injector (DFI) High Voltage Supply Cylinder 1	II	-
72	0.5	BN/WH	582	Throttle Actuator Control Close	II	-
73	2	BK/WH	151	Signal Ground	I	LYX

K20 ENGINE CONTROL MODULE X3 (LYX)

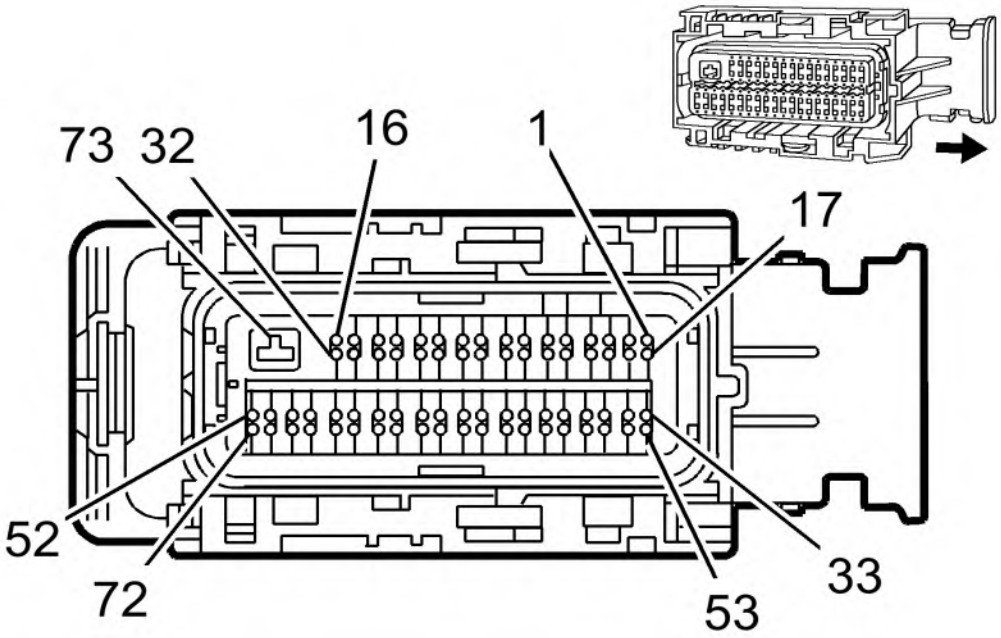

Connector Part Information

- Harness Type: Engine
- OEM Connector: 12582678
- Service Connector: 88988372
- Description: 73-Way F 0.64, 2.8 Series, Sealed (BK with GY Terminal Position Assurance)

Terminal Part Information

Terminal Type ID	Terminated Lead	Diagnostic Test Probe	Terminal Removal Tool	Service Terminal	Tray Name	Core Crimp	Insulation Crimp
I	13579770	J-35616-4A (PU)	J-38125-11A	7116-4152-02	Yazaki 9	2	5
II	19330179	J-35616-64B (LT BU)	J-38125-12A	Not Available	Not Available	Not Available	Not Available

Pin	Size	Color	Circuit	Function	Terminal Type ID	Option
1 - 3	-	-	-	Not Occupied	-	-
4	0.5	GN/BU	428	EVAP Canister Purge Solenoid Control	II	LYX
5	-	-	-	Not Occupied	-	-
6	0.5	BN/RD	2917	Fuel Rail Pressure Sensor 5V Reference	II	LYX
7	-	-	-	Not Occupied	-	-
8	0.35	YE/RD	2709	Fuel Tank Pressure Sensor 5V Reference	II	LYX+NTB/NUB
9 - 13	-	-	-	Not Occupied	-	-
14	0.5	WH/RD	3201	Throttle Inlet Absolute Pressure Sensor 5V Reference	II	LYX
15	0.35	YE/RD	6031	Brake Vacuum Sensor 5V Reference	II	KL9+LYX
16	0.5	VT/BU	5294	Powertrain Main Relay Fused Supply 5	II	LYX

Pin	Size	Color	Circuit	Function	Terminal Type ID	Option
17	0.5	WH/GY	4578	Surge Accumulator Solenoid Low Side Control	II	KL9+LYX-M3D-M3H-M3U
18	0.5	BN	25	Charge Indicator Control	II	LYX
19	0.5	GY	23	Generator Field Duty Cycle Signal	II	LYX
20	0.5	BK/GN	580	Engine Control Sensors Low Reference (2)	II	LYX
21	0.5	BU/WH	2918	Fuel Rail Pressure Sensor Signal	II	LYX
22	0.5	BK/GN	2919	Fuel Rail Pressure Sensor Low Reference	II	LYX
23 - 29	-	-	-	Not Occupied	-	-
30	0.5	WH/YE	3202	Throttle Inlet Absolute Pressure Sensor Low Reference	II	LYX
31 - 32	-	-	-	Not Occupied	-	-
33	0.5	YE/GN	4321	Park Phaser Lock Control	II	LYX
34 - 39	-	-	-	Not Occupied	-	-
40	0.5	VT/BU	7330	Pre Throttle Air Temp and Press (TMAP) Air Pressure Signal	II	LYX
41 - 42	-	-	-	Not Occupied	-	-
43	0.35	BU/VT	1589	Primary Fuel Level Sensor Signal	II	LYX
44	0.35	BU/WH	1937	Secondary Fuel Level Sensor Signal	II	F48+LYX
45	-	-	-	Not Occupied	-	-
46	0.5	YE/WH	3200	Throttle Inlet Absolute Pressure Sensor Signal	II	LYX
47	0.5	WH/BU	7329	Pre-Throttle Air Temp and Press (TMAP) Temperature Signal	II	LYX
48	0.5	YE	3054	Turbo Intake Pressure Sensor Signal Bank 1	II	LYX
49 - 51	-	-	-	Not Occupied	-	-
52	0.5	VT/BK	7300	High Pressure Fuel Pump Actuator Low - Control	II	LYX
53 - 54	-	-	-	Not Occupied	-	-
55	0.35	GN/VT	4621	Local Interconnect Network Serial Data Bus 21	II	-
56 - 58	-	-	-	Not Occupied	-	-
59	0.5	BK/GY	2303	Knock Sensor Low Reference 2	II	LYX
60	0.5	WH/GY	1876	Knock Sensor Signal 2	II	LYX
61	0.5	BK/YE	1716	Knock Sensor Low Reference 1	II	LYX
62	0.5	VT/GY	496	Knock Sensor Signal 1	II	LYX

mp80.com

Pin	Size	Color	Circuit	Function	Terminal Type ID	Option
63 - 67	-	-	-	Not Occupied	-	-
68	0.35	BU/WH	890	Fuel Tank Pressure Sensor Signal	II	LYX+NTB/NUB
69 - 71	-	-	-	Not Occupied	-	-
72	0.5	YE	7301	High Pressure Fuel Pump Actuator High - Control	II	LYX
73	2	BK/WH	151	Signal Ground	I	LYX

K26 HEADLAMP CONTROL MODULE (TR7)

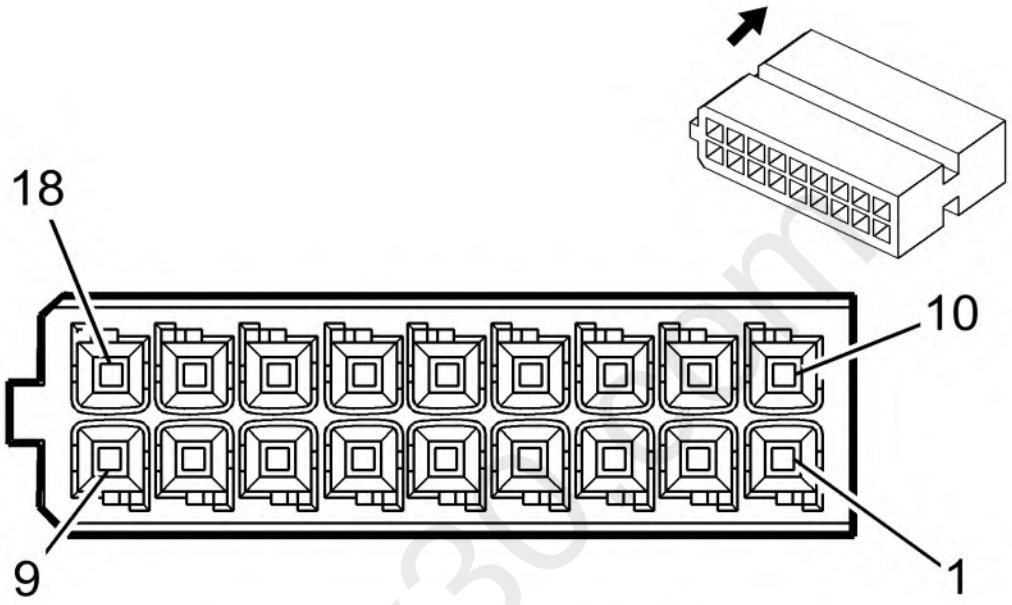

Connector Part Information

- Harness Type: Body
- OEM Connector: 1379102-1
- Service Connector: 13504129
- Description: 18-Way F 0.64 Micro-Quadlock Series (BK)

Terminal Part Information

Terminal Type ID	Terminated Lead	Diagnostic Test Probe	Terminal Removal Tool	Service Terminal	Tray Name	Core Crimp	Insulation Crimp
I	13579993	J-35616-64B (LT BU)	J-38125-12A	144969-1	Lear 25	E	2

Pin	Size	Color	Circuit	Function	Terminal Type ID	Option
1	0.35	BK	1050	Ground	I	T4L+TR7
2	0.35	WH/RD	2165	Automatic Level Control Position Sensor 5V Reference	I	T4L+TR7
3	0.35	BK/BN	2185	Automatic Level Control Position Sensor Low Reference	I	T4L+TR7

Pin	Size	Color	Circuit	Function	Terminal Type ID	Option
4	0.35	WH/GY	3936	High Speed GMLAN Serial Data (-) 8	I	T4L+TR7
5	0.35	BU/GY	3935	High Speed GMLAN Serial Data (+) 8	I	T4L+TR7
6	0.35	BN	2184	Automatic Level Control Position Sensor Signal	I	T4L+TR7
7	0.35	WH/BU	5986	Serial Data Communication Enable	I	T4L+TR7
8 - 9	-	-	-	Not Occupied	-	-
10	0.35	RD/VT	1242	Battery Positive Voltage	I	-
11	0.35	WH/RD	7524	Front Axle Level Sensor 5V Reference	I	T4L+TR7
12	0.35	BK/GY	7526	Front Axle Level Sensor Low Reference	I	T4L+TR7
13	0.35	WH/GY	3936	High Speed GMLAN Serial Data (-) 8	I	T4L+TR7
14	0.35	BU/GY	3935	High Speed GMLAN Serial Data (+) 8	I	T4L+TR7
15	0.35	BN/WH	7525	Front Axle Level Sensor Signal	I	T4L+TR7
16	-	-	-	Not Occupied	-	-
17	0.35	GN/WH	7530	Local Interconnect Network Serial Data Bus 8	I	T4L+TR7
18	0.35	GN/BN	7529	Local Interconnect Network Serial Data Bus 7	I	T4L+TR7

K29F SEAT HEATING CONTROL MODULE - FRONT X1 (KA1)

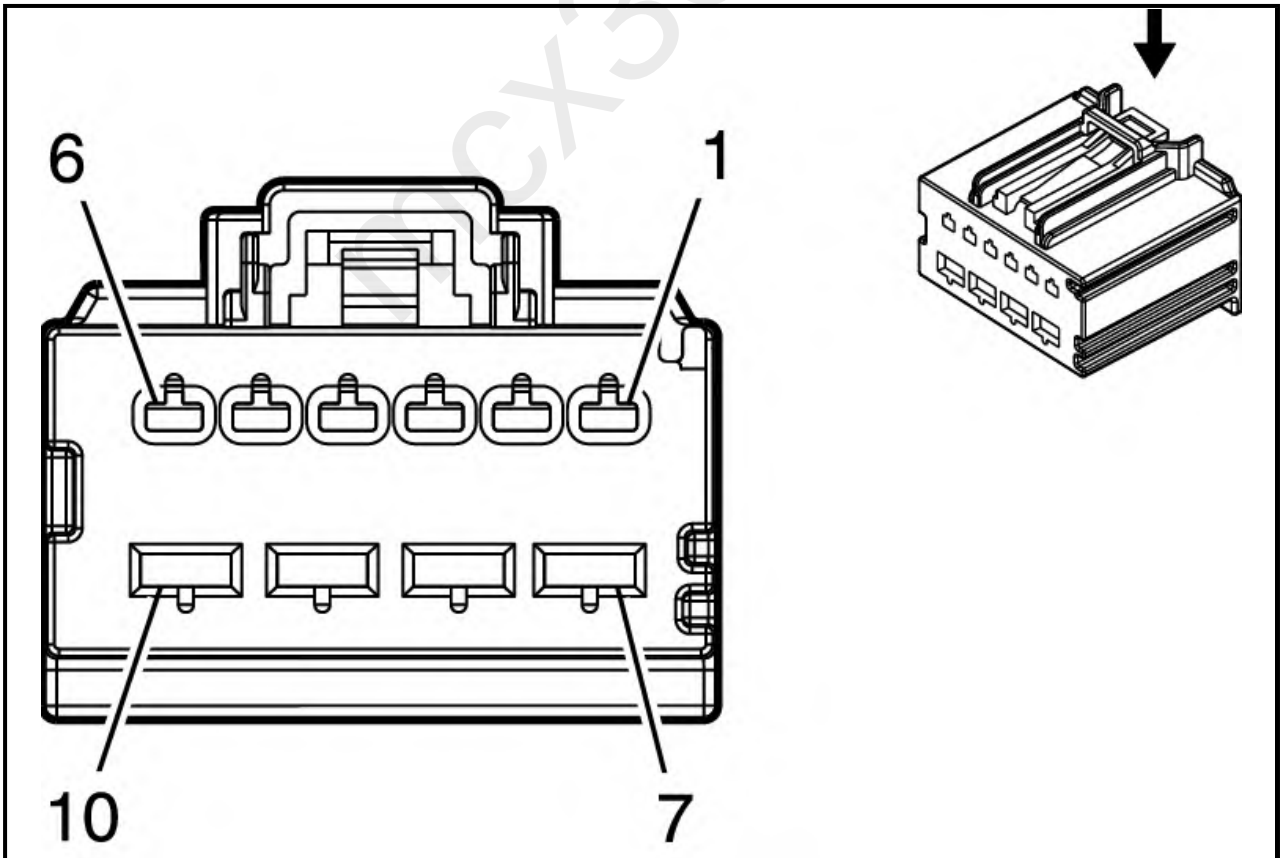

Connector Part Information

- Harness Type: Passenger Seat
- OEM Connector: 31372-1000
- Service Connector: Service by Harness - See Part Catalog

mcx30.com

- Description: 10-Way F 1.5, 2.8 Series (BK)

Terminal Part Information

Terminal Type ID	Terminated Lead	Diagnostic Test Probe	Terminal Removal Tool	Service Terminal	Tray Name	Core Crimp	Insulation Crimp
I	Not Required	J-35616-2A (GY)	No Tool Required	Not Required	Not Required	Not Required	Not Required
II	Not Required	J-35616-35 (VT)	No Tool Required	Not Required	Not Required	Not Required	Not Required

Pin	Size	Color	Circuit	Function	Terminal Type ID	Option
1	0.75	WH/BN	2481	Passenger Heated Back Element Control	I	-
2	0.75	BN/BU	2479	Passenger Heated Seat Element Control	I	-
3	0.75	GY/BK	2480	Passenger Heated Seat Element Low Reference	I	-
4	0.75	BN/BK	2078	Driver Heated Seat Element Low Reference	I	-
5	0.75	BN	2432	Driver Heated Back Element Control	I	-
6	0.75	BN/VT	2077	Driver Heated Seat Element Control	I	-
7	0.5	RD/WH	4740	Battery Positive Voltage	II	-
8	1 2.5	BK BK	1950 1950	Ground Ground	II II	KA1+AG2/AT9/KU1/KU3 KA1-AT9-AG2-KU3-ADT
9	-	-	-	Not Occupied	-	-
10	0.5	RD/GY	1740	Battery Positive Voltage	II	-

K29F SEAT HEATING CONTROL MODULE - FRONT X2 (KA1)

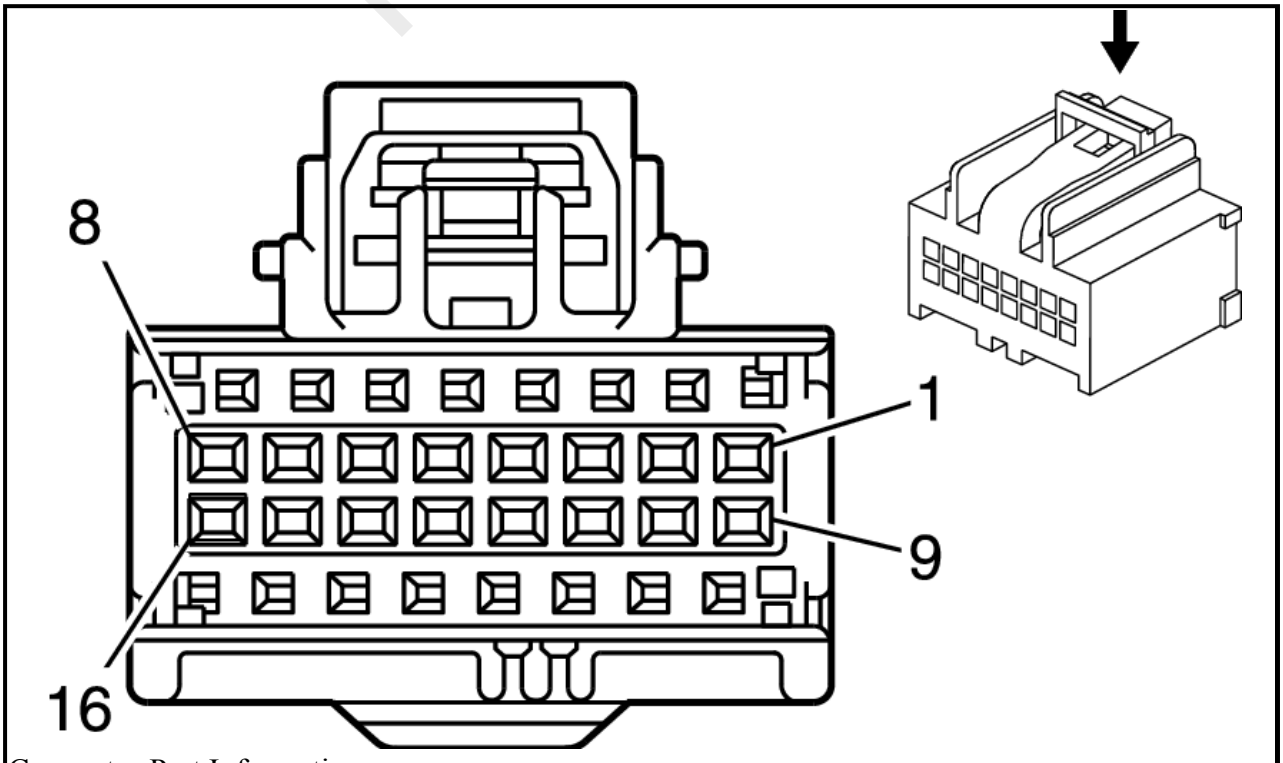

Connector Part Information

- Harness Type: Passenger Seat
- OEM Connector: 7283-9076-30
- Service Connector: Service by Harness - See Part Catalog
- Description: 16-Way F 0.64 Kaizen Series (BK)

Terminal Part Information

Terminal Type ID	Terminated Lead	Diagnostic Test Probe	Terminal Removal Tool	Service Terminal	Tray Name	Core Crimp	Insulation Crimp
I	Not Required	J-35616-64B (LT BU)	No Tool Required	Not Required	Not Required	Not Required	Not Required

Pin	Size	Color	Circuit	Function	Terminal Type ID	Option
1	0.35	BK/YE	2080	Driver Heated Seat NTC Low Reference	I	-
2	0.35	BK/GY	2435	Passenger Heated Seat NTC Low Reference	I	-
3	0.35	BU	2425	Driver Heated Back NTC Signal	I	-
4	0.75	WH/BU	2436	Passenger Heated Back NTC Signal	I	-
5	0.35	WH/GY	2434	Passenger Heated Seat NTC Signal	I	-
6	0.35	YE/GY	2079	Driver Heated Seat NTC Signal	I	-
7	-	-	-	Not Occupied	-	-
8	0.35	GN/BU	6133	Local Interconnect Network Serial Data Bus 2	I	-
9	0.35	GN/VT	5906	Driver Seat Vent Motor Control 1	I	-
10	0.35	VT/WH	5908	Passenger Seat Vent Motor Control 1	I	-
11	0.35	BK/VT	2426	Driver Heated Back NTC Low Reference	I	-
12	0.75	BK/GN	2482	Passenger Heated Back NTC Low Reference	I	-
13 - 16	-	-	-	Not Occupied	-	-

mc50.com

COMPONENT CONNECTOR END VIEWS

P19W SPEAKER - RIGHT INSTRUMENT PANEL (IOR+UZ6)

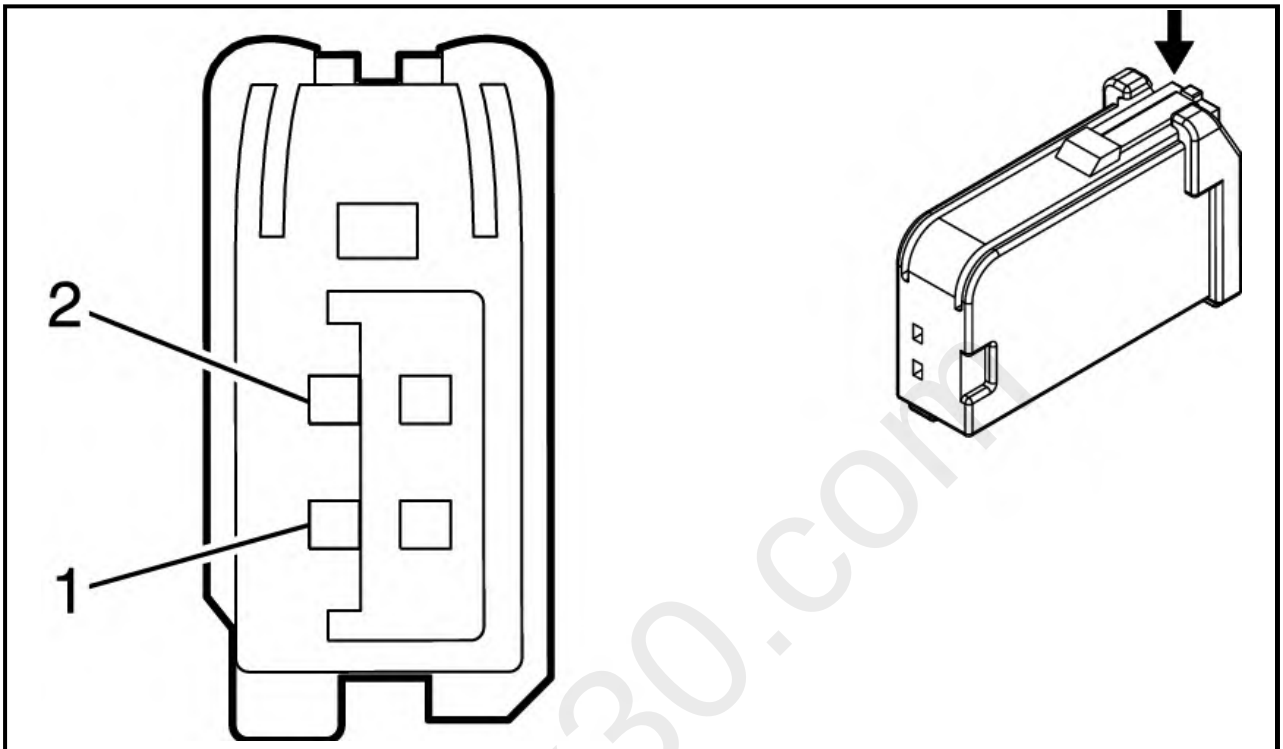

Connector Part Information

- Harness Type: Instrument Panel
- OEM Connector: 13585901
- Service Connector: 13585901
- Description: 2-Way F 0.64 Series (BK)

Terminal Part Information

Terminal Type ID	Terminated Lead	Diagnostic Test Probe	Terminal Removal Tool	Service Terminal	Tray Name	Core Crimp	Insulation Crimp
I	Not Required	J-35616-64B (LT BU)	No Tool Required	Not Required	Not Required	Not Required	Not Required

Pin	Size	Color	Circuit	Function	Terminal Type ID	Option
1	0.75	YE/BK	117	Right Front Speaker Signal (-) 1	I	IOR+UZ6
2	0.75	YE	200	Right Front Speaker Control (+) 1	I	IOR+UZ6

P19W SPEAKER - RIGHT INSTRUMENT PANEL (NKC+UZ6)

mcx30.com

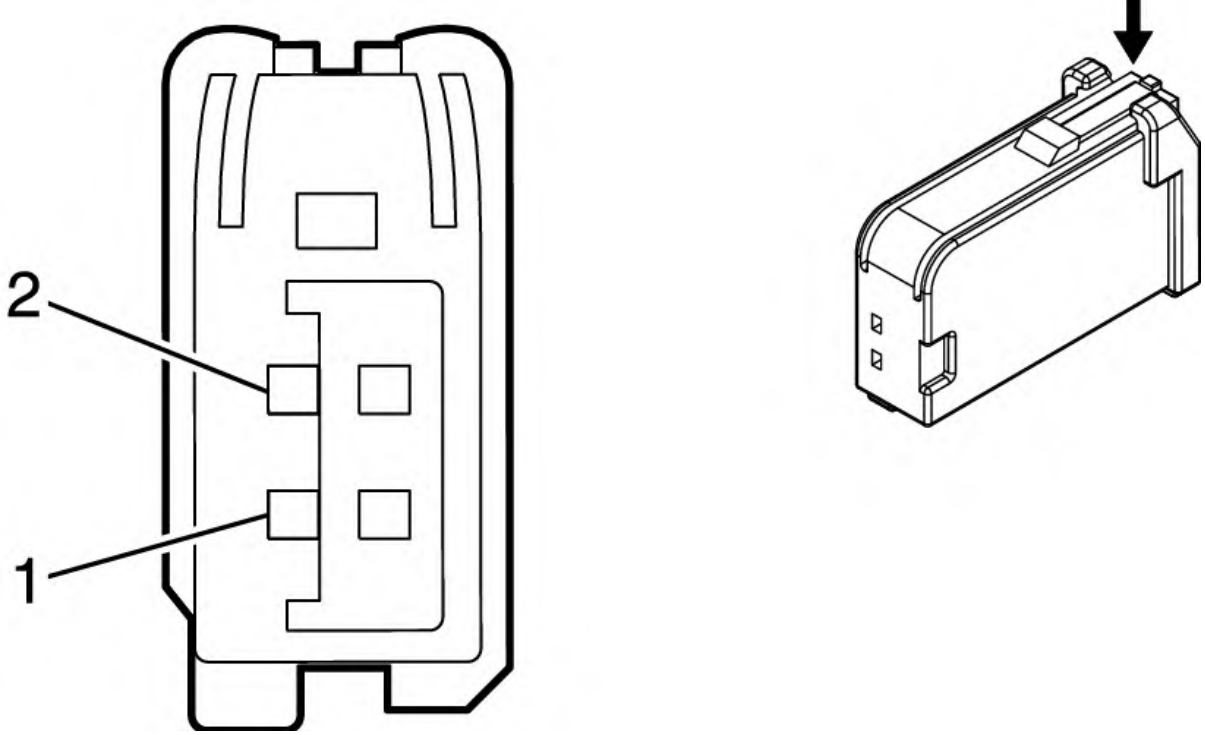

Connector Part Information

- Harness Type: Instrument Panel
- OEM Connector: 13585901
- Service Connector: 13585901
- Description: 2-Way F 0.64 Series (BK)

Terminal Part Information

Terminal Type ID	Terminated Lead	Diagnostic Test Probe	Terminal Removal Tool	Service Terminal	Tray Name	Core Crimp	Insulation Crimp
I	Not Required	J-35616-64B (LT BU)	No Tool Required	Not Required	Not Required	Not Required	Not Required

Pin	Size	Color	Circuit	Function	Terminal Type ID	Option
1	0.75	YE/BK	117	Right Front Speaker Signal (-) 1	I	NKC+UZ6-IOR
2	0.75	YE	200	Right Front Speaker Control (+) 1	I	NKC+UZ6-IOR

P19W SPEAKER - RIGHT INSTRUMENT PANEL (UQA)

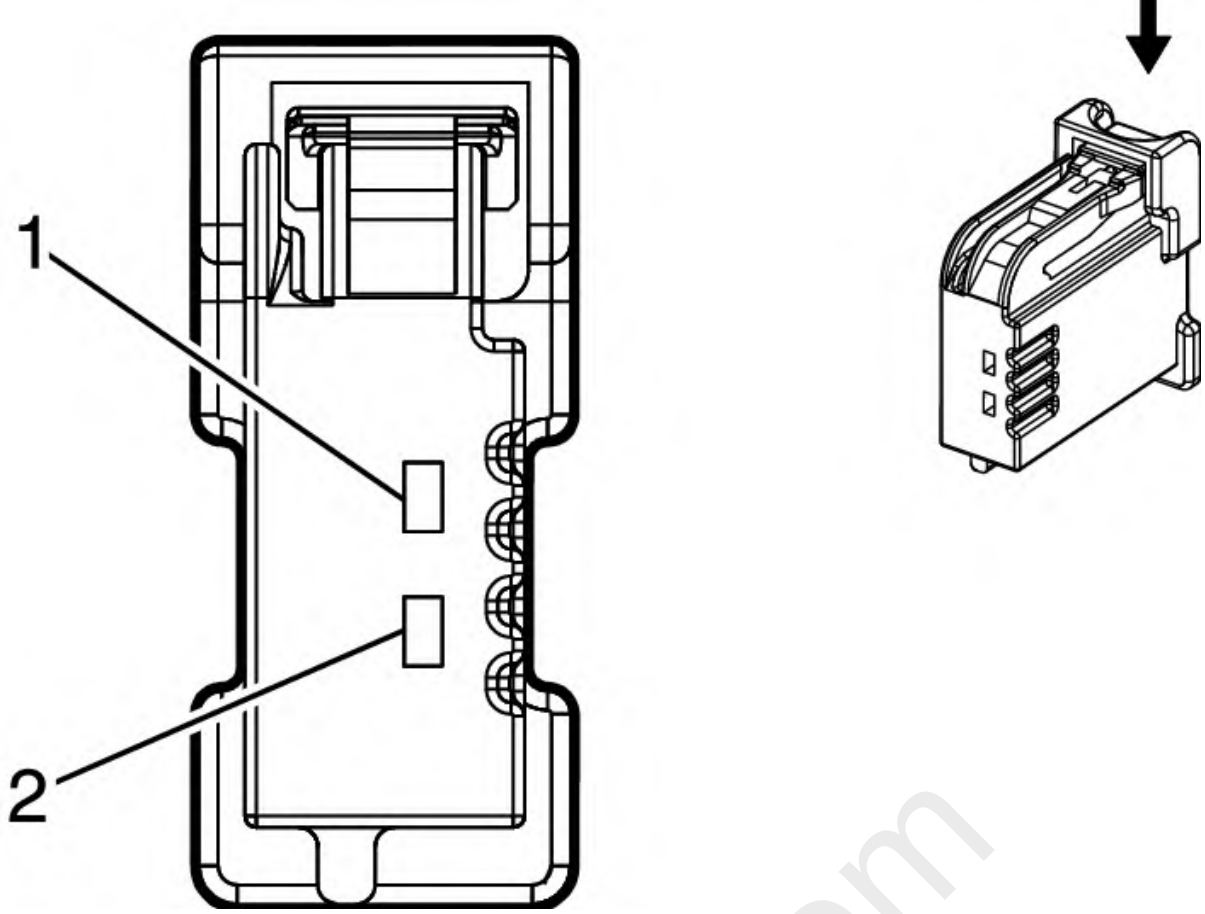

Connector Part Information

- Harness Type: Instrument Panel
- OEM Connector: 19150056
- Service Connector: 13314097
- Description: 2-Way F 1.5 Series (GY)

Terminal Part Information

Terminal Type ID	Terminated Lead	Diagnostic Test Probe	Terminal Removal Tool	Service Terminal	Tray Name	Core Crimp	Insulation Crimp
I	Not Required	J-35616-14 (GN)	No Tool Required	Not Required	Not Required	Not Required	Not Required

Pin	Size	Color	Circuit	Function	Terminal Type ID	Option
1	0.75	VT/BN	1952	Right Front Tweeter Speaker (-) Low Reference	I	-
2	0.75	BN/GN	1852	Right Front Tweeter Speaker Control (+)	I	-

P19W SPEAKER - RIGHT INSTRUMENT PANEL (UZ6)

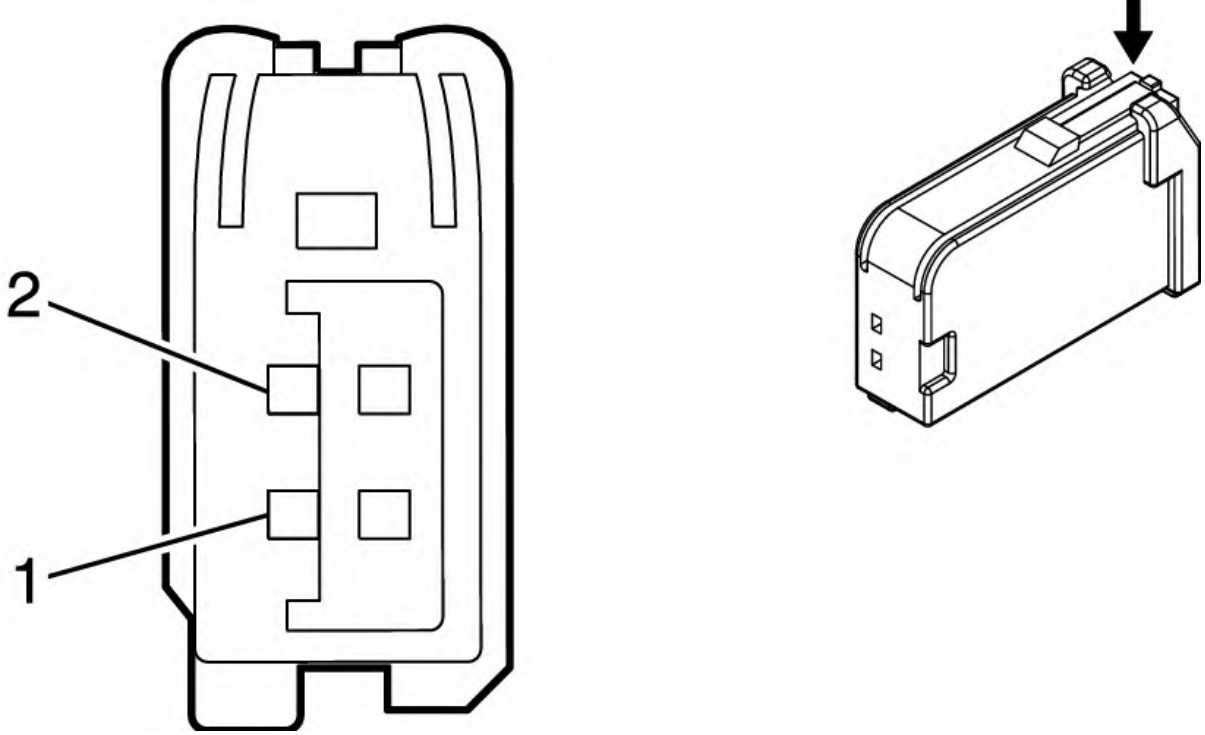

Connector Part Information

- Harness Type: Instrument Panel
- OEM Connector: 13585901
- Service Connector: 13585901
- Description: 2-Way F 0.64 Series (BK)

Terminal Part Information

Terminal Type ID	Terminated Lead	Diagnostic Test Probe	Terminal Removal Tool	Service Terminal	Tray Name	Core Crimp	Insulation Crimp
I	Not Required	J-35616-64B (LT BU)	No Tool Required	Not Required	Not Required	Not Required	Not Required

Pin	Size	Color	Circuit	Function	Terminal Type ID	Option
1	0.75	YE/BK	117	Right Front Speaker Signal (-) 1	I	-
2	0.75	YE	200	Right Front Speaker Control (+) 1	I	-

P43 COLLISION ALERT INDICATORS (UEU)

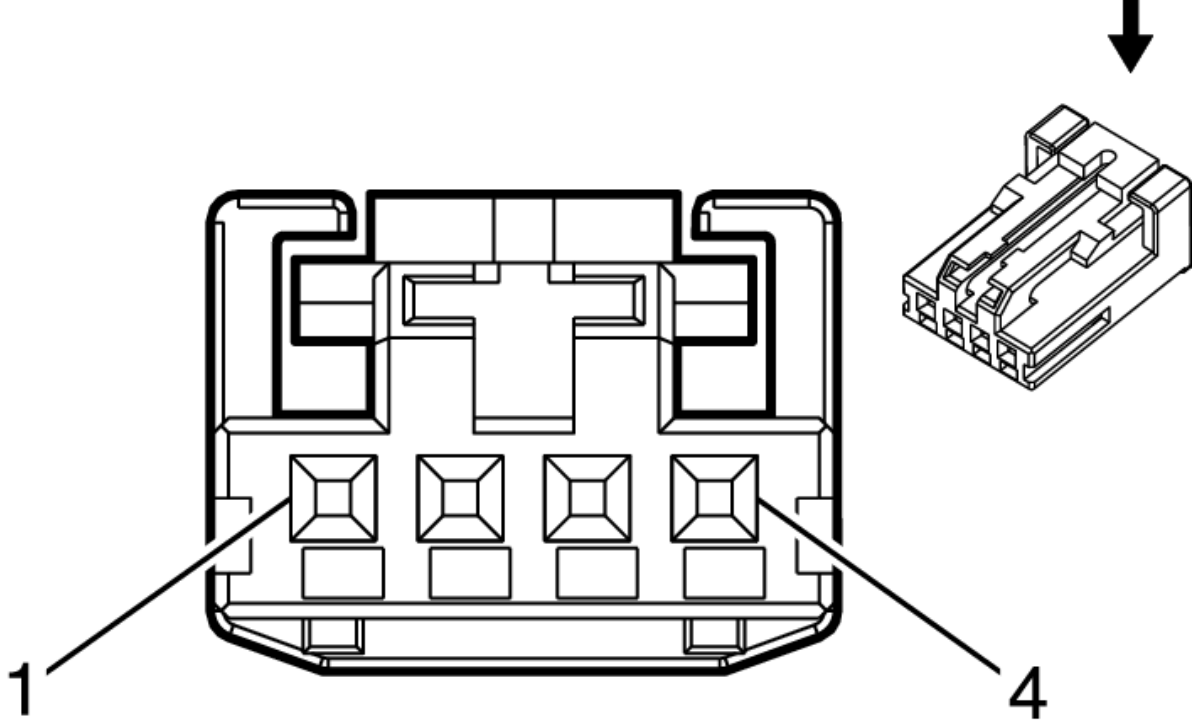

Connector Part Information

- Harness Type: Instrument Panel
- OEM Connector: 936119-1
- Service Connector: 13587297
- Description: 4-Way F 0.64 Micro-Quadlock Series (BK)

Terminal Part Information

Terminal Type ID	Terminated Lead	Diagnostic Test Probe	Terminal Removal Tool	Service Terminal	Tray Name	Core Crimp	Insulation Crimp
I	Not Required	J-35616-64B (LT BU)	No Tool Required	Not Required	Not Required	Not Required	Not Required

Pin	Size	Color	Circuit	Function	Terminal Type ID	Option
1	0.35	VT/GN	39	Run/Crank Ignition 1 Voltage	I	-
2	0.35	GY/YE	3885	Forward Collision Alert LED Control	I	UEU
3	0.35	WH/GN	3535	Reflected LED Display Dimming Control	I	UEU
4	0.35	BK	1650	Ground	I	UEU

P45LR SEAT HAPTIC MOVEMENT MOTOR - DRIVER LEFT REAR (UEU)

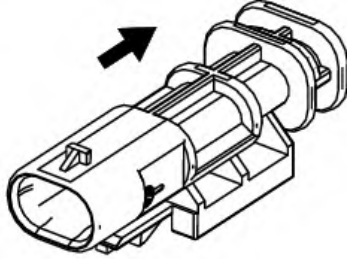

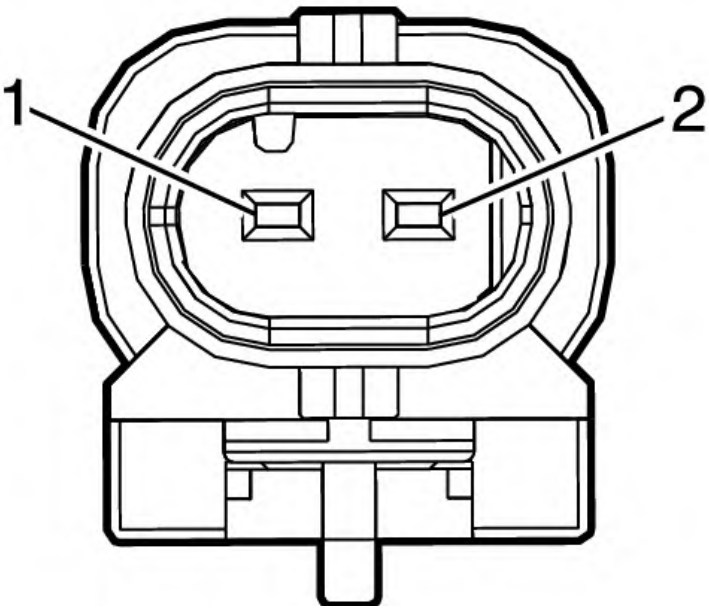

Connector Part Information

- Harness Type: Driver Seat
- OEM Connector: 1-1703498-3
- Service Connector: Service by Harness - See Part Catalog
- Description: 2-Way M 1.2 Multilock Series, Sealed (BK)

Terminal Part Information

Terminal Type ID	Terminated Lead	Diagnostic Test Probe	Terminal Removal Tool	Service Terminal	Tray Name	Core Crimp	Insulation Crimp
I	Not Required	J-35616-17 (LT GN)	No Tool Required	Not Required	Not Required	Not Required	Not Required

Pin	Size	Color	Circuit	Function	Terminal Type ID	Option
1	0.5	BK	2350	Ground	I	-
2	0.5	YE/BN	3037	Left Rear Haptic Seat Motor Control	I	-

P45RR SEAT HAPTIC MOVEMENT MOTOR - DRIVER RIGHT REAR (UEU)

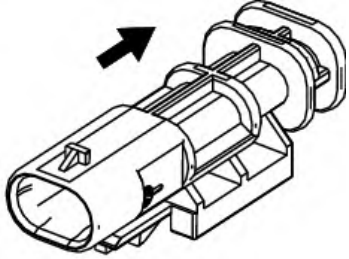

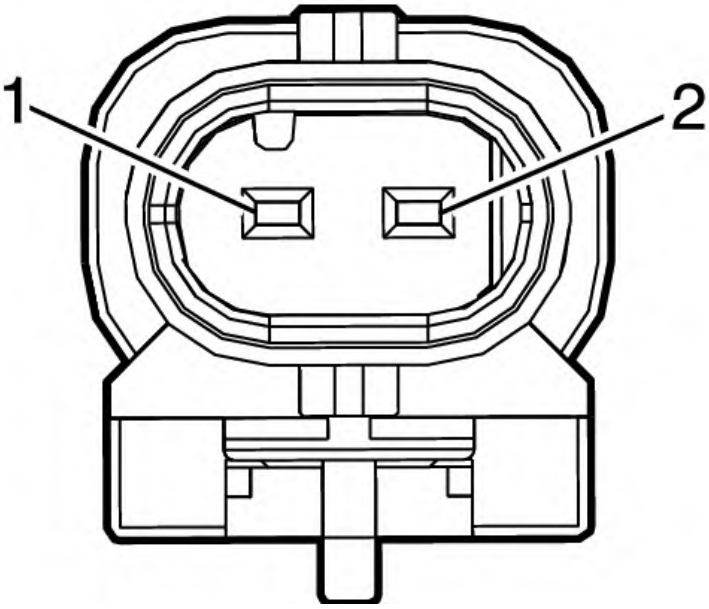

Connector Part Information

- Harness Type: Driver Seat
- OEM Connector: 1-1703498-3
- Service Connector: Service by Harness - See Part Catalog
- Description: 2-Way M 1.2 Multilock Series, Sealed (BK)

Terminal Part Information

Terminal Type ID	Terminated Lead	Diagnostic Test Probe	Terminal Removal Tool	Service Terminal	Tray Name	Core Crimp	Insulation Crimp
I	Not Required	J-35616-17 (LT GN)	No Tool Required	Not Required	Not Required	Not Required	Not Required

Pin	Size	Color	Circuit	Function	Terminal Type ID	Option
1	0.5	BK	2350	Ground	I	-
2	0.5	BN	3038	Right Rear Haptic Seat Motor Control	I	-

Q2 A/C COMPRESSOR CLUTCH

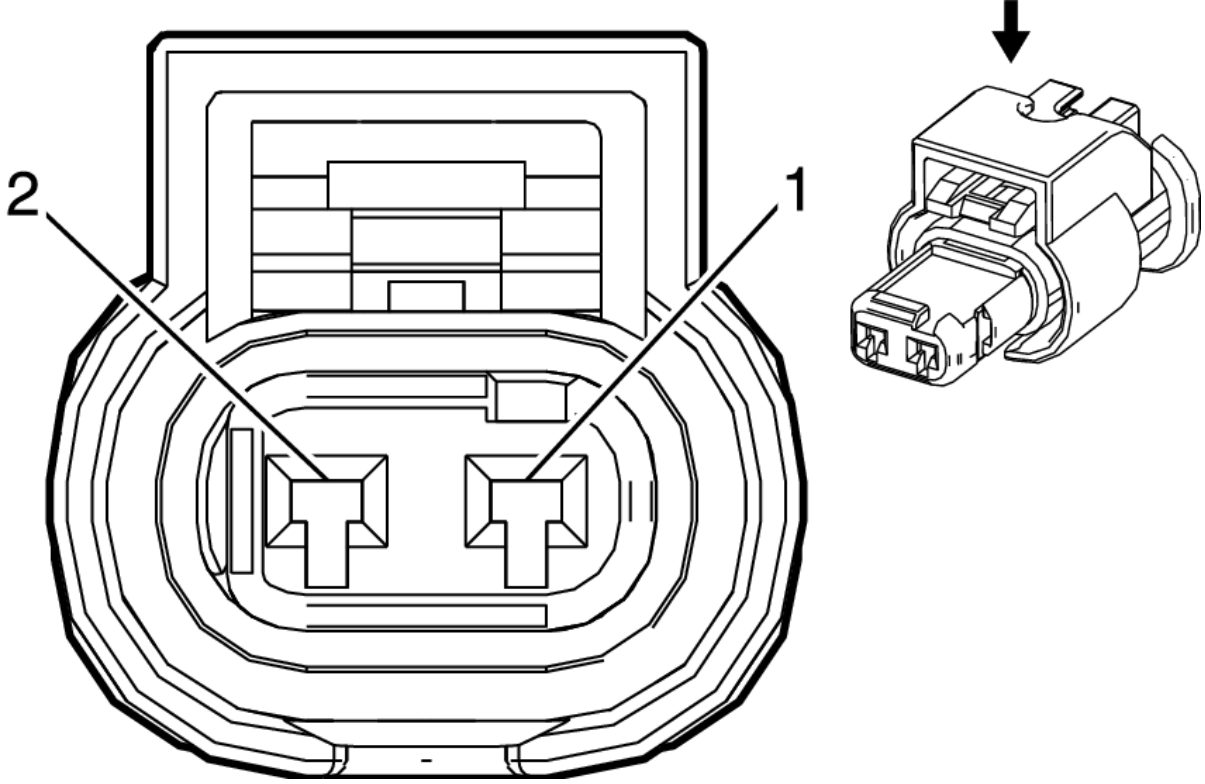

Connector Part Information

- Harness Type: Engine
- OEM Connector: 13505426
- Service Connector: 13577519
- Description: 2-Way F 1.2 MCP Series, Sealed (BK)

Terminal Part Information

Terminal Type ID	Terminated Lead	Diagnostic Test Probe	Terminal Removal Tool	Service Terminal	Tray Name	Core Crimp	Insulation Crimp
I	Not Required	J-35616-16 (LT GN)	No Tool Required	Not Required	Not Required	Not Required	Not Required

Pin	Size	Color	Circuit	Function	Terminal Type ID	Option
1	0.75	BK	450	Ground	I	-
2	0.75	BN/GN	59	A/C Compressor Clutch Control	I	-

Q6E CAMSHAFT POSITION ACTUATOR SOLENOID VALVE - EXHAUST (LTG)

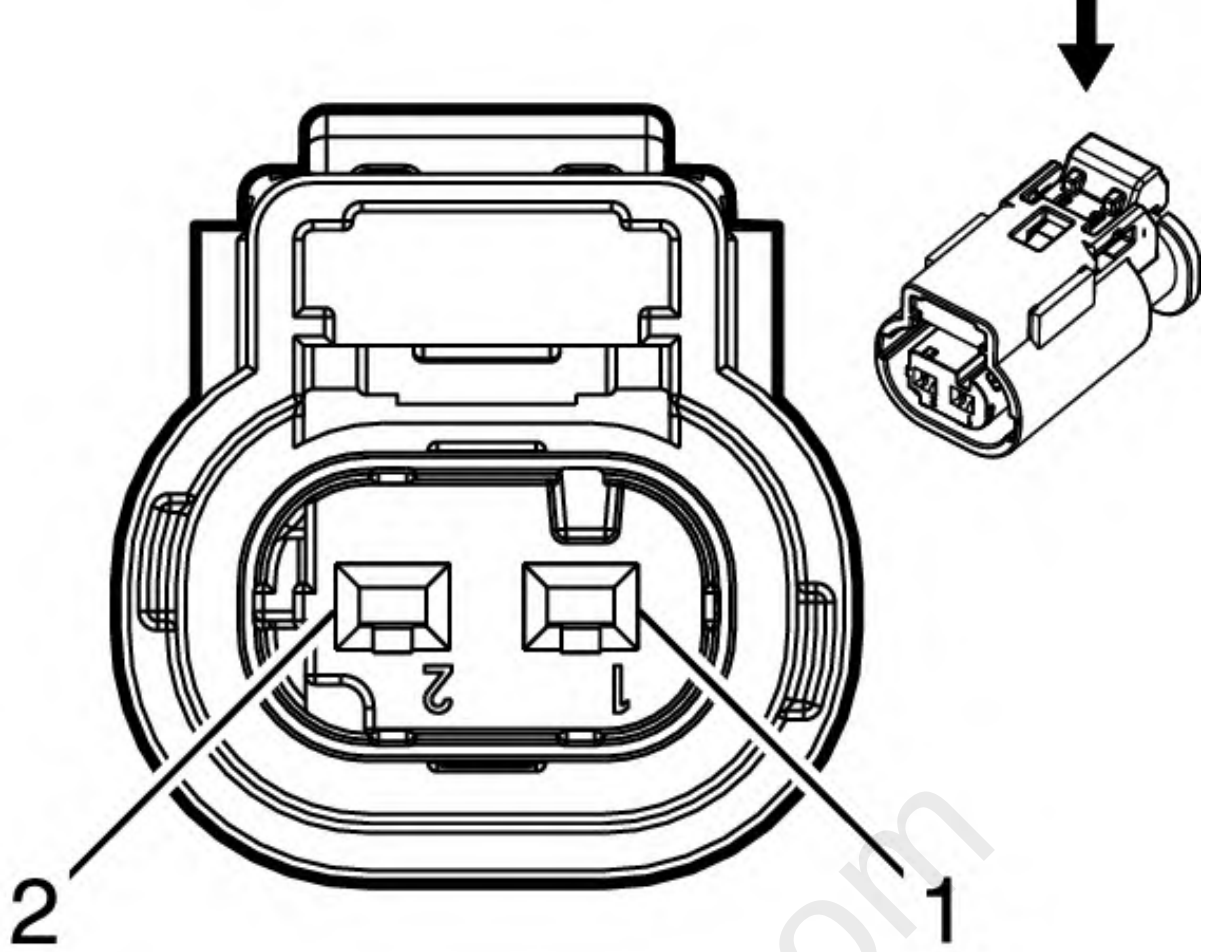

Connector Part Information

- Harness Type: Engine
- OEM Connector: 13503566
- Service Connector: 13587326
- Description: 2-Way F 1.2 Multilock Series, Sealed (BK)

Terminal Part Information

Terminal Type ID	Terminated Lead	Diagnostic Test Probe	Terminal Removal Tool	Service Terminal	Tray Name	Core Crimp	Insulation Crimp
I	Not Required	J-35616-16 (LT GN)	No Tool Required	Not Required	Not Required	Not Required	Not Required

Pin	Size	Color	Circuit	Function	Terminal Type ID	Option
1	0.5	GY/BU	5282	Camshaft Phaser Exhaust Solenoid 1	I	LTG
2	0.5	BK/VT	6754	Cam Phaser X Low Reference	I	-

Q6E CAMSHAFT POSITION ACTUATOR SOLENOID VALVE - EXHAUST (LYX)

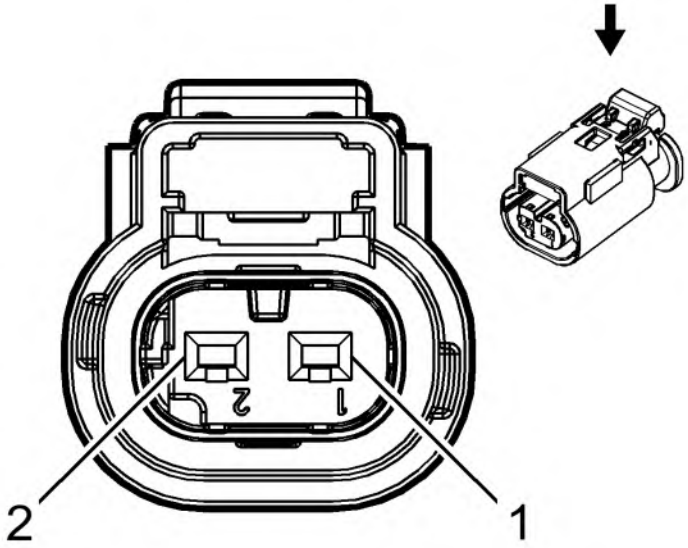

Connector Part Information

- Harness Type: Engine
- OEM Connector: 13503567
- Service Connector: 13587325
- Description: 2-Way F 1.2 Multilock Series, Sealed (L-GY)

Terminal Part Information

Terminal Type ID	Terminated Lead	Diagnostic Test Probe	Terminal Removal Tool	Service Terminal	Tray Name	Core Crimp	Insulation Crimp
I	Not Required	J-35616-16 (LT GN)	No Tool Required	Not Required	Not Required	Not Required	Not Required

Pin	Size	Color	Circuit	Function	Terminal Type ID	Option
1	0.5	GY/BU	5282	Camshaft Phaser Exhaust Solenoid 1	I	LYX
2	0.5	BK/VT	6754	Cam Phaser X Low Reference	I	LYX

Q6F CAMSHAFT POSITION ACTUATOR SOLENOID VALVE - INTAKE (LTG/LYX)

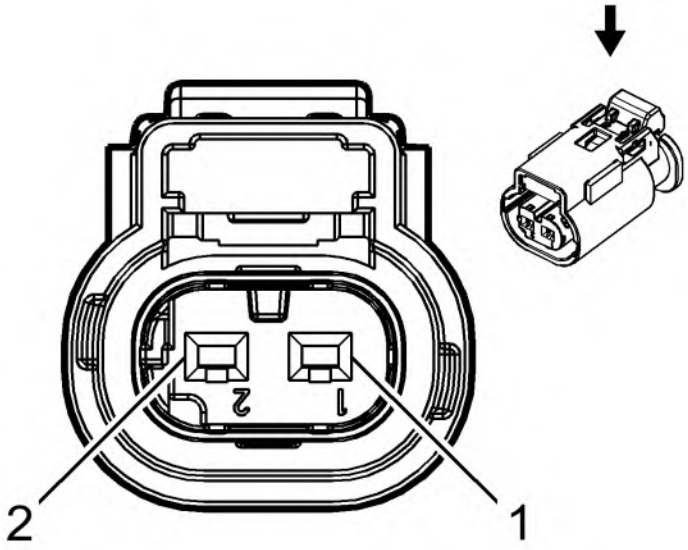

Connector Part Information

- Harness Type: Engine
- OEM Connector: 13503567
- Service Connector: 13587325
- Description: 2-Way F 1.2 Multilock Series, Sealed (L-GY)

Terminal Part Information

Terminal Type ID	Terminated Lead	Diagnostic Test Probe	Terminal Removal Tool	Service Terminal	Tray Name	Core Crimp	Insulation Crimp
I	Not Required	J-35616-16 (LT GN)	No Tool Required	Not Required	Not Required	Not Required	Not Required

Pin	Size	Color	Circuit	Function	Terminal Type ID	Option
1	0.5	VT/BN	5284	Camshaft Phaser Intake Solenoid 1	I	-
2	0.5	BK/BN	6753	Cam Phaser W Low Reference	I	-

Q8 CONTROL SOLENOID VALVE ASSEMBLY X1 (MHG/MNH/MNK)

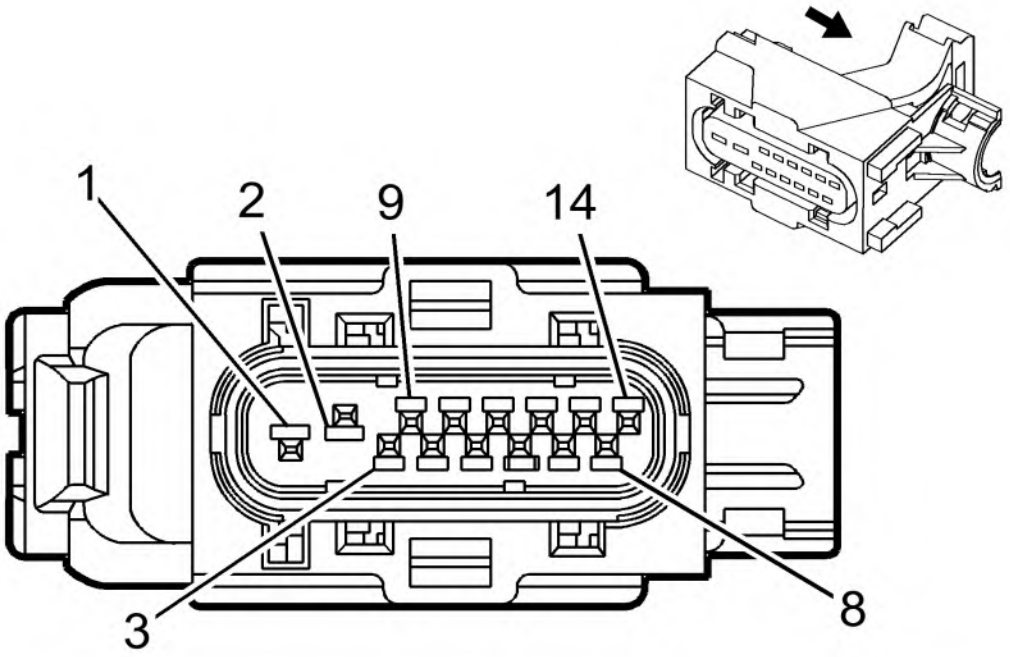

Connector Part Information

- Harness Type: Engine
- OEM Connector: 13522378
- Service Connector: 13503939
- Description: 14-Way F 150, 280 GT Series, Sealed (L-GY)

Terminal Part Information

Terminal Type ID	Terminated Lead	Diagnostic Test Probe	Terminal Removal Tool	Service Terminal	Tray Name	Core Crimp	Insulation Crimp
I	13575400	J-35616-14 (GN)	J-38125-553	15326267	Delphi 19	E	4
II	13576356	J-35616-4A (PU)	J-38125-553	15304719	Delphi 19	2	5

Pin	Size	Color	Circuit	Function	Terminal Type ID	Option
1	1	RD/VT	340	Battery Positive Voltage	II	-
2	1	BK/WH	151	Signal Ground	II	-
3	0.5	WH/GY	1786	Transmission Park/Neutral Signal 1	I	-
4 - 5	-	-	-	Not Occupied	-	-
6	0.5	BU	2500	High Speed GMLAN Serial Data (+) 1	I	-
7	0.5	BU	2500	High Speed GMLAN Serial Data (+) 1	I	-
8	0.5	WH	2501	High Speed GMLAN Serial Data (-) 1	I	-
9 - 11	-	-	-	Not Occupied	-	-
12	0.5	VT/GN	439	Run/Crank Ignition 1 Voltage	I	-
13	0.5	VT/YE	5985	Accessory Wakeup Serial Data	I	MNH/MHG
14	0.5	WH	2501	High Speed GMLAN Serial Data (-) 1	I	-

Q8 CONTROL SOLENOID VALVE ASSEMBLY X2 (MHG/MNH/MNK)

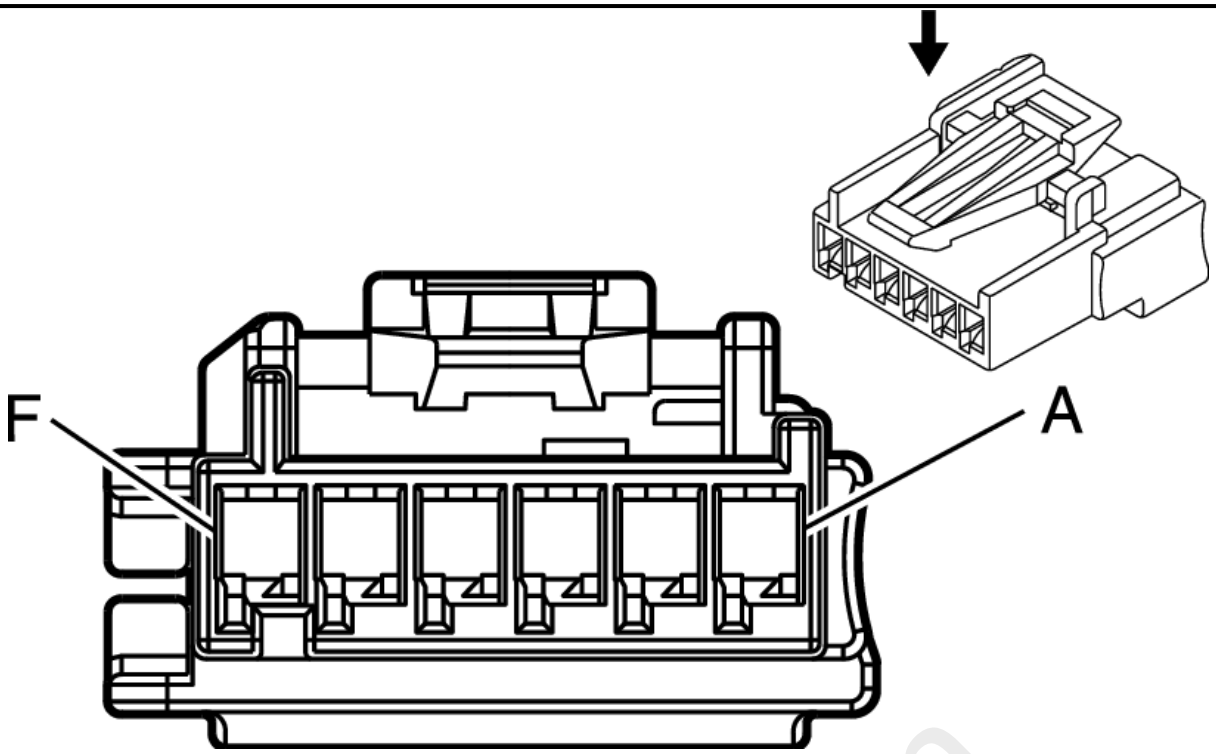

Connector Part Information

- Harness Type: Automatic Transmission
- OEM Connector: 13540209
- Service Connector: Service by Harness - See Part Catalog
- Description: 6-Way F 150.2 Micro-Pack Series, Sealed (BU)

Terminal Part Information

Terminal Type ID	Terminated Lead	Diagnostic Test Probe	Terminal Removal Tool	Service Terminal	Tray Name	Core Crimp	Insulation Crimp
I	Not Required	No Tool Required	No Tool Required	Not Required	Not Required	Not Required	Not Required

Pin	Size	Color	Circuit	Function	Terminal Type ID	Option
A	0.5	WH/GY	1786	Transmission Park/Neutral Signal 1	I	-
B	0.5	BN/WH	771	Transmission Position Switch Bit 1 Signal	I	-
C	0.5	YE	772	Transmission Position Switch Bit 2 Signal	I	-
D	0.5	GY	773	Transmission Position Switch Bit 3 Signal	I	-
E	0.5	WH	776	Transmission Position Switch Parity Bit Signal	I	-
F	0.5	BK	50	Ground	I	-

Q8 CONTROL SOLENOID VALVE ASSEMBLY X3 (MHG/MNH/MNK)

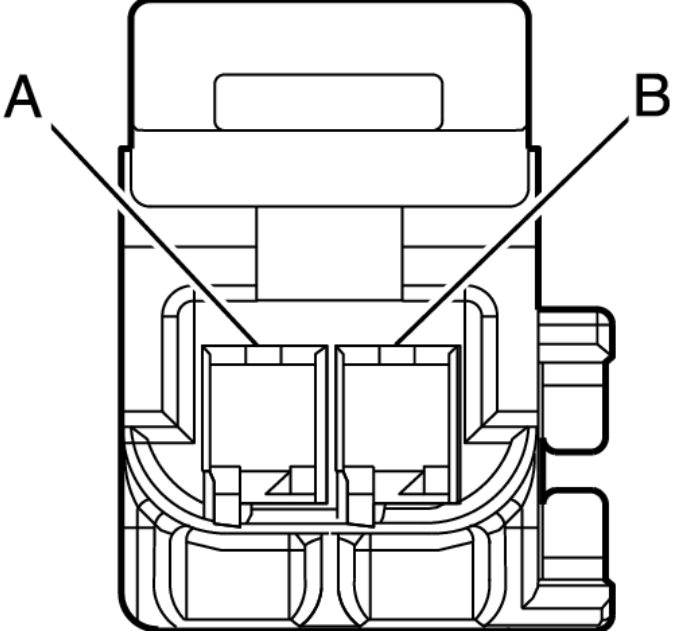

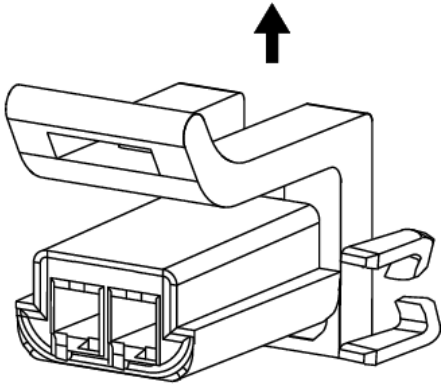

Connector Part Information

- Harness Type: Transmission Input Speed Sensor
- OEM Connector: 13586529
- Service Connector: Service by Harness - See Part Catalog
- Description: 2-Way F 150.2 Metri-Pack Series (CR)

Terminal Part Information

Terminal Type ID	Terminated Lead	Diagnostic Test Probe	Terminal Removal Tool	Service Terminal	Tray Name	Core Crimp	Insulation Crimp
I	Not Required	Not Available	No Tool Required	Not Required	Not Required	Not Required	Not Required

Pin	Size	Color	Circuit	Function	Terminal Type ID	Option
A	0.5	WH	4174	Transmission Speed Input Signal High	I	-
B	0.5	BK	4173	Transmission Speed Input Signal Low	I	-

Q8 CONTROL SOLENOID VALVE ASSEMBLY X4 (MHG/MNH/MNK)

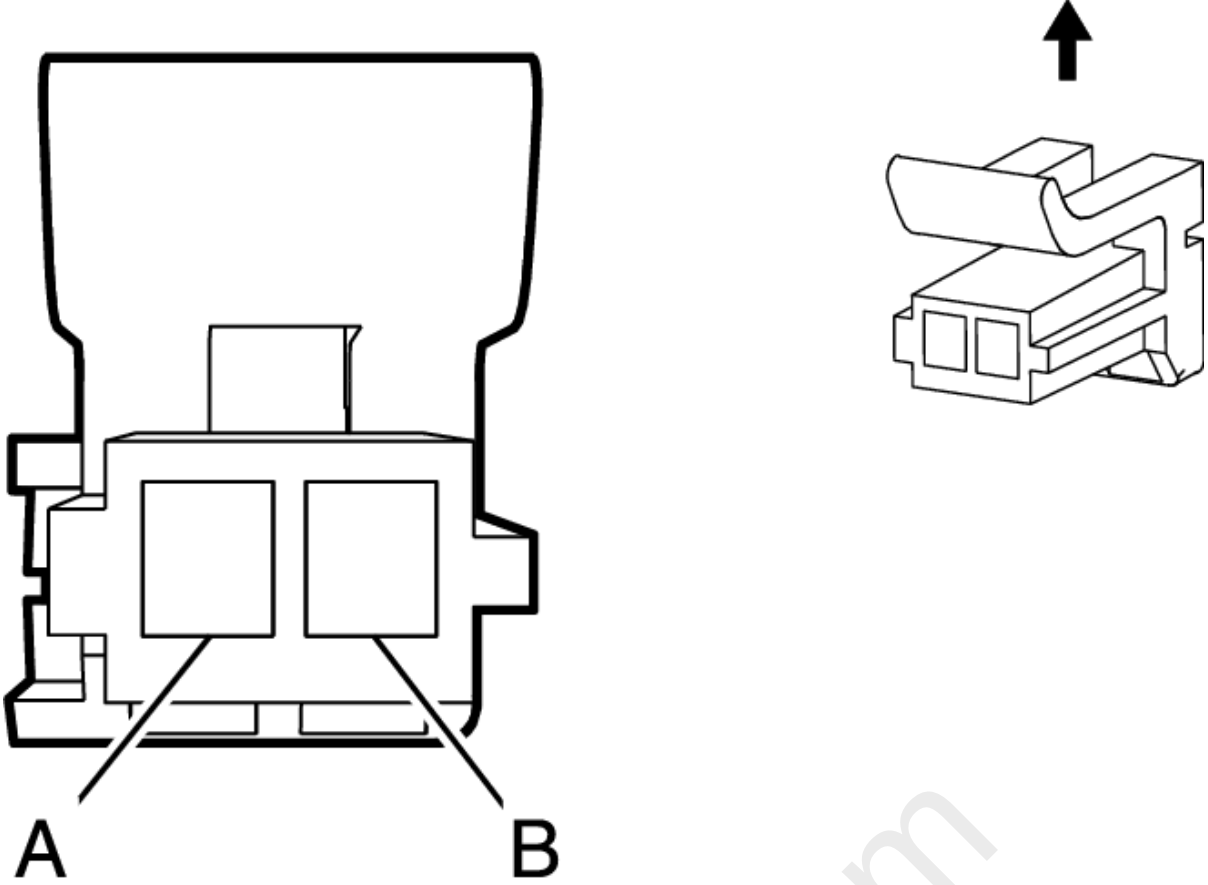

Connector Part Information

- Harness Type: Transmission Output Speed Sensor
- OEM Connector: 13543034
- Service Connector: Service by Harness - See Part Catalog
- Description: 2-Way F 150.2 Metri-Pack Series (BU)

Terminal Part Information

Terminal Type ID	Terminated Lead	Diagnostic Test Probe	Terminal Removal Tool	Service Terminal	Tray Name	Core Crimp	Insulation Crimp
I	Not Required	Not Available	No Tool Required	Not Required	Not Required	Not Required	Not Required

Pin	Size	Color	Circuit	Function	Terminal Type ID	Option
A	0.5	WH	6355	Output Speed High Signal Output	I	-
B	0.5	BK	6356	Output Speed Low Signal	I	-

Q12 EVAPORATIVE EMISSION PURGE SOLENOID VALVE (LTG/LYX)

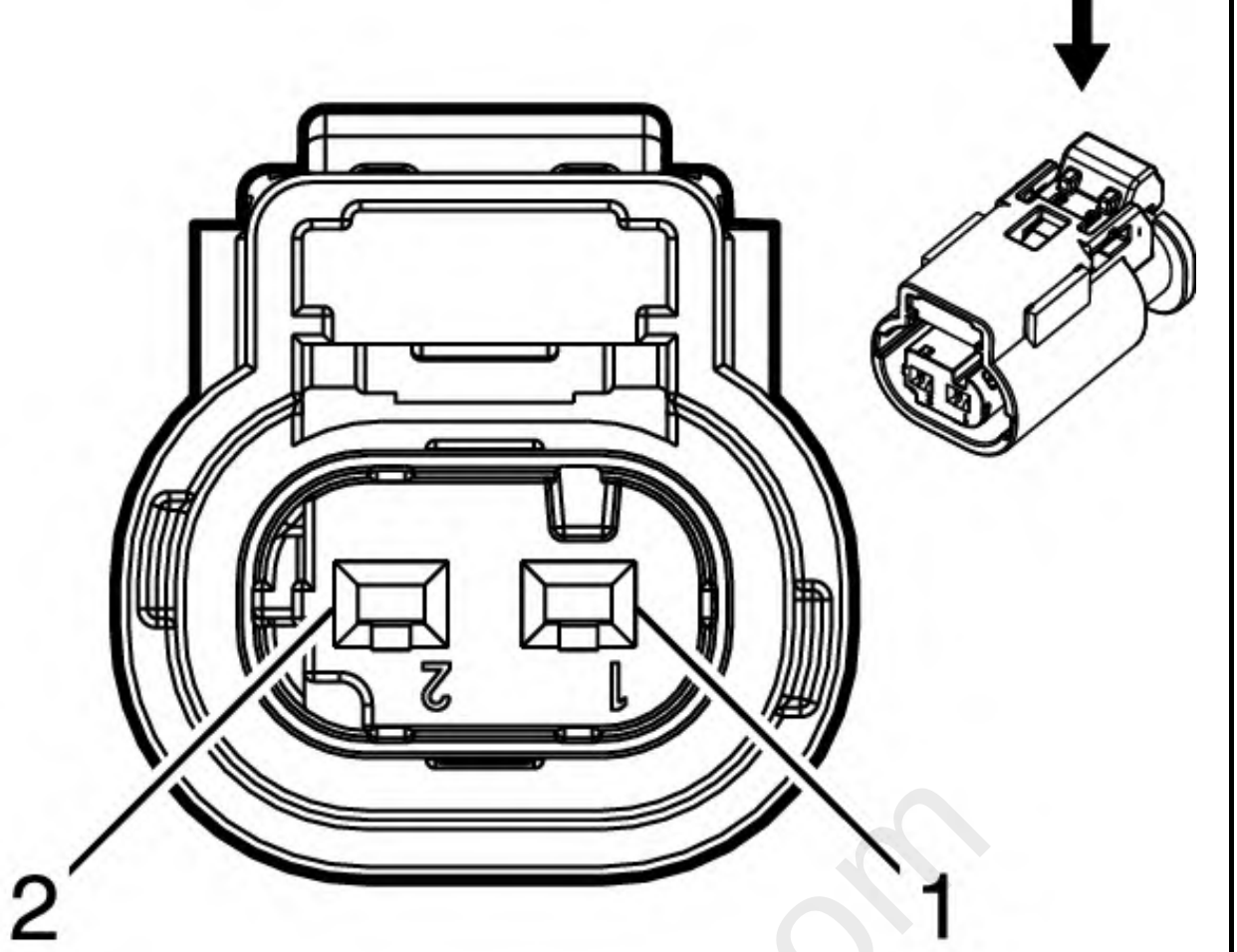

Connector Part Information

- Harness Type: Engine
- OEM Connector: 13503566
- Service Connector: 13587326
- Description: 2-Way F 1.2 Multilock Series, Sealed (BK)

Terminal Part Information

Terminal Type ID	Terminated Lead	Diagnostic Test Probe	Terminal Removal Tool	Service Terminal	Tray Name	Core Crimp	Insulation Crimp
I	Not Required	J-35616-16 (LT GN)	No Tool Required	Not Required	Not Required	Not Required	Not Required

Pin	Size	Color	Circuit	Function	Terminal Type ID	Option
1	0.5	VT/BU	5293	Powertrain Main Relay Fused Supply 4	I	-
2	0.5	GN/BU	428	EVAP Canister Purge Solenoid Control	I	-

Q13 EVAPORATIVE EMISSION VENT SOLENOID VALVE (LTG/LYX)

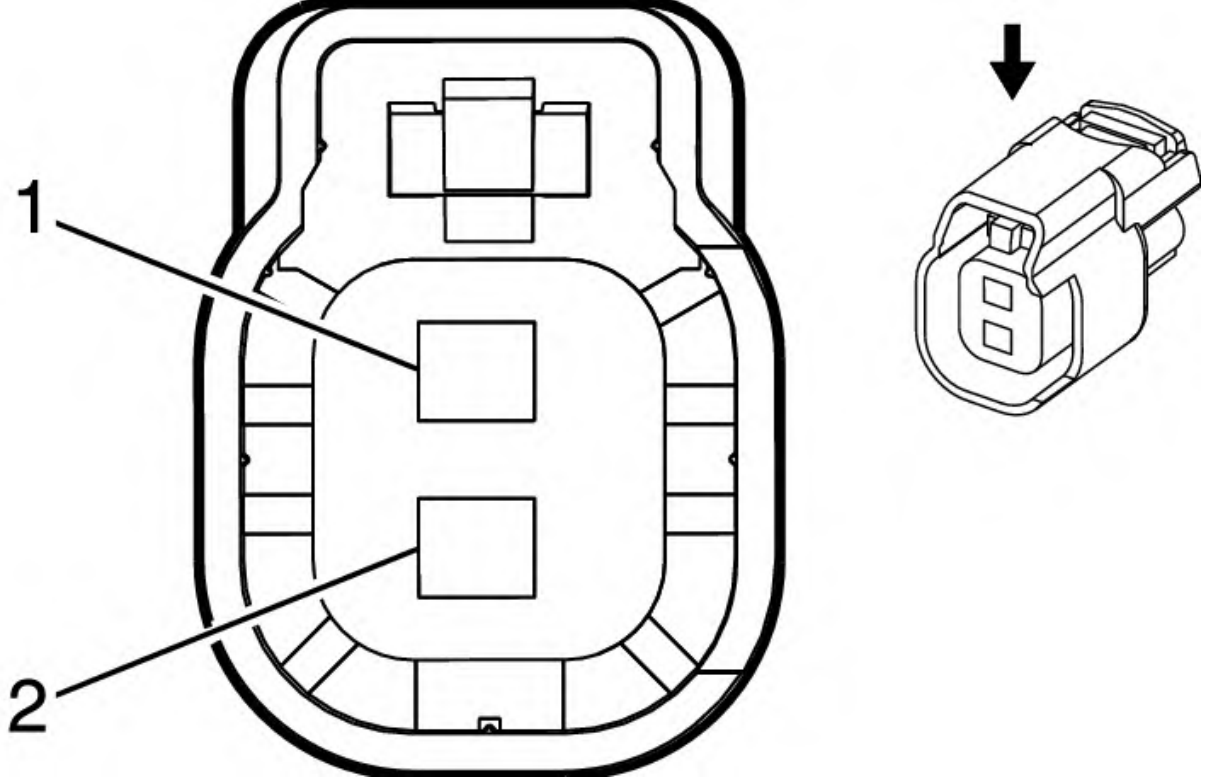

Connector Part Information

- Harness Type: Fuel Tank
- OEM Connector: 13503511
- Service Connector: Service by Harness - See Part Catalog
- Description: 2-Way F 1.5 Series, Sealed (BK)

Terminal Part Information

Terminal Type ID	Terminated Lead	Diagnostic Test Probe	Terminal Removal Tool	Service Terminal	Tray Name	Core Crimp	Insulation Crimp
I	Not Required	J-35616-2A (GY)	No Tool Required	Not Required	Not Required	Not Required	Not Required

Pin	Size	Color	Circuit	Function	Terminal Type ID	Option
1	0.5	WH	1310	EVAP Canister Vent Solenoid Control	I	-
2	0.5	RD/VT	542	Battery Positive Voltage	I	-

Q14 EXHAUST GAS RECIRCULATION VALVE (LH7)

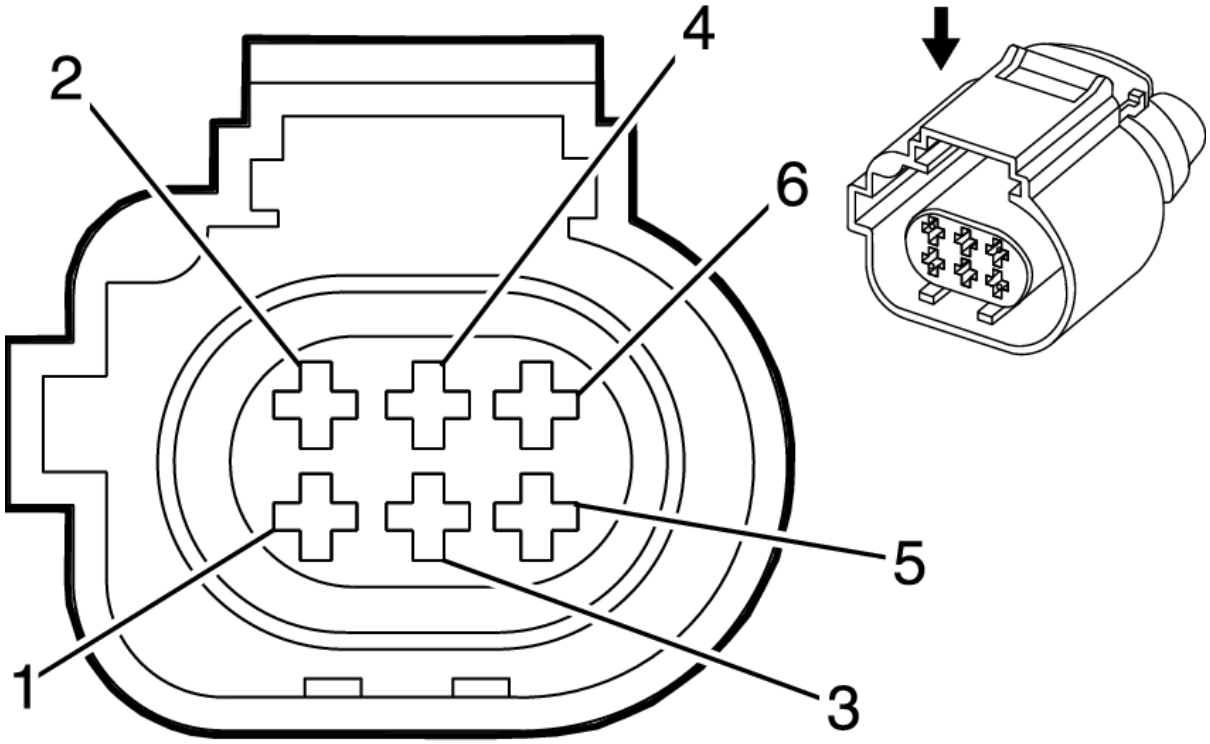

Connector Part Information

- Harness Type: Engine
- OEM Connector: 55571437
- Service Connector: 19368732
- Description: 6-Way F 1.6 Micro-Timer Series, Sealed (BN)

Terminal Part Information

Terminal Type ID	Terminated Lead	Diagnostic Test Probe	Terminal Removal Tool	Service Terminal	Tray Name	Core Crimp	Insulation Crimp
I	Not Required	J-35616-14 (GN)	No Tool Required	Not Required	Not Required	Not Required	Not Required

Pin	Size	Color	Circuit	Function	Terminal Type ID	Option
1	0.5	BU/RD	5047	Exhaust Gas Recirculation 5V Reference 1	I	LH7
2	0.5	VT/BK	5746	Exhaust Gas Recirculation Valve Motor Low Signal	I	LH7
3	0.5	BK/BN	2753	Exhaust Gas Recirculation Sensor Low Reference	I	LH7
4	-	-	-	Not Occupied	-	-
5	0.5	BN/WH	5763	Exhaust Gas Recirculation Valve Sensor Signal	I	LH7
6	0.5	WH/VT	5764	Exhaust Gas Recirculation Valve Motor High Signal	I	LH7

Q17A FUEL INJECTOR 1 (LH7)

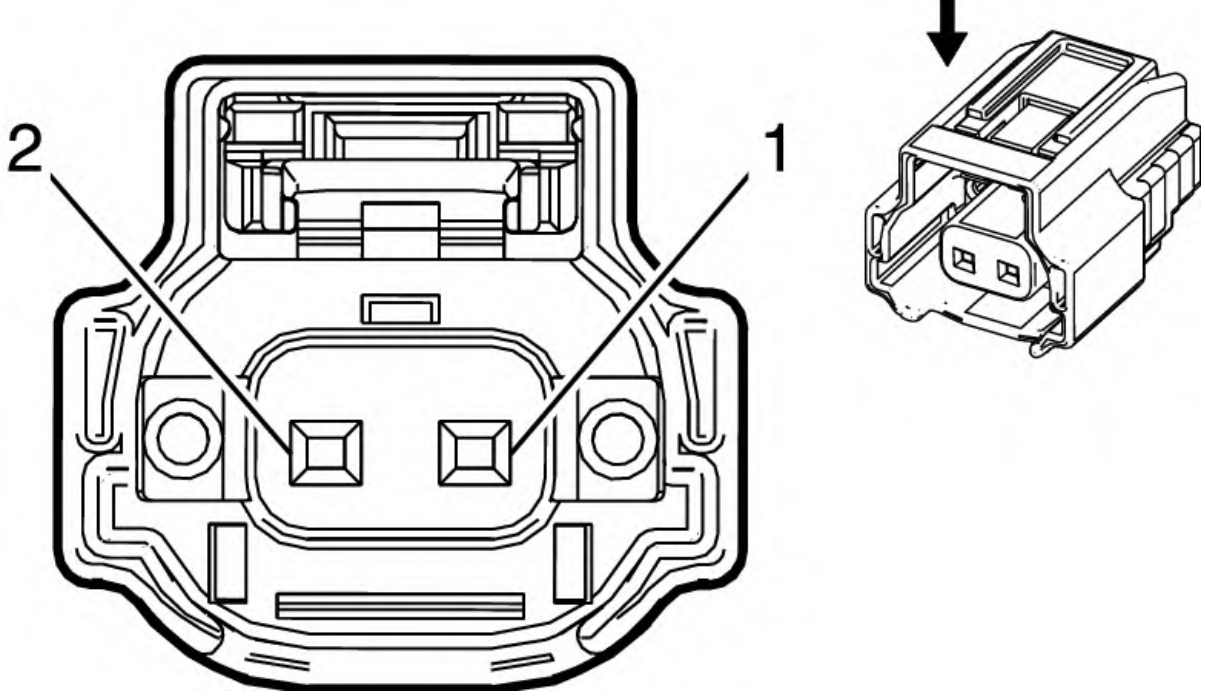

Connector Part Information

- Harness Type: Engine
- OEM Connector: 55573377
- Service Connector: 13407097
- Description: 2-Way F 090 DL Series, Sealed (BK)

Terminal Part Information

Terminal Type ID	Terminated Lead	Diagnostic Test Probe	Terminal Removal Tool	Service Terminal	Tray Name	Core Crimp	Insulation Crimp
I	Not Required	J-35616-18 (BK)	No Tool Required	Not Required	Not Required	Not Required	Not Required

Pin	Size	Color	Circuit	Function	Terminal Type ID	Option
1	1.5	BN/WH	4901	Direct Fuel Injector (DFI) High Voltage Supply Cylinder 1	I	LH7
2	1.5	BN	4801	Direct Fuel Injector (DFI) High Voltage Control Cylinder 1	I	LH7

Q17A FUEL INJECTOR 1 (LTG)

mcx30.com

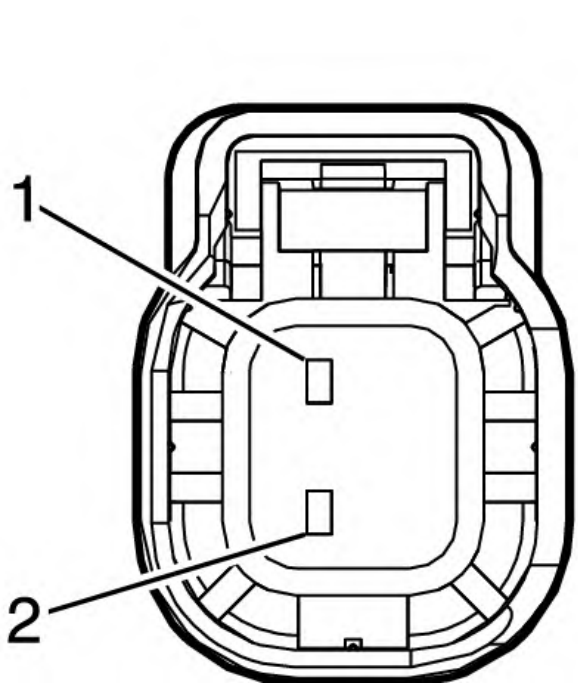

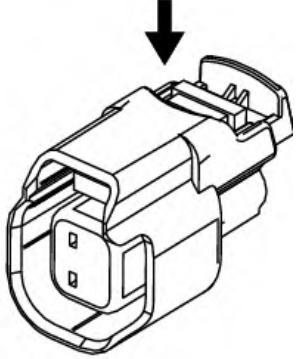

Connector Part Information

- Harness Type: Fuel Injector
- OEM Connector: 13580239
- Service Connector: Service by Harness - See Part Catalog
- Description: 2-Way F 1.5 Series, Sealed (BK)

Terminal Part Information

Terminal Type ID	Terminated Lead	Diagnostic Test Probe	Terminal Removal Tool	Service Terminal	Tray Name	Core Crimp	Insulation Crimp
I	Not Required	No Tool Required	No Tool Required	Not Required	Not Required	Not Required	Not Required

Pin	Size	Color	Circuit	Function	Terminal Type ID	Option
1	0.75	BN	4801	Direct Fuel Injector (DFI) High Voltage Control Cylinder 1	I	-
2	0.75	BN/WH	4901	Direct Fuel Injector (DFI) High Voltage Supply Cylinder 1	I	-

Q17A FUEL INJECTOR 1 (LYX)

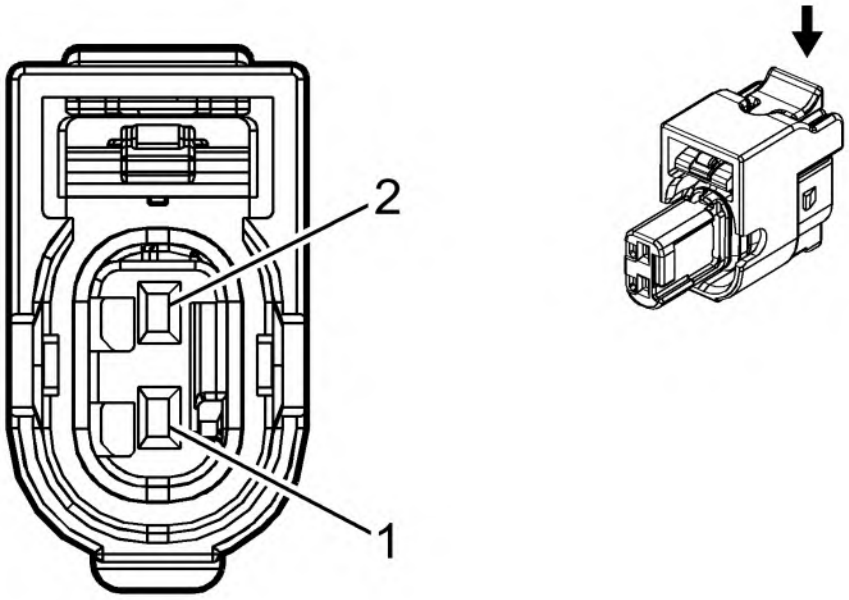

Connector Part Information

- Harness Type: Fuel Injector
- OEM Connector: 2098641-1
- Service Connector: Service by Harness - See Part Catalog
- Description: 2-Way F 1.2 MCP Series, Sealed (BN)

Terminal Part Information

Terminal Type ID	Terminated Lead	Diagnostic Test Probe	Terminal Removal Tool	Service Terminal	Tray Name	Core Crimp	Insulation Crimp
I	Not Required	J-35616-16 (LT GN)	No Tool Required	Not Required	Not Required	Not Required	Not Required

Pin	Size	Color	Circuit	Function	Terminal Type ID	Option
1	0.75	BN	4801	Direct Fuel Injector (DFI) High Voltage Control Cylinder 1	I	-
2	0.75	BN/WH	4901	Direct Fuel Injector (DFI) High Voltage Supply Cylinder 1	I	-

Q17B FUEL INJECTOR 2 (LH7)

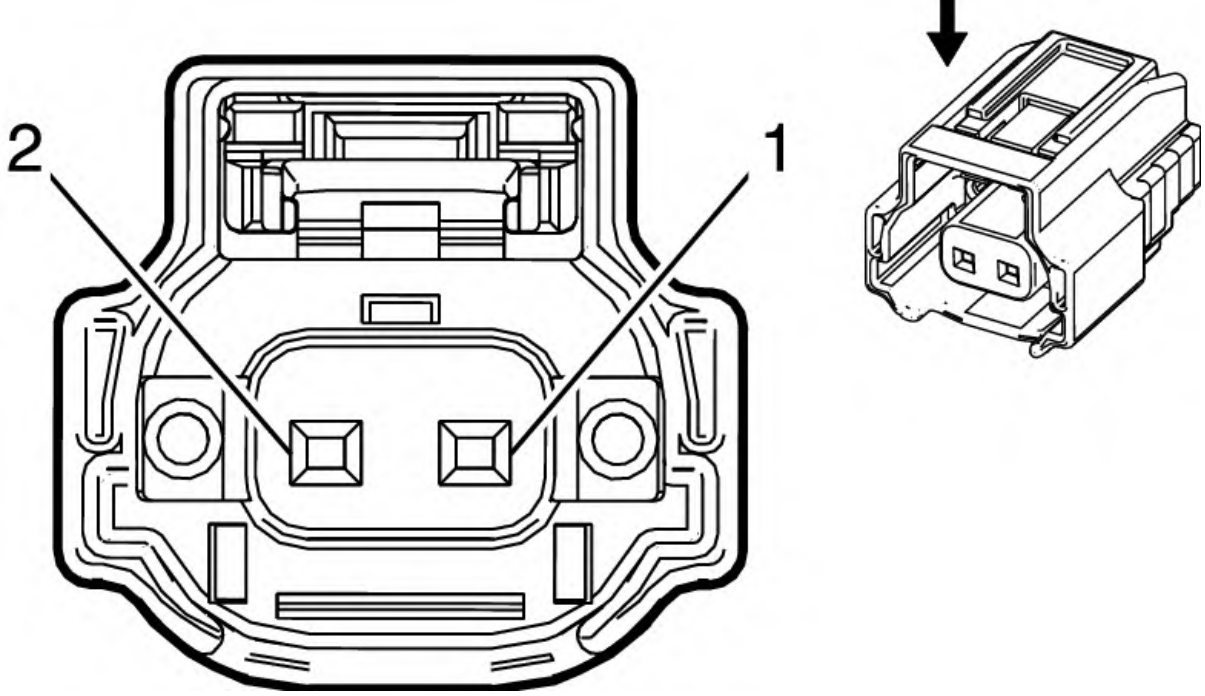

Connector Part Information

- Harness Type: Engine
- OEM Connector: 55573377
- Service Connector: 13407097
- Description: 2-Way F 090 DL Series, Sealed (BK)

Terminal Part Information

Terminal Type ID	Terminated Lead	Diagnostic Test Probe	Terminal Removal Tool	Service Terminal	Tray Name	Core Crimp	Insulation Crimp
I	Not Required	J-35616-18 (BK)	No Tool Required	Not Required	Not Required	Not Required	Not Required

Pin	Size	Color	Circuit	Function	Terminal Type ID	Option
1	1.5	BU/GY	4902	Direct Fuel Injector (DFI) High Voltage Supply Cylinder 2	I	LH7
2	1.5	BU	4802	Direct Fuel Injector (DFI) High Voltage Control Cylinder 2	I	LH7

Q17B FUEL INJECTOR 2 (LTG)

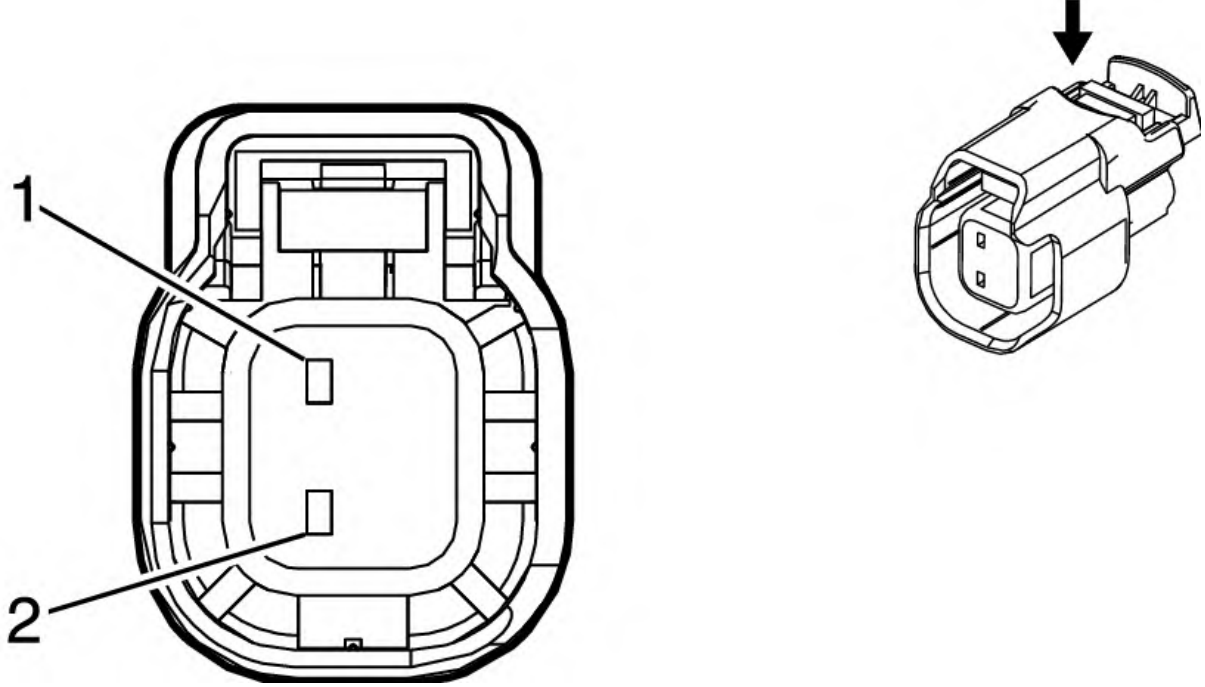

Connector Part Information

- Harness Type: Fuel Injector
- OEM Connector: 13580239
- Service Connector: Service by Harness - See Part Catalog
- Description: 2-Way F 1.5 Series, Sealed (BK)

Terminal Part Information

Terminal Type ID	Terminated Lead	Diagnostic Test Probe	Terminal Removal Tool	Service Terminal	Tray Name	Core Crimp	Insulation Crimp
I	Not Required	No Tool Required	No Tool Required	Not Required	Not Required	Not Required	Not Required

Pin	Size	Color	Circuit	Function	Terminal Type ID	Option
1	0.75	BU	4802	Direct Fuel Injector (DFI) High Voltage Control Cylinder 2	I	-
2	0.75	BU/GY	4902	Direct Fuel Injector (DFI) High Voltage Supply Cylinder 2	I	-

Q17B FUEL INJECTOR 2 (LYX)

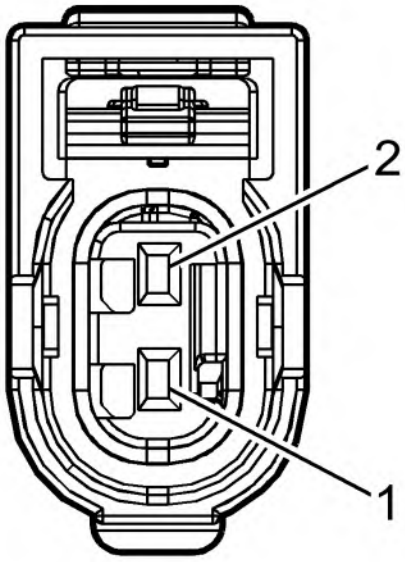

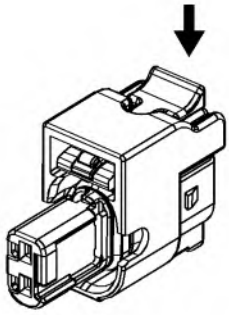

Connector Part Information

- Harness Type: Fuel Injector
- OEM Connector: 2098641-1
- Service Connector: Service by Harness - See Part Catalog
- Description: 2-Way F 1.2 MCP Series, Sealed (BN)

Terminal Part Information

Terminal Type ID	Terminated Lead	Diagnostic Test Probe	Terminal Removal Tool	Service Terminal	Tray Name	Core Crimp	Insulation Crimp
I	Not Required	J-35616-16 (LT GN)	No Tool Required	Not Required	Not Required	Not Required	Not Required

Pin	Size	Color	Circuit	Function	Terminal Type ID	Option
1	0.75	BU	4802	Direct Fuel Injector (DFI) High Voltage Control Cylinder 2	I	-
2	0.75	BU/GY	4902	Direct Fuel Injector (DFI) High Voltage Supply Cylinder 2	I	-

Q17C FUEL INJECTOR 3 (LH7)

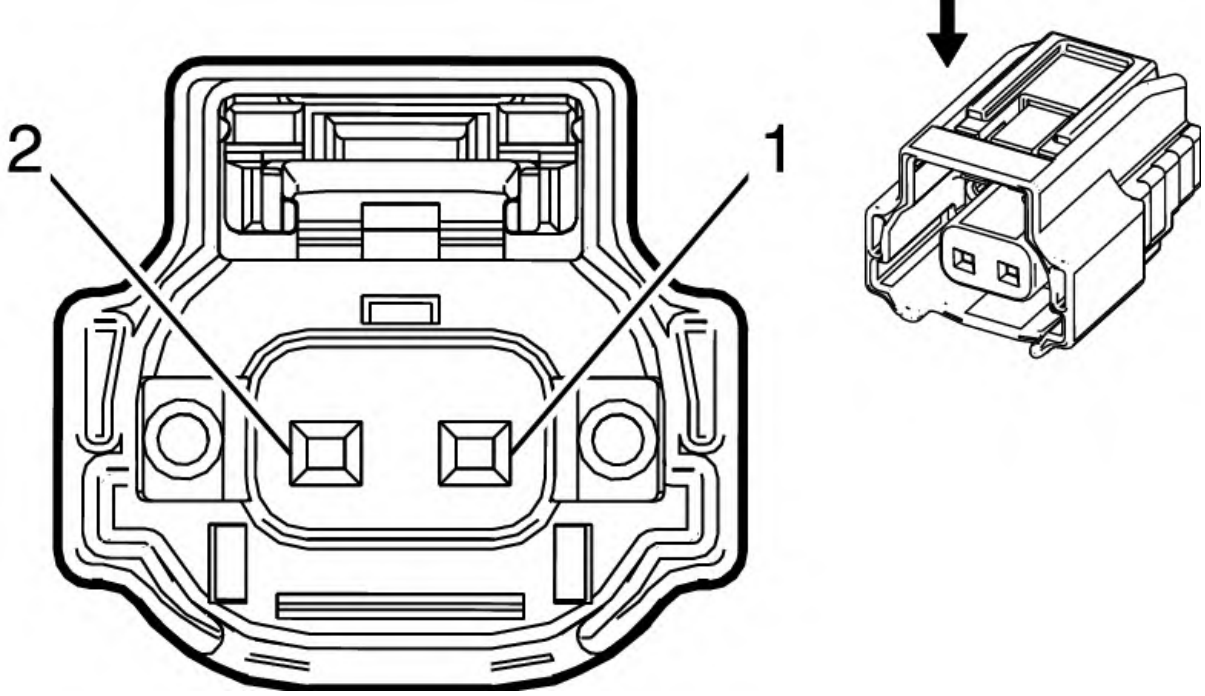

Connector Part Information

- Harness Type: Engine
- OEM Connector: 55573377
- Service Connector: 13407097
- Description: 2-Way F 090 DL Series, Sealed (BK)

Terminal Part Information

Terminal Type ID	Terminated Lead	Diagnostic Test Probe	Terminal Removal Tool	Service Terminal	Tray Name	Core Crimp	Insulation Crimp
I	Not Required	J-35616-18 (BK)	No Tool Required	Not Required	Not Required	Not Required	Not Required

Pin	Size	Color	Circuit	Function	Terminal Type ID	Option
1	1.5	GN/GY	4903	Direct Fuel Injector (DFI) High Voltage Supply Cylinder 3	I	LH7
2	1.5	GN	4803	Direct Fuel Injector (DFI) High Voltage Control Cylinder 3	I	LH7

Q17C FUEL INJECTOR 3 (LTG)

mcx30.com

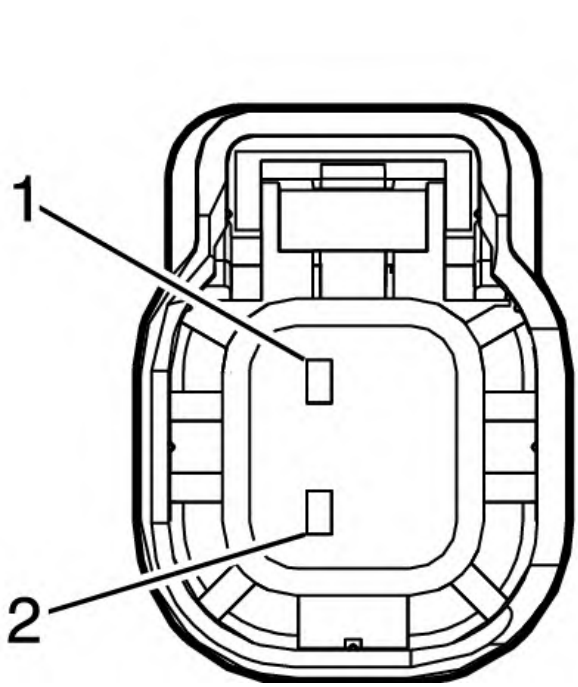

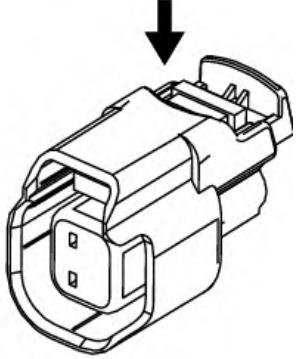

Connector Part Information

- Harness Type: Fuel Injector
- OEM Connector: 13580239
- Service Connector: Service by Harness - See Part Catalog
- Description: 2-Way F 1.5 Series, Sealed (BK)

Terminal Part Information

Terminal Type ID	Terminated Lead	Diagnostic Test Probe	Terminal Removal Tool	Service Terminal	Tray Name	Core Crimp	Insulation Crimp
I	Not Required	No Tool Required	No Tool Required	Not Required	Not Required	Not Required	Not Required

Pin	Size	Color	Circuit	Function	Terminal Type ID	Option
1	0.75	GN	4803	Direct Fuel Injector (DFI) High Voltage Control Cylinder 3	I	-
2	0.75	GN/GY	4903	Direct Fuel Injector (DFI) High Voltage Supply Cylinder 3	I	-

Q17C FUEL INJECTOR 3 (LYX)

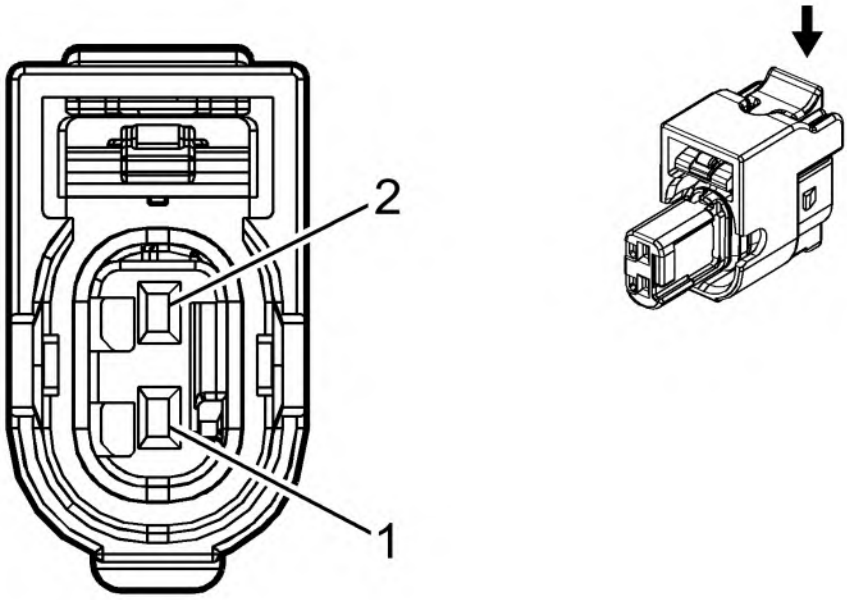

Connector Part Information

- Harness Type: Fuel Injector
- OEM Connector: 2098641-1
- Service Connector: Service by Harness - See Part Catalog
- Description: 2-Way F 1.2 MCP Series, Sealed (BN)

Terminal Part Information

Terminal Type ID	Terminated Lead	Diagnostic Test Probe	Terminal Removal Tool	Service Terminal	Tray Name	Core Crimp	Insulation Crimp
I	Not Required	J-35616-16 (LT GN)	No Tool Required	Not Required	Not Required	Not Required	Not Required

Pin	Size	Color	Circuit	Function	Terminal Type ID	Option
1	0.75	GN	4803	Direct Fuel Injector (DFI) High Voltage Control Cylinder 3	I	-
2	0.75	GN/GY	4903	Direct Fuel Injector (DFI) High Voltage Supply Cylinder 3	I	-

Q17D FUEL INJECTOR 4 (LH7)

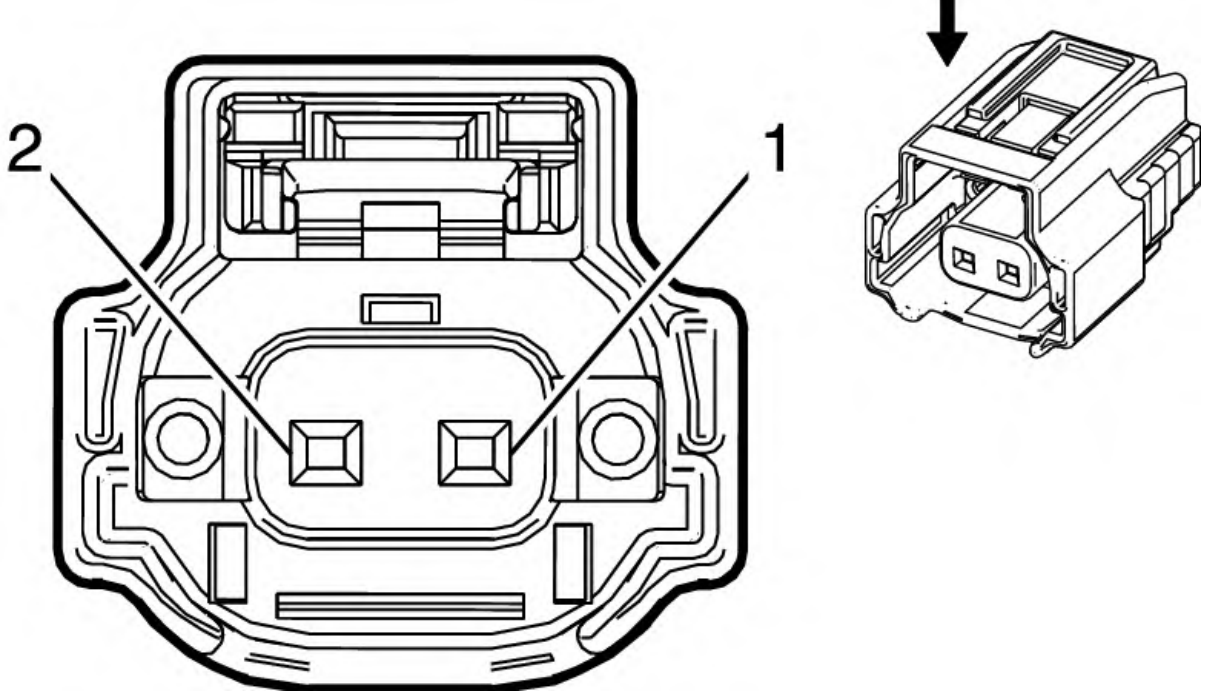

Connector Part Information

- Harness Type: Engine
- OEM Connector: 55573377
- Service Connector: 13407097
- Description: 2-Way F 090 DL Series, Sealed (BK)

Terminal Part Information

Terminal Type ID	Terminated Lead	Diagnostic Test Probe	Terminal Removal Tool	Service Terminal	Tray Name	Core Crimp	Insulation Crimp
I	Not Required	J-35616-18 (BK)	No Tool Required	Not Required	Not Required	Not Required	Not Required

Pin	Size	Color	Circuit	Function	Terminal Type ID	Option
1	1.5	BU/WH	4904	Direct Fuel Injector (DFI) High Voltage Supply Cylinder 4	I	LH7
2	1.5	GY/BU	4804	Direct Fuel Injector (DFI) High Voltage Control Cylinder 4	I	LH7

Q17D FUEL INJECTOR 4 (LTG)

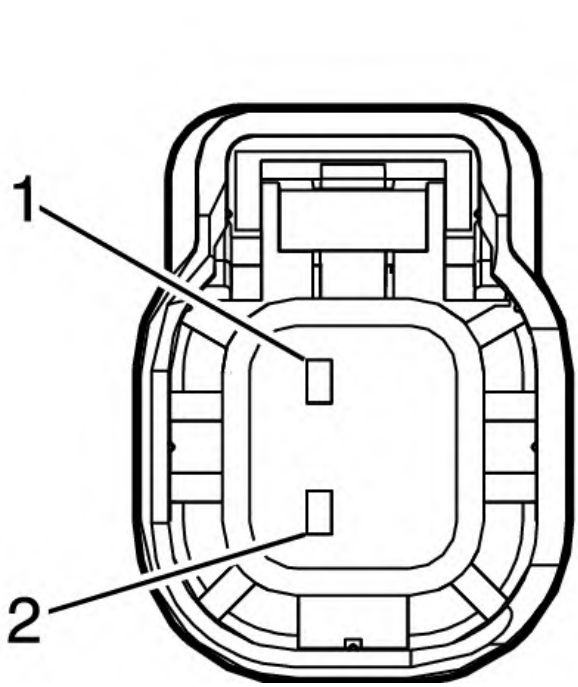

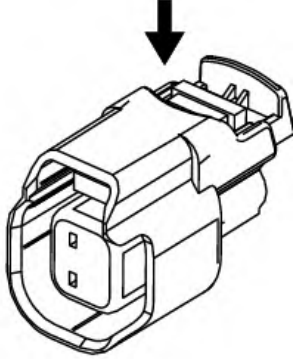

Connector Part Information

- Harness Type: Fuel Injector
- OEM Connector: 13580239
- Service Connector: Service by Harness - See Part Catalog
- Description: 2-Way F 1.5 Series, Sealed (BK)

Terminal Part Information

Terminal Type ID	Terminated Lead	Diagnostic Test Probe	Terminal Removal Tool	Service Terminal	Tray Name	Core Crimp	Insulation Crimp
I	Not Required	No Tool Required	No Tool Required	Not Required	Not Required	Not Required	Not Required

Pin	Size	Color	Circuit	Function	Terminal Type ID	Option
1	0.75	GY/BU	4804	Direct Fuel Injector (DFI) High Voltage Control Cylinder 4	I	-
2	0.75	BU/WH	4904	Direct Fuel Injector (DFI) High Voltage Supply Cylinder 4	I	-

Q17D FUEL INJECTOR 4 (LYX)

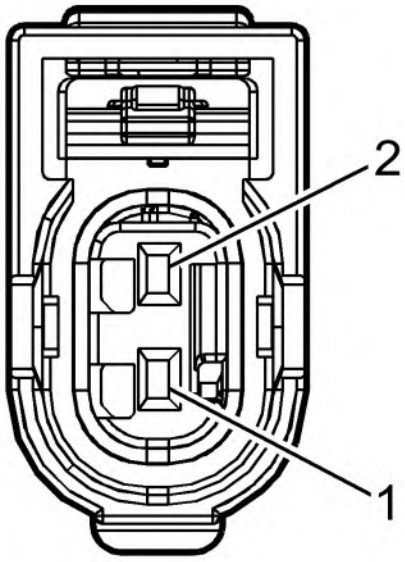

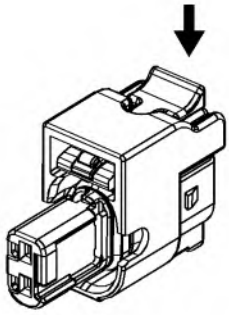

Connector Part Information

- Harness Type: Fuel Injector
- OEM Connector: 2098641-1
- Service Connector: Service by Harness - See Part Catalog
- Description: 2-Way F 1.2 MCP Series, Sealed (BN)

Terminal Part Information

Terminal Type ID	Terminated Lead	Diagnostic Test Probe	Terminal Removal Tool	Service Terminal	Tray Name	Core Crimp	Insulation Crimp
I	Not Required	J-35616-16 (LT GN)	No Tool Required	Not Required	Not Required	Not Required	Not Required

Pin	Size	Color	Circuit	Function	Terminal Type ID	Option
1	0.75	GY/BU	4804	Direct Fuel Injector (DFI) High Voltage Control Cylinder 4	I	-
2	0.75	BU/WH	4904	Direct Fuel Injector (DFI) High Voltage Supply Cylinder 4	I	-

Q18A FUEL PRESSURE REGULATOR 1 (LH7)

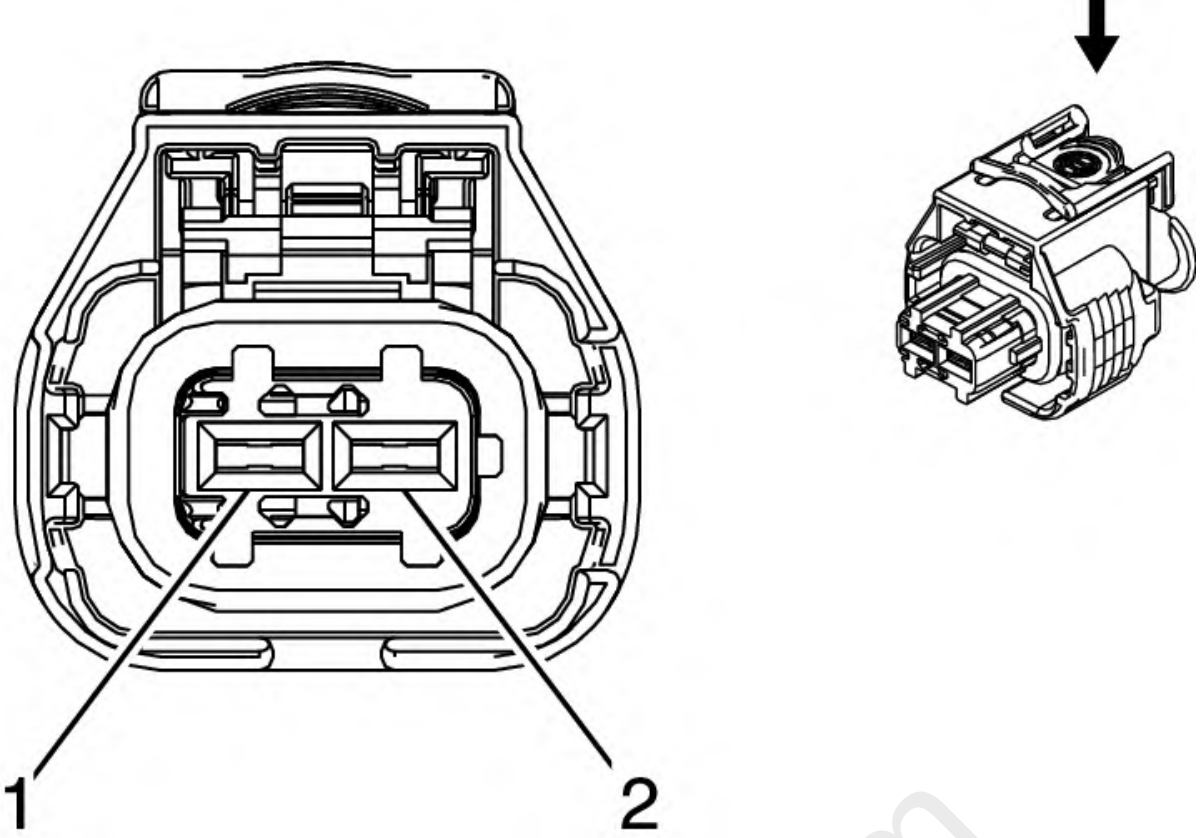

Connector Part Information

- Harness Type: Engine
- OEM Connector: 13343443
- Service Connector: 13384371
- Description: 2-Way F 2.8 Series, Sealed (BK)

Terminal Part Information

Terminal Type ID	Terminated Lead	Diagnostic Test Probe	Terminal Removal Tool	Service Terminal	Tray Name	Core Crimp	Insulation Crimp
I	Not Required	J-35616-35 (VT)	No Tool Required	Not Required	Not Required	Not Required	Not Required

Pin	Size	Color	Circuit	Function	Terminal Type ID	Option
1	0.5	YE	2928	Fuel Metering Valve High Control	I	LH7
2	0.5	BN/BK	2929	Fuel Metering Valve Low Control	I	LH7

Q18B FUEL PRESSURE REGULATOR 2 (LH7)

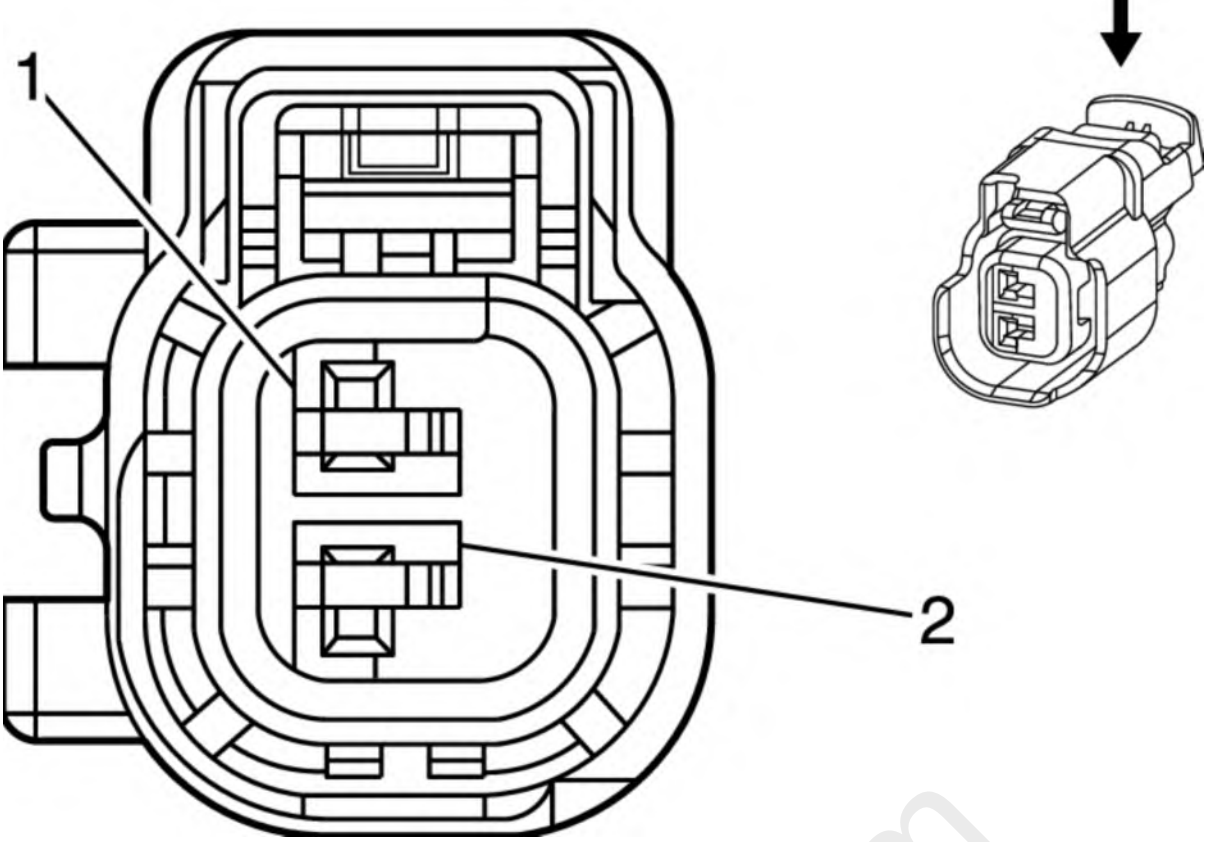

Connector Part Information

- Harness Type: Engine
- OEM Connector: 34062-0001
- Service Connector: 19355450
- Description: 2-Way F 1.5 Series, Sealed (BK)

Terminal Part Information

Terminal Type ID	Terminated Lead	Diagnostic Test Probe	Terminal Removal Tool	Service Terminal	Tray Name	Core Crimp	Insulation Crimp
I	Not Required	J-35616-2A (GY)	No Tool Required	Not Required	Not Required	Not Required	Not Required

Pin	Size	Color	Circuit	Function	Terminal Type ID	Option
1	0.5	BU/WH	2530	Fuel Rail Pressure Solenoid Control	I	LH7
2	0.5	BK/YE	2834	Fuel Rail Pressure Solenoid Low Reference	I	LH7

Q20 INTAKE AIR FLOW VALVE (LH7)

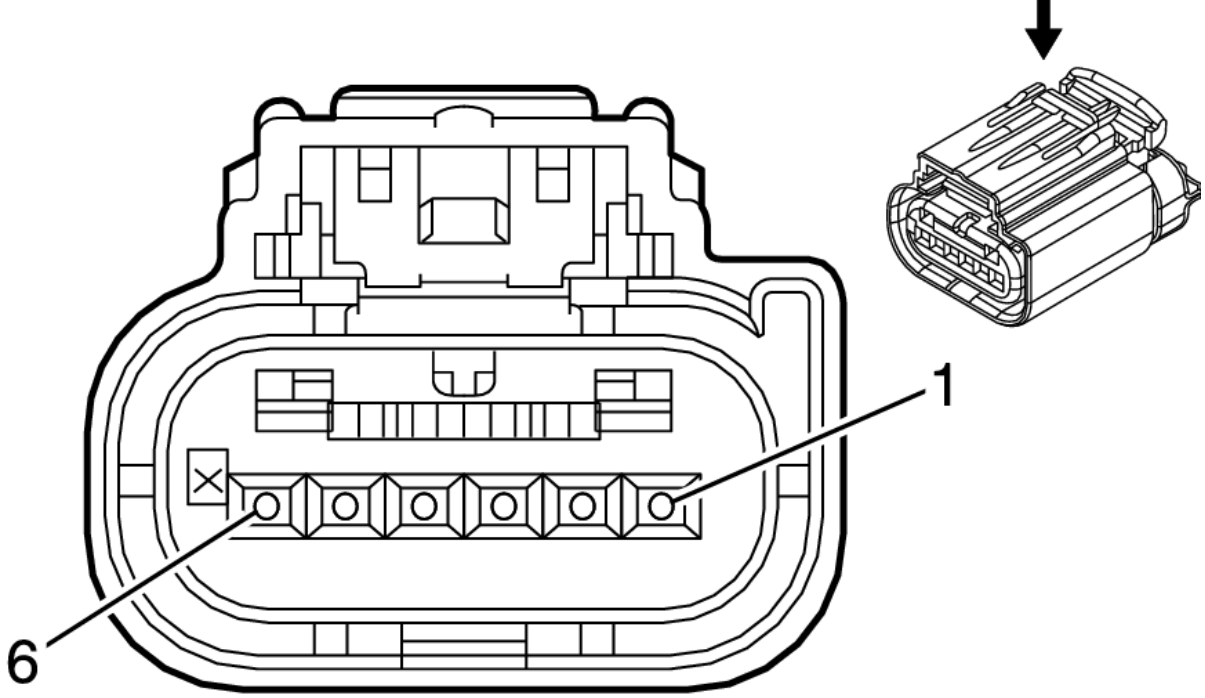

Connector Part Information

- Harness Type: Engine
- OEM Connector: 13505967
- Service Connector: 13586581
- Description: 6-Way F 0.64 GET Series, Sealed (BK)

Terminal Part Information

Terminal Type ID	Terminated Lead	Diagnostic Test Probe	Terminal Removal Tool	Service Terminal	Tray Name	Core Crimp	Insulation Crimp
I	Not Required	J-35616-64B (LT BU)	No Tool Required	Not Required	Not Required	Not Required	Not Required

Pin	Size	Color	Circuit	Function	Terminal Type ID	Option
1	0.5	YE	581	Throttle Actuator Control Open	I	LH7
2	0.5	BN/WH	582	Throttle Actuator Control Close	I	LH7
3	0.5	BU/WH	3630	Throttle Position Sensor (SENT1) Signal	I	LH7
4	0.5	BK/BN	2752	Throttle Position Sensor Low Reference	I	LH7
5	0.5	BN/RD	2701	Throttle Position Sensor 5V Reference	I	LH7
6	-	-	-	Not Occupied	-	-

Q38 THROTTLE BODY (LTG/LYX)

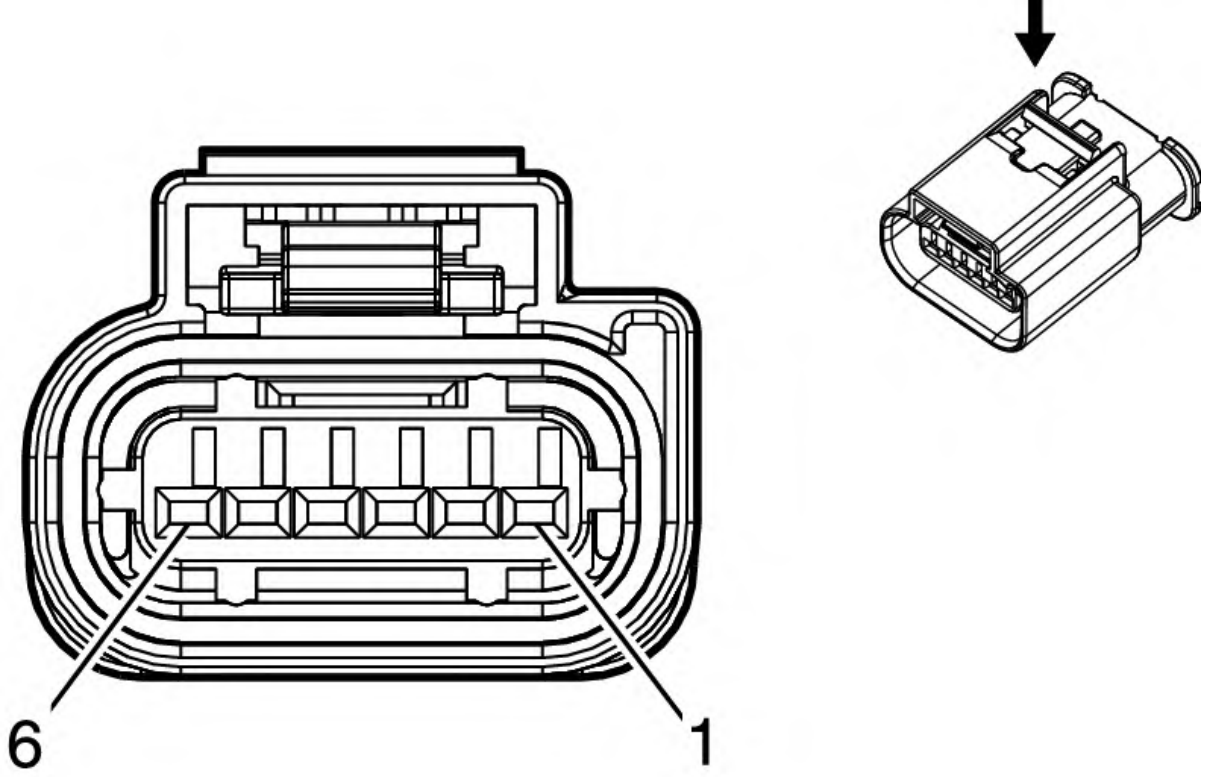

Connector Part Information

- Harness Type: Engine
- OEM Connector: 13507087
- Service Connector: 19352911
- Description: 6-Way F 1.2 MCON Series, Sealed (BK)

Terminal Part Information

Terminal Type ID	Terminated Lead	Diagnostic Test Probe	Terminal Removal Tool	Service Terminal	Tray Name	Core Crimp	Insulation Crimp
I	Not Required	J-35616-16 (LT GN)	No Tool Required	Not Required	Not Required	Not Required	Not Required

Pin	Size	Color	Circuit	Function	Terminal Type ID	Option
1	0.5	YE	581	Throttle Actuator Control Open	I	-
2	0.5	BN/WH	582	Throttle Actuator Control Close	I	-
3	0.5	BU/WH	3630	Throttle Position Sensor (SENT1) Signal	I	-
4	0.5	BK/BN	2752	Throttle Position Sensor Low Reference	I	-
5	0.5	BN/RD	2701	Throttle Position Sensor 5V Reference	I	-
6	-	-	-	Not Occupied	-	-

Q40 TURBOCHARGER BYPASS SOLENOID VALVE (LTG/LYX)

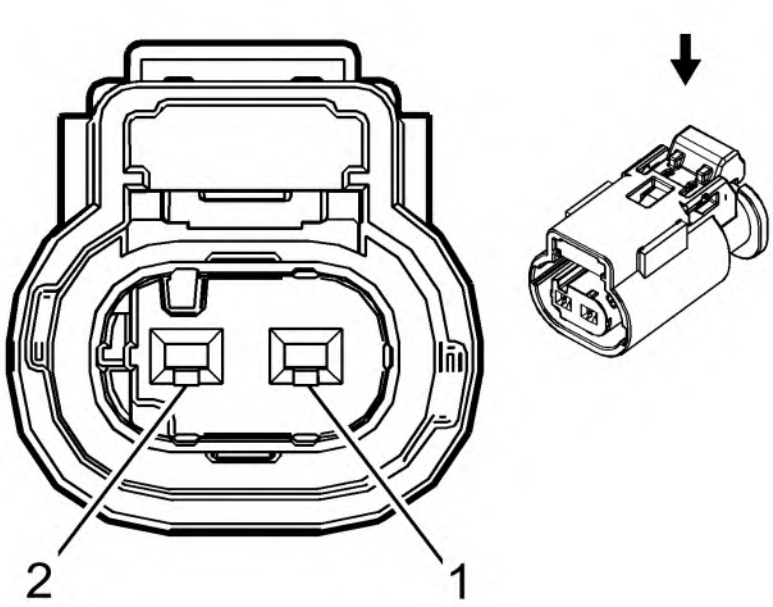

Connector Part Information

- Harness Type: Engine
- OEM Connector: 13503568
- Service Connector: 13587321
- Description: 2-Way F 1.2 Multilock Series, Sealed (D-GY)

Terminal Part Information

Terminal Type ID	Terminated Lead	Diagnostic Test Probe	Terminal Removal Tool	Service Terminal	Tray Name	Core Crimp	Insulation Crimp
I	Not Required	J-35616-16 (LT GN)	No Tool Required	Not Required	Not Required	Not Required	Not Required

Pin	Size	Color	Circuit	Function	Terminal Type ID	Option
1	0.5	VT/BU	5293	Powertrain Main Relay Fused Supply 4	I	-
2	0.5	GN	3060	Turbo Bypass Solenoid Control Bank 1	I	-

Q41 TURBOCHARGER VANE POSITION CONTROL SOLENOID VALVE (LH7)

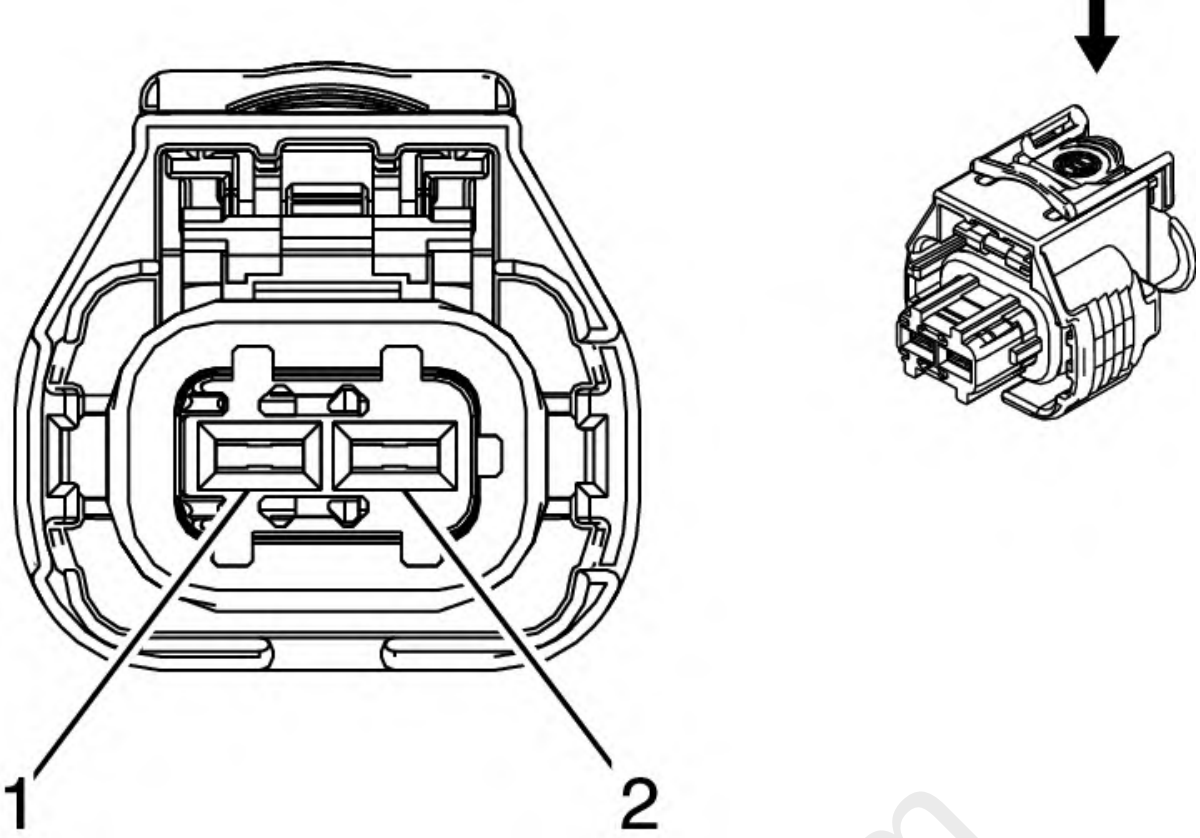

Connector Part Information

- Harness Type: Engine
- OEM Connector: 13343443
- Service Connector: 13384371
- Description: 2-Way F 2.8 Series, Sealed (BK)

Terminal Part Information

Terminal Type ID	Terminated Lead	Diagnostic Test Probe	Terminal Removal Tool	Service Terminal	Tray Name	Core Crimp	Insulation Crimp
I	Not Required	J-35616-35 (VT)	No Tool Required	Not Required	Not Required	Not Required	Not Required

Pin	Size	Color	Circuit	Function	Terminal Type ID	Option
1	0.5	WH/BK	5931	Variable Nozzle Turbo Solenoid Low Signal	I	LH7
2	0.5	GY/BU	5930	Variable Nozzle Turbo Solenoid High Signal	I	LH7

Q42 TURBOCHARGER WASTEGATE SOLENOID VALVE (LTG)

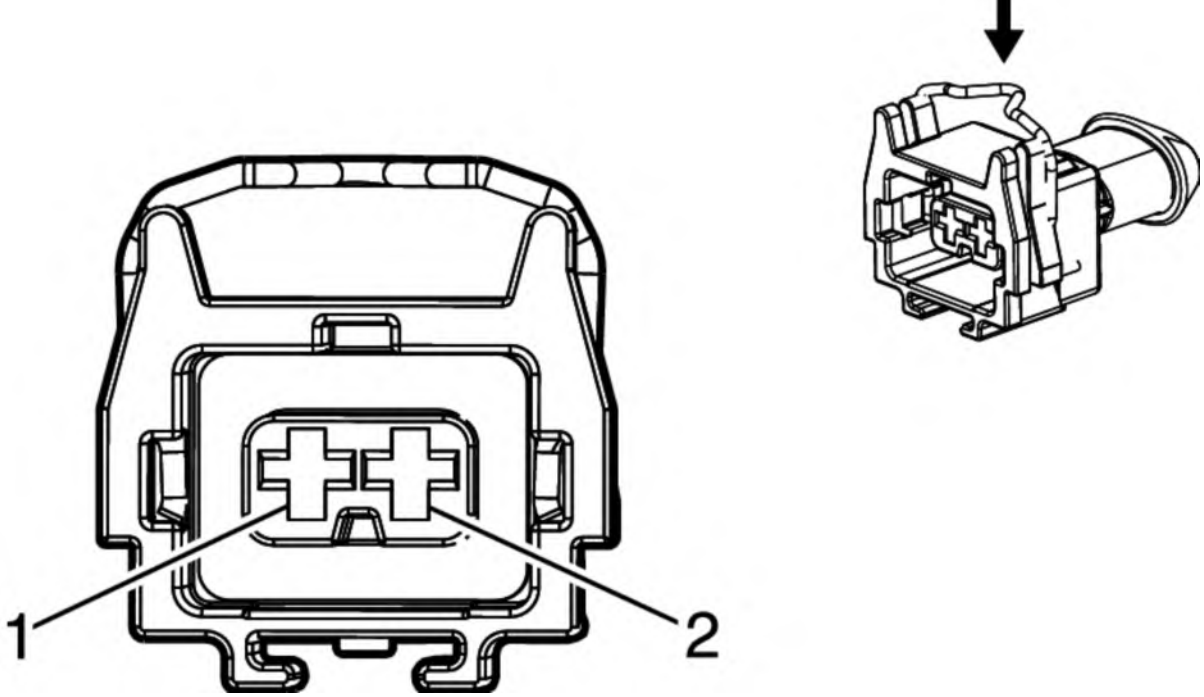

Connector Part Information

- Harness Type: Engine
- OEM Connector: 13596651
- Service Connector: 19331009
- Description: 2-Way F 2.8 Timer Series, Sealed (BK)

Terminal Part Information

Terminal Type ID	Terminated Lead	Diagnostic Test Probe	Terminal Removal Tool	Service Terminal	Tray Name	Core Crimp	Insulation Crimp
I	Not Required	J-35616-35 (VT)	No Tool Required	Not Required	Not Required	Not Required	Not Required

Pin	Size	Color	Circuit	Function	Terminal Type ID	Option
1	0.5	VT/BU	5293	Powertrain Main Relay Fused Supply 4	I	LTG
2	0.5	BN/YE	258	Waste Gate Solenoid Control	I	LTG

Q42 TURBOCHARGER WASTEGATE SOLENOID VALVE (LYX)

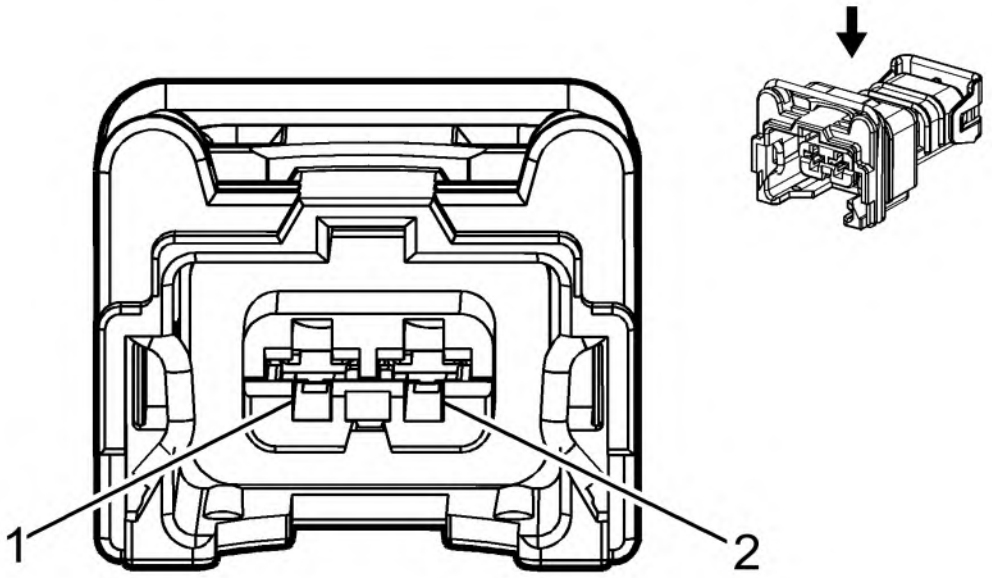

Connector Part Information

- Harness Type: Engine
- OEM Connector: 55565698
- Service Connector: 13577536
- Description: 2-Way F 2.8 DCS Series, Sealed (BK)

Terminal Part Information

Terminal Type ID	Terminated Lead	Diagnostic Test Probe	Terminal Removal Tool	Service Terminal	Tray Name	Core Crimp	Insulation Crimp
I	Not Required	J-35616-35 (VT)	No Tool Required	Not Required	Not Required	Not Required	Not Required

Pin	Size	Color	Circuit	Function	Terminal Type ID	Option
1	0.5	BN/YE	258	Waste Gate Solenoid Control	I	LYX
2	0.5	VT/BU	5293	Powertrain Main Relay Fused Supply 4	I	LYX

Q44 ENGINE OIL PRESSURE CONTROL SOLENOID VALVE (LH7)

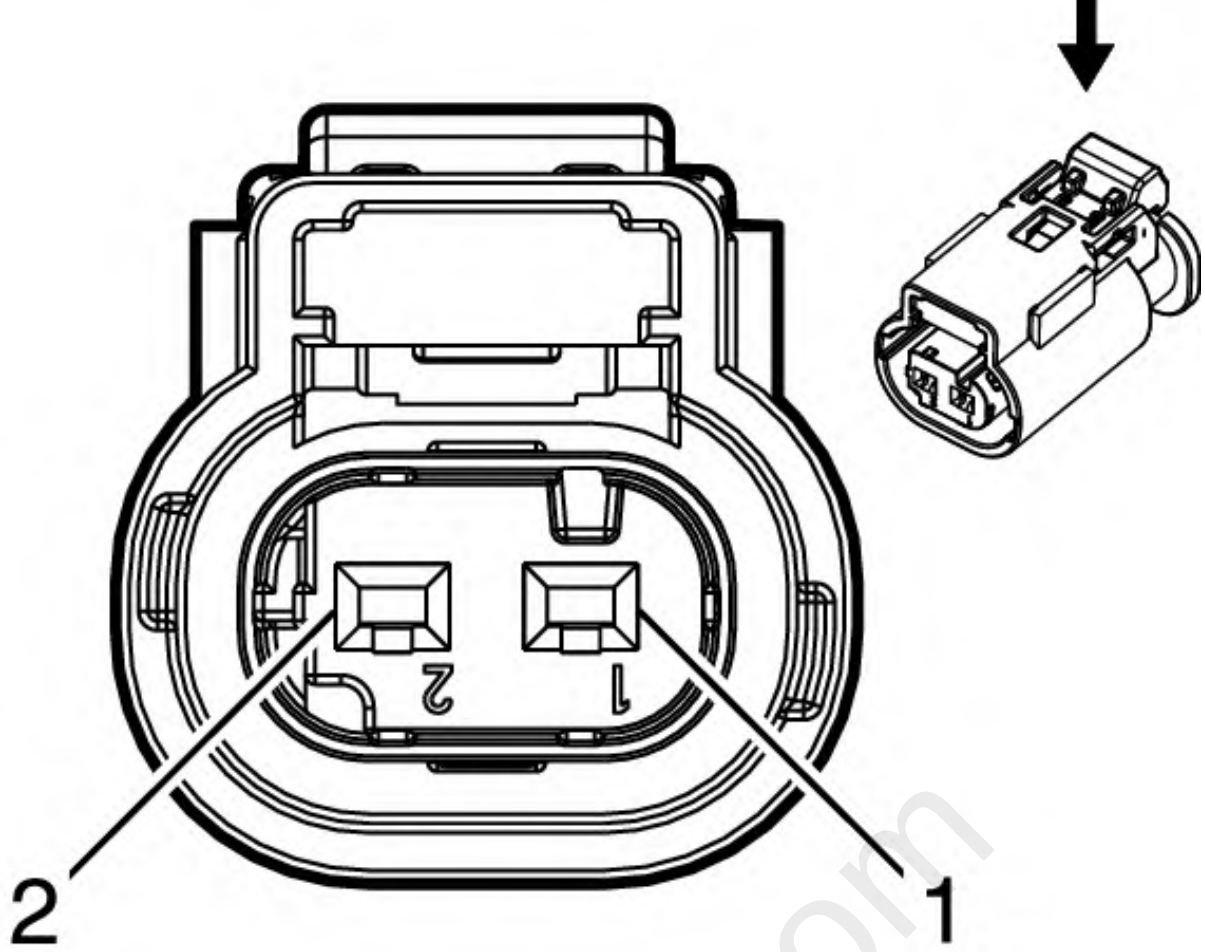

Connector Part Information

- Harness Type: Engine
- OEM Connector: 13503566
- Service Connector: 13587326
- Description: 2-Way F 1.2 Multilock Series, Sealed (BK)

Terminal Part Information

Terminal Type ID	Terminated Lead	Diagnostic Test Probe	Terminal Removal Tool	Service Terminal	Tray Name	Core Crimp	Insulation Crimp
I	Not Required	J-35616-16 (LT GN)	No Tool Required	Not Required	Not Required	Not Required	Not Required

Pin	Size	Color	Circuit	Function	Terminal Type ID	Option
1	0.5	VT/BU	5293	Powertrain Main Relay Fused Supply 4	I	LH7
2	0.5	BU	179	Oil Pump Command Signal	I	LH7

Q44 ENGINE OIL PRESSURE CONTROL SOLENOID VALVE (LTG)

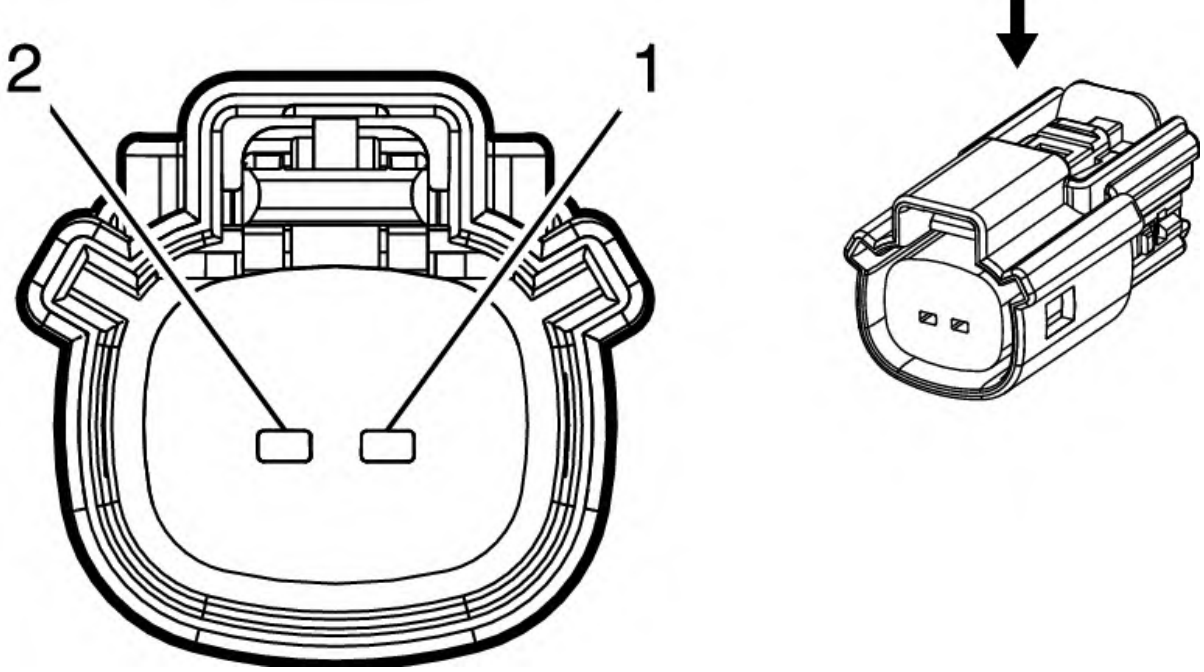

Connector Part Information

- Harness Type: Engine
- OEM Connector: 13583151
- Service Connector: 13577534
- Description: 2-Way F 150 MX Series, Sealed (BK)

Terminal Part Information

Terminal Type ID	Terminated Lead	Diagnostic Test Probe	Terminal Removal Tool	Service Terminal	Tray Name	Core Crimp	Insulation Crimp
I	Not Required	J-35616-14 (GN)	No Tool Required	Not Required	Not Required	Not Required	Not Required

Pin	Size	Color	Circuit	Function	Terminal Type ID	Option
1	0.5	VT/BU	5293	Powertrain Main Relay Fused Supply 4	I	LTG
2	0.5	BU	179	Oil Pump Command Signal	I	LTG

Q44 ENGINE OIL PRESSURE CONTROL SOLENOID VALVE (LYX)

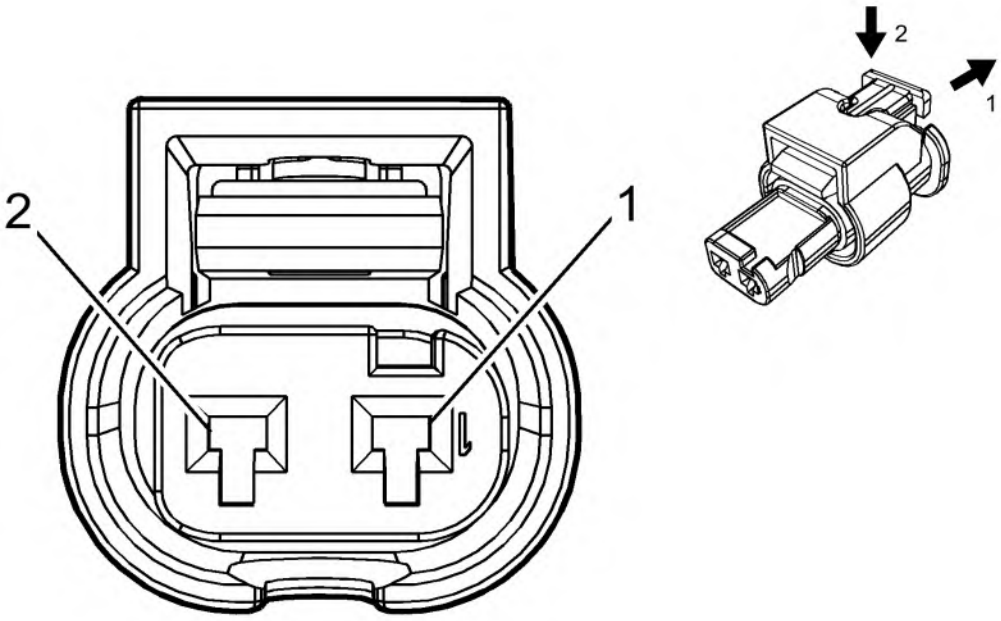

Connector Part Information

- Harness Type: Engine Oil Pressure Control Solenoid Valve
- OEM Connector: 13587570
- Service Connector: Service by Harness - See Part Catalog
- Description: 2-Way F 1.2 MCON Series (BN)

Terminal Part Information

Terminal Type ID	Terminated Lead	Diagnostic Test Probe	Terminal Removal Tool	Service Terminal	Tray Name	Core Crimp	Insulation Crimp
I	Not Required	J-35616-16 (LT GN)	No Tool Required	Not Required	Not Required	Not Required	Not Required

Pin	Size	Color	Circuit	Function	Terminal Type ID	Option
1	0.5	VT/BU	5293	Powertrain Main Relay Fused Supply 4	I	-
2	0.5	BU	179	Oil Pump Command Signal	I	-

Q45 PISTON COOLING OIL JET SOLENOID VALVE (LH7)

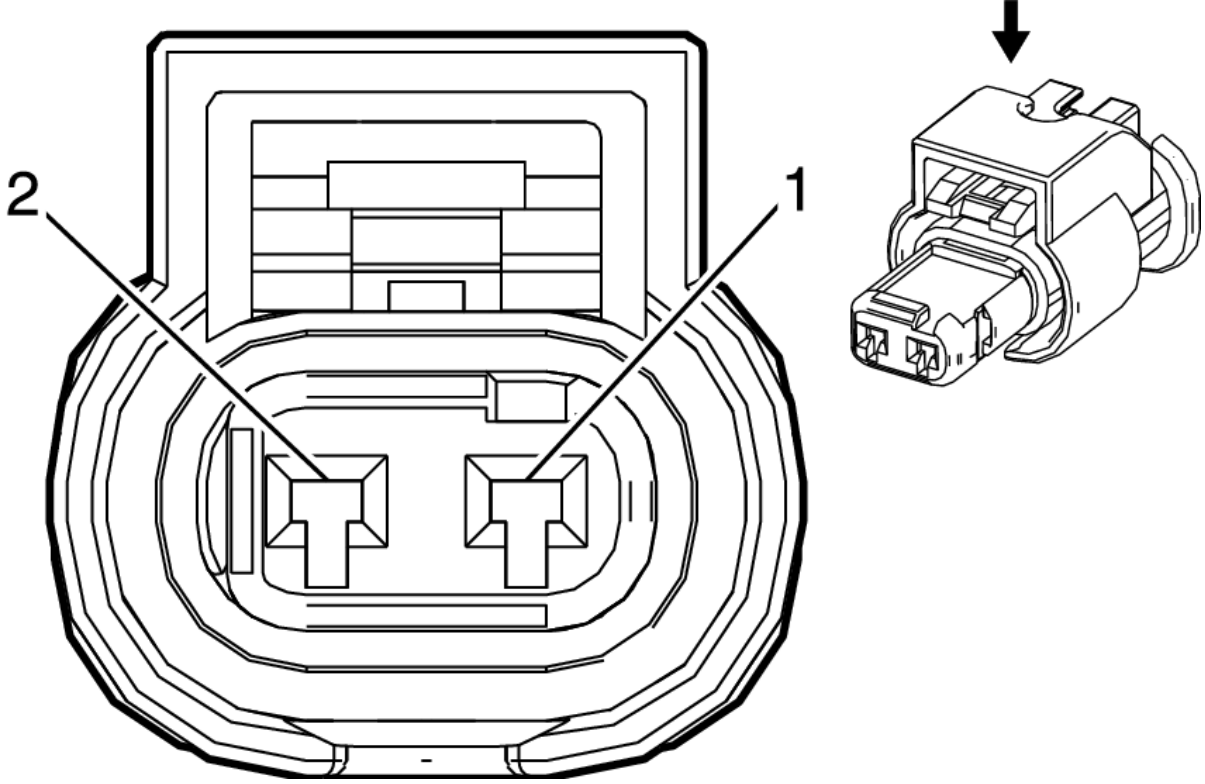

Connector Part Information

- Harness Type: Engine
- OEM Connector: 13586143
- Service Connector: 19329415
- Description: 2-Way F 1.2 MCP Series, Sealed (BK)

Terminal Part Information

Terminal Type ID	Terminated Lead	Diagnostic Test Probe	Terminal Removal Tool	Service Terminal	Tray Name	Core Crimp	Insulation Crimp
I	Not Required	J-35616-16 (LT GN)	No Tool Required	Not Required	Not Required	Not Required	Not Required

Pin	Size	Color	Circuit	Function	Terminal Type ID	Option
1	0.75	VT/BU	5293	Powertrain Main Relay Fused Supply 4	I	LH7
2	0.75	GN/VT	3920	Piston Cooling Jet Valve Control	I	LH7

Q46 A/C COMPRESSOR SOLENOID VALVE

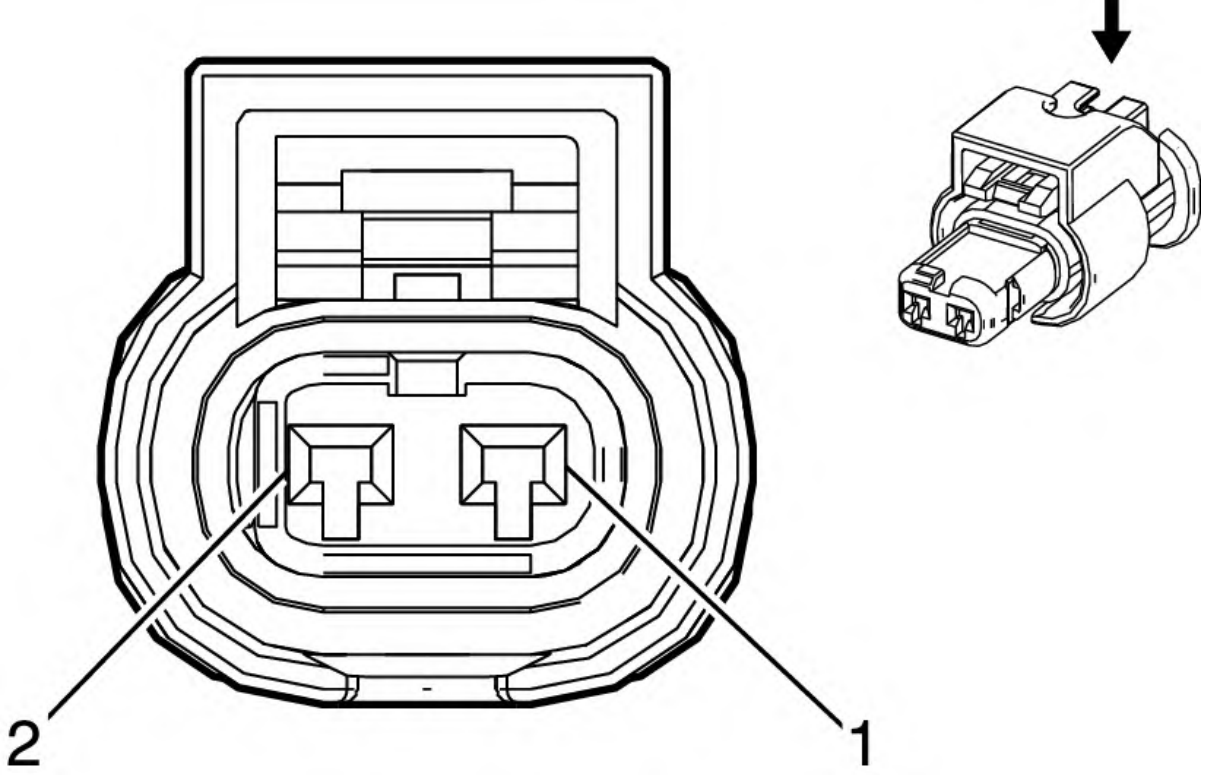

Connector Part Information

- Harness Type: Engine
- OEM Connector: 13505429
- Service Connector: 19368733
- Description: 2-Way F 1.2 MCP Series, Sealed (BK)

Terminal Part Information

Terminal Type ID	Terminated Lead	Diagnostic Test Probe	Terminal Removal Tool	Service Terminal	Tray Name	Core Crimp	Insulation Crimp
I	Not Required	J-35616-16 (LT GN)	No Tool Required	Not Required	Not Required	Not Required	Not Required

Pin	Size	Color	Circuit	Function	Terminal Type ID	Option
1	0.75	BU/YE	7574	Electric Variable Displacement Control	I	-
2	0.75	BU/BN	7573	Electric Variable Displacement Supply	I	-

Q47 EXHAUST GAS RECIRCULATION COOLER BYPASS SOLENOID VALVE (LH7)

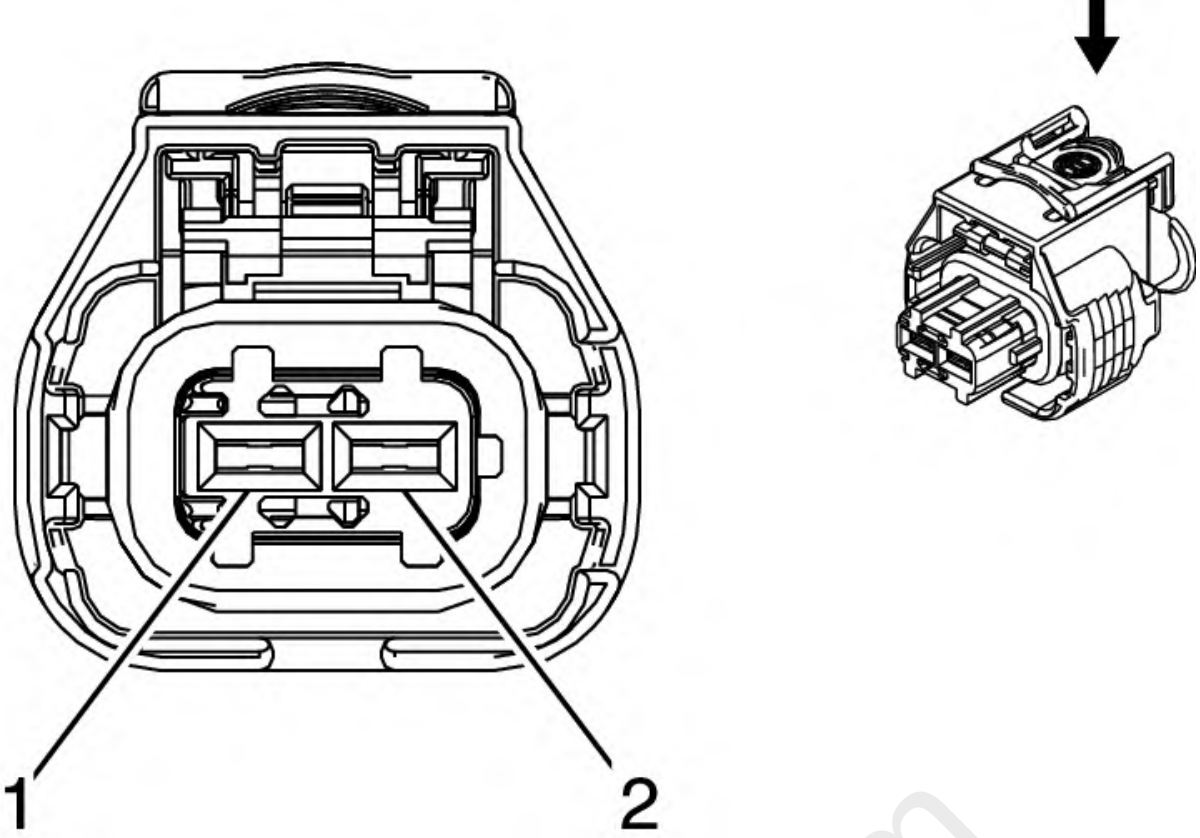

Connector Part Information

- Harness Type: Engine
- OEM Connector: 13343443
- Service Connector: 13384371
- Description: 2-Way F 2.8 Series, Sealed (BK)

Terminal Part Information

Terminal Type ID	Terminated Lead	Diagnostic Test Probe	Terminal Removal Tool	Service Terminal	Tray Name	Core Crimp	Insulation Crimp
I	Not Required	J-35616-35 (VT)	No Tool Required	Not Required	Not Required	Not Required	Not Required

Pin	Size	Color	Circuit	Function	Terminal Type ID	Option
1	0.5	GY/BU	3230	Exhaust Gas Recirculation Cooler Bypass Solenoid Control	I	LH7
2	0.5	YE/BU	3231	Exhaust Gas Recirculation Cooler Bypass Solenoid Control	I	LH7

Q61 REDUCTANT INJECTOR (LH7)

mg30.com

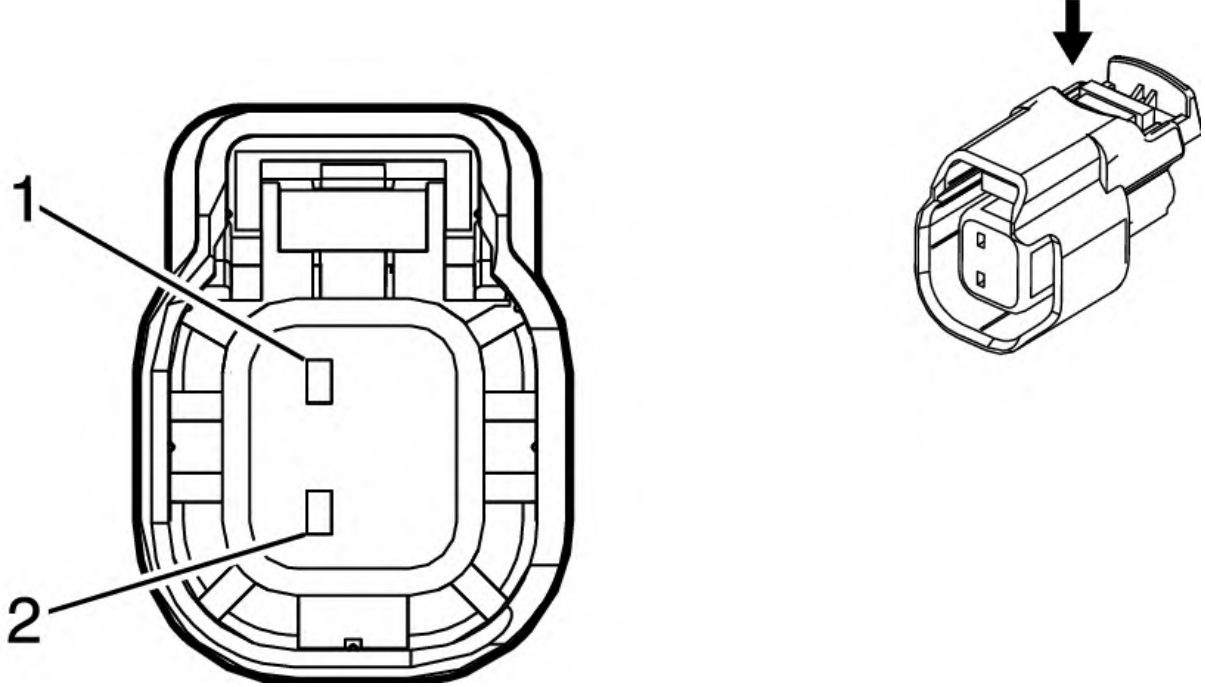

Connector Part Information

- Harness Type: Engine
- OEM Connector: 13580239
- Service Connector: 19352404
- Description: 2-Way F 1.5 Series, Sealed (BK)

Terminal Part Information

Terminal Type ID	Terminated Lead	Diagnostic Test Probe	Terminal Removal Tool	Service Terminal	Tray Name	Core Crimp	Insulation Crimp
I	Not Required	J-35616-2A (GY)	No Tool Required	Not Required	Not Required	Not Required	Not Required

Pin	Size	Color	Circuit	Function	Terminal Type ID	Option
1	0.5	BN/WH	3100	DEF Dosing Valve Low Control	I	-
2	0.5	BN	3099	DEF Dosing Valve High Control	I	-

Q77A TRANSMISSION CONTROL SOLENOID VALVE 1 (M3D/M3H/M3U)

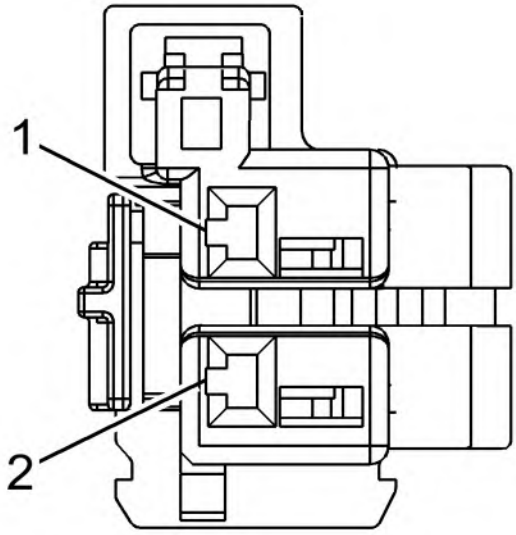

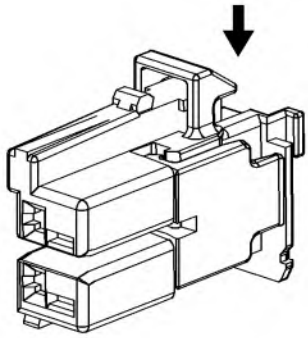

Connector Part Information

- Harness Type: Transmission
- OEM Connector: 2203696-1
- Service Connector: Service by Harness - See Part Catalog
- Description: 2-Way F 1.2 MCON Series (NA)

Terminal Part Information

Terminal Type ID	Terminated Lead	Diagnostic Test Probe	Terminal Removal Tool	Service Terminal	Tray Name	Core Crimp	Insulation Crimp
I	Not Required	J-35616-16 (LT GN)	No Tool Required	Not Required	Not Required	Not Required	Not Required

Pin	Size	Color	Circuit	Function	Terminal Type ID	Option
1	0.5	GY/BN	6388	Transmission High Side Driver 2 Signal	I	M3D/M3H/M3U
2	0.5	GY	6402	Clutch C Control	I	M3D/M3H/M3U

Q77B TRANSMISSION CONTROL SOLENOID VALVE 2 (M3D/M3H/M3U)

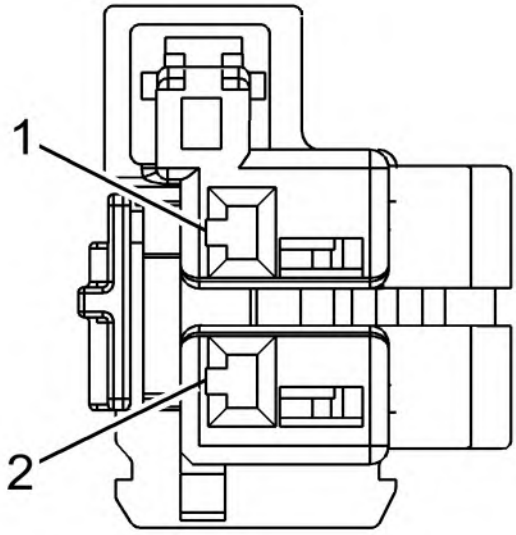

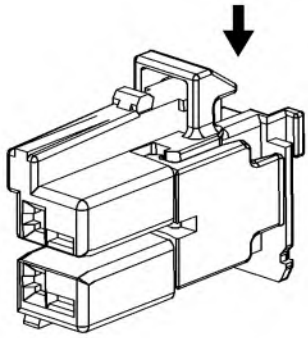

Connector Part Information

- Harness Type: Transmission
- OEM Connector: 2203696-1
- Service Connector: Service by Harness - See Part Catalog
- Description: 2-Way F 1.2 MCON Series (NA)

Terminal Part Information

Terminal Type ID	Terminated Lead	Diagnostic Test Probe	Terminal Removal Tool	Service Terminal	Tray Name	Core Crimp	Insulation Crimp
I	Not Required	J-35616-16 (LT GN)	No Tool Required	Not Required	Not Required	Not Required	Not Required

Pin	Size	Color	Circuit	Function	Terminal Type ID	Option
1	0.5	GY/BN	6388	Transmission High Side Driver 2 Signal	I	M3D/M3H/M3U
2	0.5	GY/GN	6403	Clutch D Control	I	M3D/M3H/M3U

Q77C TRANSMISSION CONTROL SOLENOID VALVE 3 (M3D/M3H/M3U)

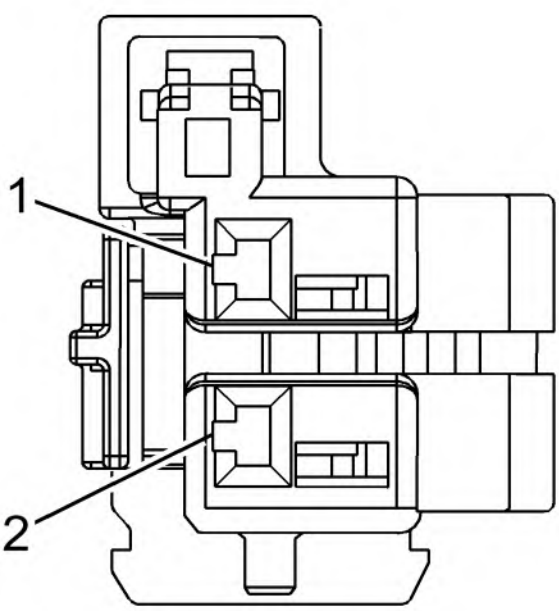

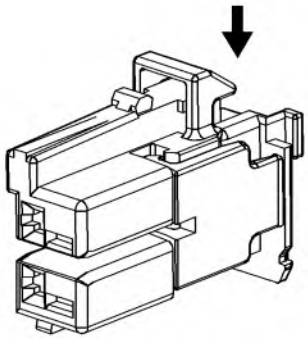

Connector Part Information

- Harness Type: Transmission
- OEM Connector: 2203696-2
- Service Connector: Service by Harness - See Part Catalog
- Description: 2-Way F 1.2 MCON Series (BU)

Terminal Part Information

Terminal Type ID	Terminated Lead	Diagnostic Test Probe	Terminal Removal Tool	Service Terminal	Tray Name	Core Crimp	Insulation Crimp
I	Not Required	J-35616-16 (LT GN)	No Tool Required	Not Required	Not Required	Not Required	Not Required

Pin	Size	Color	Circuit	Function	Terminal Type ID	Option
1	0.5	GY/BN	6388	Transmission High Side Driver 2 Signal	I	M3D/M3H/M3U
2	0.5	YE/BN	6404	Clutch E Control	I	M3D/M3H/M3U

Q77D TRANSMISSION CONTROL SOLENOID VALVE 4 (M3D/M3H/M3U)

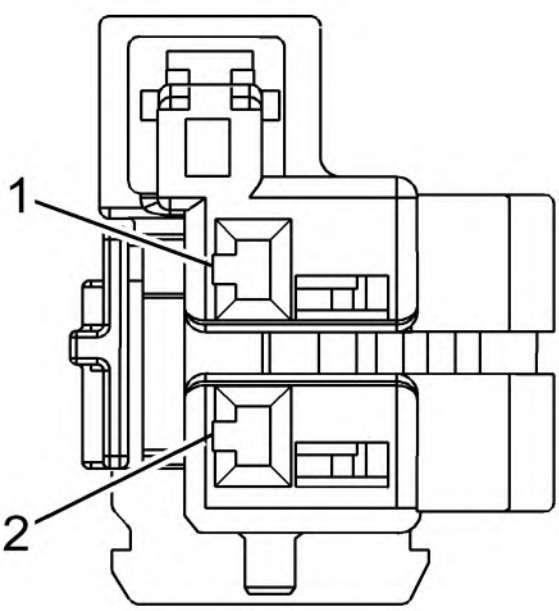

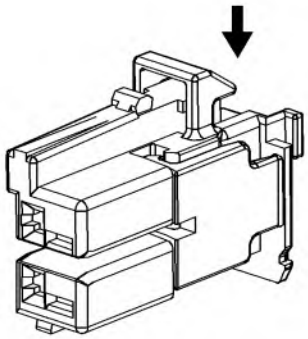

Connector Part Information

- Harness Type: Transmission
- OEM Connector: 2203696-2
- Service Connector: Service by Harness - See Part Catalog
- Description: 2-Way F 1.2 MCON Series (BU)

Terminal Part Information

Terminal Type ID	Terminated Lead	Diagnostic Test Probe	Terminal Removal Tool	Service Terminal	Tray Name	Core Crimp	Insulation Crimp
I	Not Required	J-35616-16 (LT GN)	No Tool Required	Not Required	Not Required	Not Required	Not Required

Pin	Size	Color	Circuit	Function	Terminal Type ID	Option
1	0.5	GY/BN	6388	Transmission High Side Driver 2 Signal	I	M3D/M3H/M3U
2	0.5	VT	4509	Transmission Clutch F Control	I	M3D/M3H/M3U

Q77E TRANSMISSION CONTROL SOLENOID VALVE 5 (M3D/M3H/M3U)

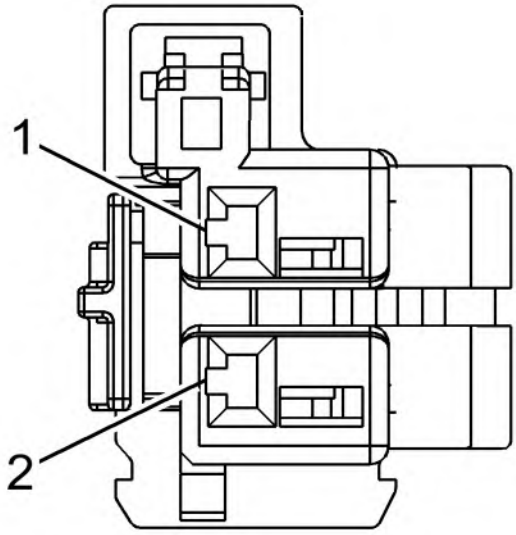

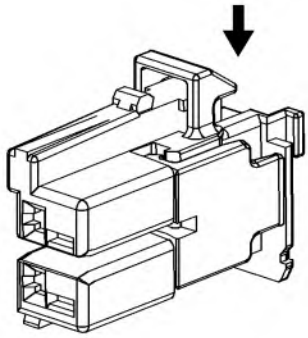

Connector Part Information

- Harness Type: Transmission
- OEM Connector: 2203696-1
- Service Connector: Service by Harness - See Part Catalog
- Description: 2-Way F 1.2 MCON Series (NA)

Terminal Part Information

Terminal Type ID	Terminated Lead	Diagnostic Test Probe	Terminal Removal Tool	Service Terminal	Tray Name	Core Crimp	Insulation Crimp
I	Not Required	J-35616-16 (LT GN)	No Tool Required	Not Required	Not Required	Not Required	Not Required

Pin	Size	Color	Circuit	Function	Terminal Type ID	Option
1	0.5	GN/GY	6387	Transmission High Side Driver 1 Signal Driver	I	M3D/M3H/M3U
2	0.5	WH	4508	Transmission Clutch G Control	I	M3D/M3H/M3U

Q77F TRANSMISSION CONTROL SOLENOID VALVE 6 (M3D/M3H/M3U)

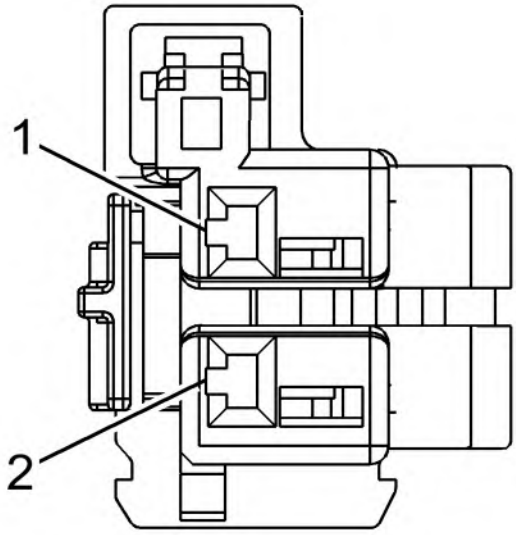

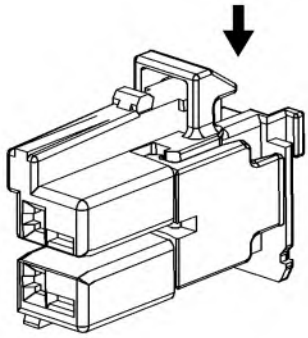

Connector Part Information

- Harness Type: Transmission
- OEM Connector: 2203696-1
- Service Connector: Service by Harness - See Part Catalog
- Description: 2-Way F 1.2 MCON Series (NA)

Terminal Part Information

Terminal Type ID	Terminated Lead	Diagnostic Test Probe	Terminal Removal Tool	Service Terminal	Tray Name	Core Crimp	Insulation Crimp
I	Not Required	J-35616-16 (LT GN)	No Tool Required	Not Required	Not Required	Not Required	Not Required

Pin	Size	Color	Circuit	Function	Terminal Type ID	Option
1	0.5	GN/GY	6387	Transmission High Side Driver 1 Signal Driver	I	M3D/M3H/M3U
2	0.5	WH/BU	4507	Transmission Clutch H Control	I	M3D/M3H/M3U

Q77G TRANSMISSION CONTROL SOLENOID VALVE 7 (M3D/M3H/M3U)

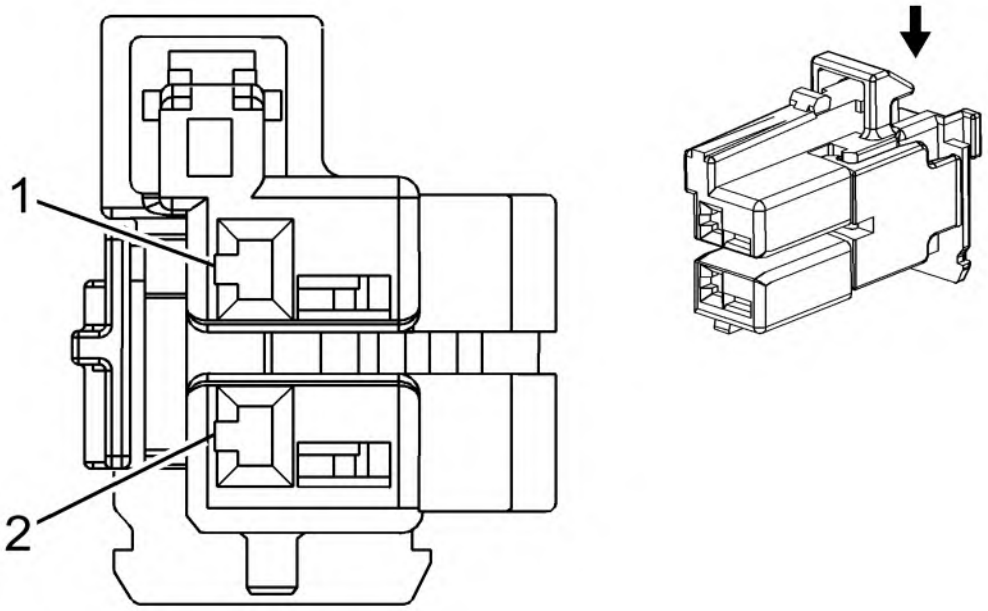

Connector Part Information

- Harness Type: Transmission
- OEM Connector: 2203696-2
- Service Connector: Service by Harness - See Part Catalog
- Description: 2-Way F 1.2 MCON Series (BU)

Terminal Part Information

Terminal Type ID	Terminated Lead	Diagnostic Test Probe	Terminal Removal Tool	Service Terminal	Tray Name	Core Crimp	Insulation Crimp
I	Not Required	J-35616-16 (LT GN)	No Tool Required	Not Required	Not Required	Not Required	Not Required

Pin	Size	Color	Circuit	Function	Terminal Type ID	Option
1	0.5	GY/BN	6388	Transmission High Side Driver 2 Signal	I	M3D/M3H/M3U
2	0.5	BN	6400	Clutch A Control	I	M3D/M3H/M3U

Q77H TRANSMISSION CONTROL SOLENOID VALVE 8 (M3D/M3H/M3U)

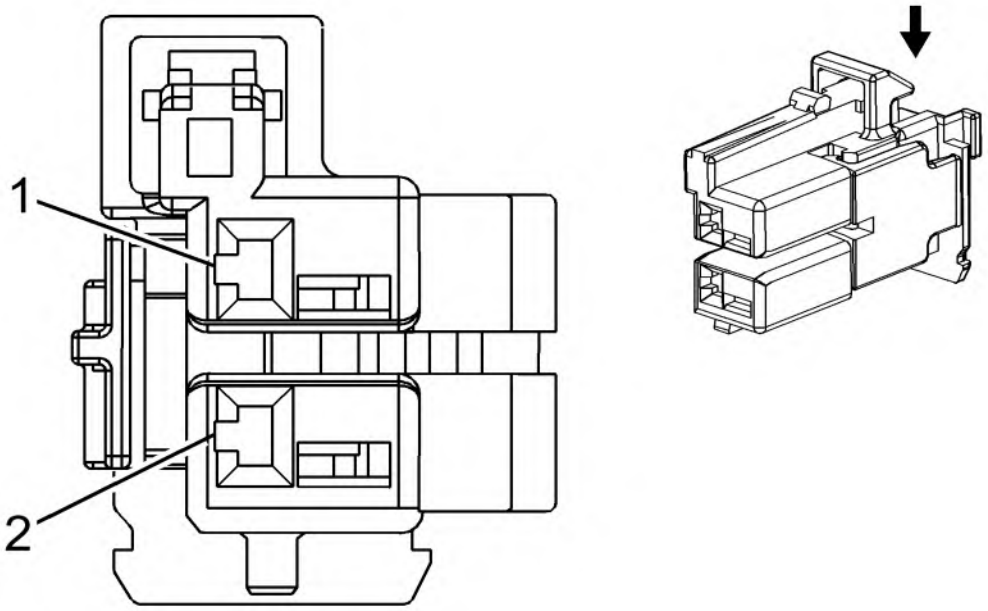

Connector Part Information

- Harness Type: Transmission
- OEM Connector: 2203696-2
- Service Connector: Service by Harness - See Part Catalog
- Description: 2-Way F 1.2 MCON Series (BU)

Terminal Part Information

Terminal Type ID	Terminated Lead	Diagnostic Test Probe	Terminal Removal Tool	Service Terminal	Tray Name	Core Crimp	Insulation Crimp
I	Not Required	J-35616-16 (LT GN)	No Tool Required	Not Required	Not Required	Not Required	Not Required

Pin	Size	Color	Circuit	Function	Terminal Type ID	Option
1	0.5	GY/BN	6388	Transmission High Side Driver 2 Signal	I	M3D/M3H/M3U
2	0.5	BU	6401	Clutch B Control	I	M3D/M3H/M3U

Q77J TRANSMISSION CONTROL SOLENOID VALVE 9 (M3D/M3H/M3U)

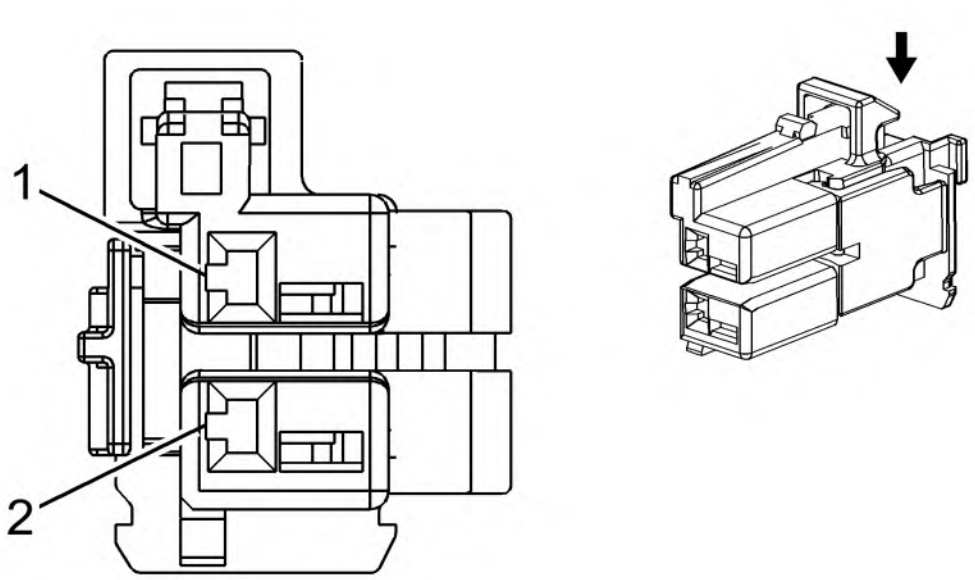

Connector Part Information

- Harness Type: Transmission
- OEM Connector: 2203696-1
- Service Connector: Service by Harness - See Part Catalog
- Description: 2-Way F 1.2 MCON Series (NA)

Terminal Part Information

Terminal Type ID	Terminated Lead	Diagnostic Test Probe	Terminal Removal Tool	Service Terminal	Tray Name	Core Crimp	Insulation Crimp
I	Not Required	J-35616-16 (LT GN)	No Tool Required	Not Required	Not Required	Not Required	Not Required

Pin	Size	Color	Circuit	Function	Terminal Type ID	Option
1	0.5	GN/GY	6387	Transmission High Side Driver 1 Signal Driver	I	M3D/M3H/M3U
2	0.5	GY/BK	5501	TCC/Clutch Select Solenoid Control	I	M3D/M3H/M3U

Q77K TRANSMISSION CONTROL SOLENOID VALVE 10 (M3D/M3H/M3U)

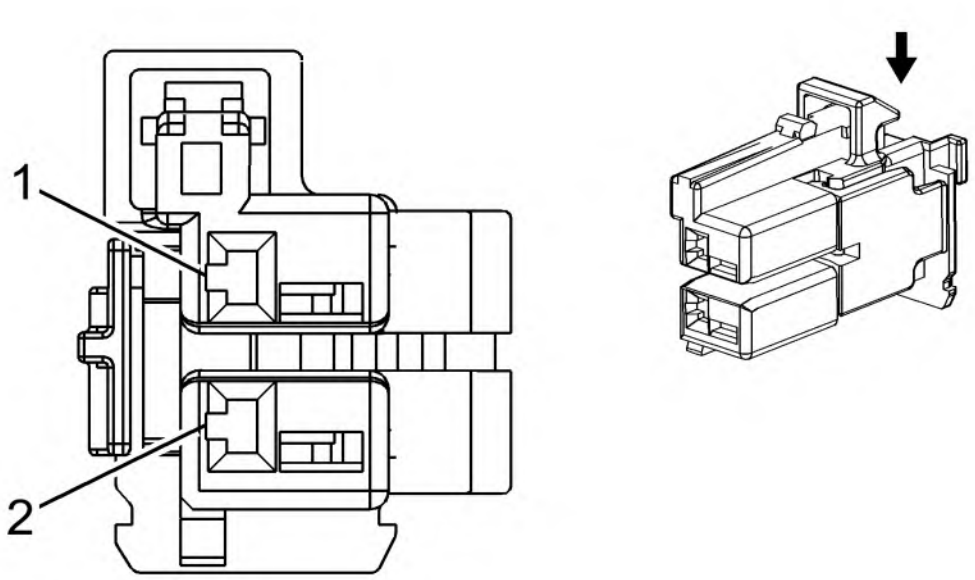

Connector Part Information

- Harness Type: Transmission
- OEM Connector: 2203696-1
- Service Connector: Service by Harness - See Part Catalog
- Description: 2-Way F 1.2 MCON Series (NA)

Terminal Part Information

Terminal Type ID	Terminated Lead	Diagnostic Test Probe	Terminal Removal Tool	Service Terminal	Tray Name	Core Crimp	Insulation Crimp
I	Not Required	J-35616-16 (LT GN)	No Tool Required	Not Required	Not Required	Not Required	Not Required

Pin	Size	Color	Circuit	Function	Terminal Type ID	Option
1	0.5	GN/GY	6387	Transmission High Side Driver 1 Signal Driver	I	M3D/M3H/M3U
2	0.5	WH	1971	Transmission Oil Level Sensor Signal	I	M3D/M3H/M3U

Q84C CAMSHAFT POSITION ACTUATOR PARK LOCK SOLENOID VALVE - INTAKE (LYX)

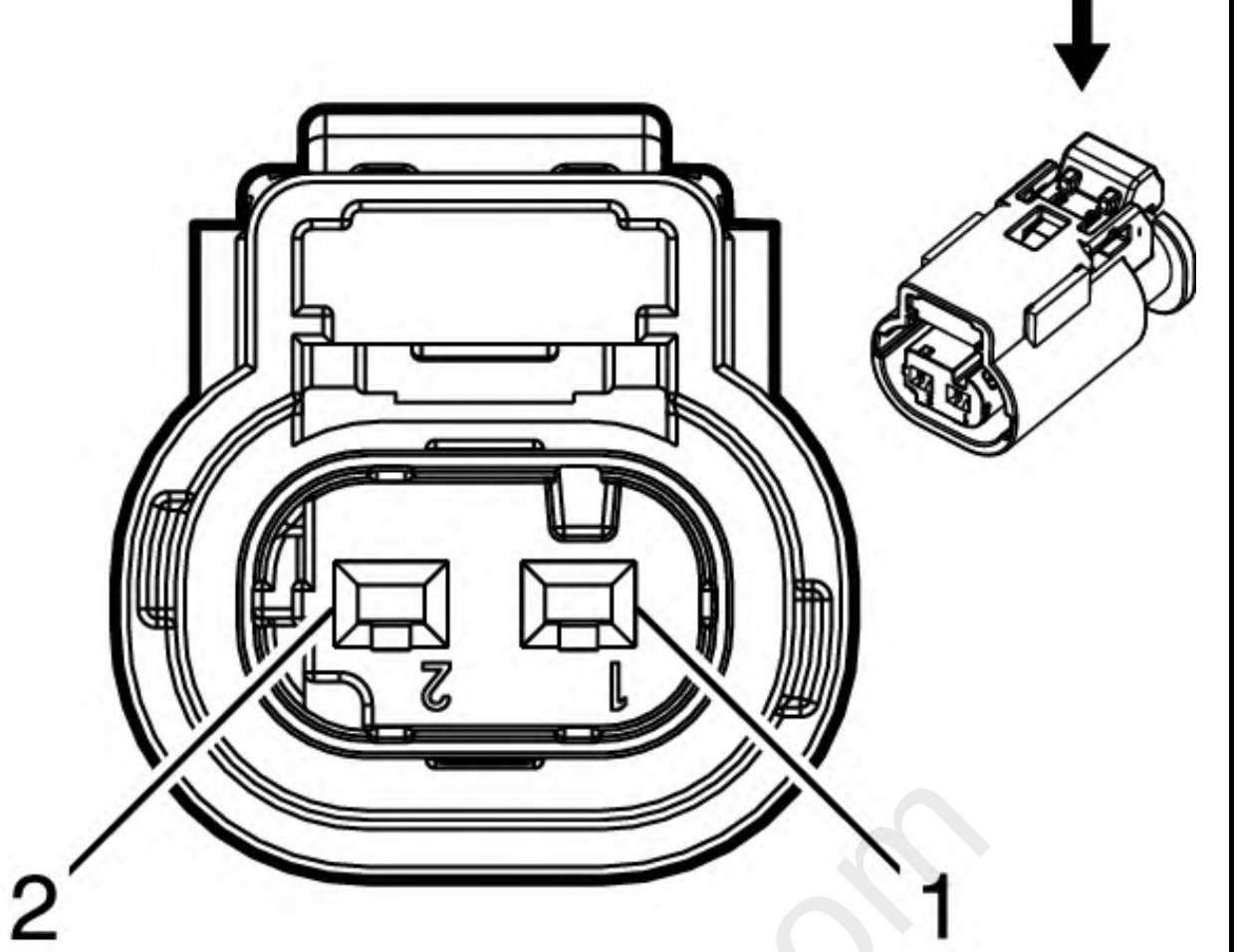

Connector Part Information

- Harness Type: Engine
- OEM Connector: 13503566
- Service Connector: 13587326
- Description: 2-Way F 1.2 Multilock Series, Sealed (BK)

Terminal Part Information

Terminal Type ID	Terminated Lead	Diagnostic Test Probe	Terminal Removal Tool	Service Terminal	Tray Name	Core Crimp	Insulation Crimp
I	Not Required	J-35616-16 (LT GN)	No Tool Required	Not Required	Not Required	Not Required	Not Required

Pin	Size	Color	Circuit	Function	Terminal Type ID	Option
1	0.5	VT/BU	5293	Powertrain Main Relay Fused Supply 4	I	LYX
2	0.5	YE/GN	4321	Park Phaser Lock Control	I	LYX

R6A TERMINATING RESISTOR - HIGH SPEED BUS

mcx30.com

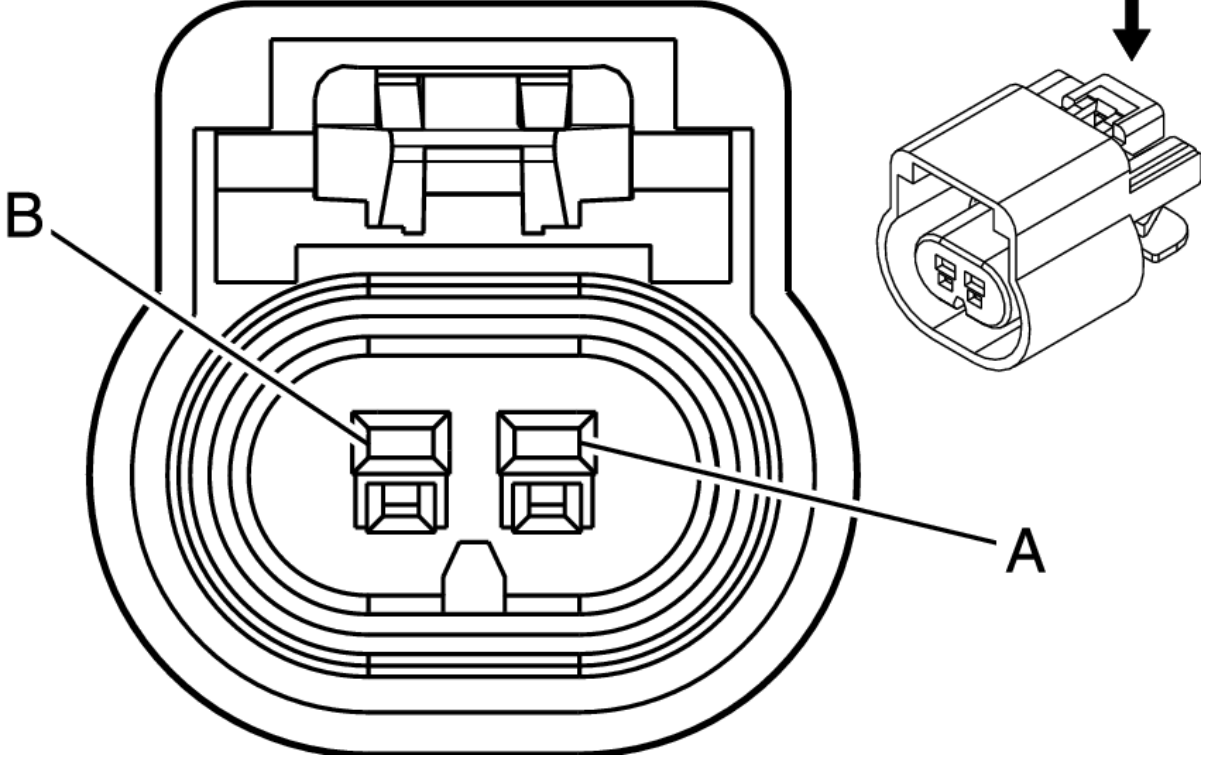

Connector Part Information

- Harness Type: Rear Axle
- OEM Connector: 19153731
- Service Connector: Service by Harness - See Part Catalog
- Description: 2-Way F 150 GT Series, Sealed (BK)

Terminal Part Information

Terminal Type ID	Terminated Lead	Diagnostic Test Probe	Terminal Removal Tool	Service Terminal	Tray Name	Core Crimp	Insulation Crimp
I	Not Required	J-35616-14 (GN)	No Tool Required	Not Required	Not Required	Not Required	Not Required
II	Not Required	J-35616-2A (GY)	No Tool Required	Not Required	Not Required	Not Required	Not Required
III	Not Required	J-35616-4A (PU)	No Tool Required	Not Required	Not Required	Not Required	Not Required

Pin	Size	Color	Circuit	Function	Terminal Type ID	Option
A	0.35 0.35	BU BU	2500 2500	High Speed GMLAN Serial Data (+) 1 High Speed GMLAN Serial Data (+) 1	III I	F48 -F48
B	0.35 0.35	WH WH	2501 2501	High Speed GMLAN Serial Data (-) 1 High Speed GMLAN Serial Data (-) 1	III II	F48 -F48

R6E TERMINATING RESISTOR - HIGH SPEED EXTENSION BUS 1 (TR7)

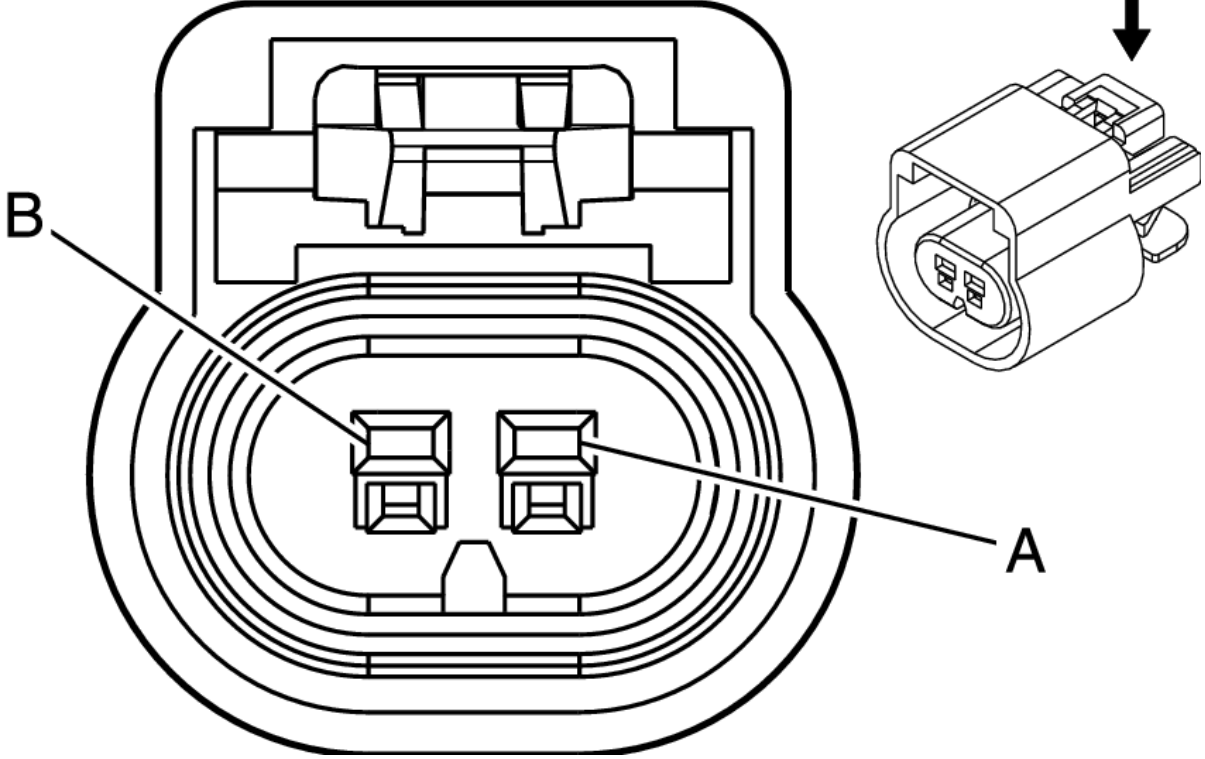

Connector Part Information

- Harness Type: Body
- OEM Connector: 19153731
- Service Connector: 13580114
- Description: 2-Way F 150 GT Series, Sealed (BK)

Terminal Part Information

Terminal Type ID	Terminated Lead	Diagnostic Test Probe	Terminal Removal Tool	Service Terminal	Tray Name	Core Crimp	Insulation Crimp
I	Not Required	J-35616-14 (GN)	No Tool Required	Not Required	Not Required	Not Required	Not Required

Pin	Size	Color	Circuit	Function	Terminal Type ID	Option
A	0.35	BU/GY	3935	High Speed GMLAN Serial Data (+) 8	I	T4L+TR7
B	0.35	WH/GY	3936	High Speed GMLAN Serial Data (-) 8	I	T4L+TR7

R6F TERMINATING RESISTOR - HIGH SPEED EXTENSION BUS 2

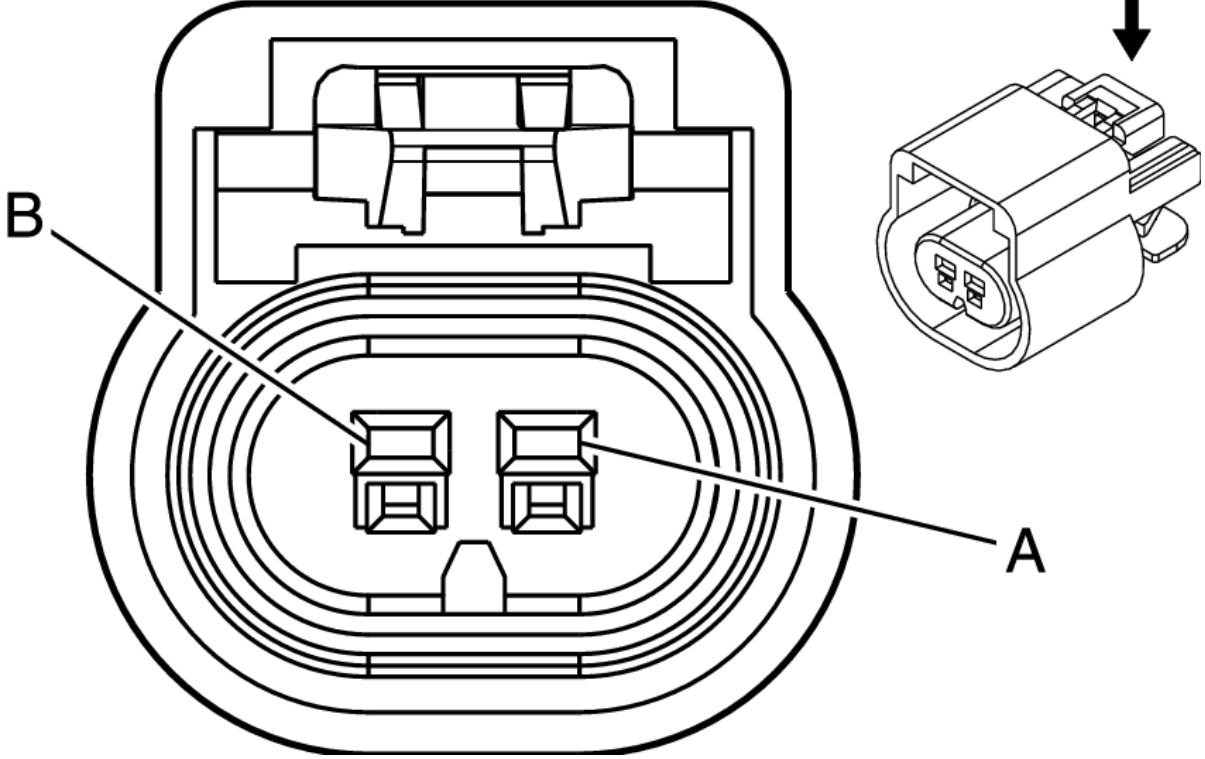

Connector Part Information

- Harness Type: Instrument Panel
- OEM Connector: 19153731
- Service Connector: 13580114
- Description: 2-Way F 150 GT Series, Sealed (BK)

Terminal Part Information

Terminal Type ID	Terminated Lead	Diagnostic Test Probe	Terminal Removal Tool	Service Terminal	Tray Name	Core Crimp	Insulation Crimp
I	Not Required	J-35616-14 (GN)	No Tool Required	Not Required	Not Required	Not Required	Not Required
II	Not Required	J-35616-2A (GY)	No Tool Required	Not Required	Not Required	Not Required	Not Required
III	Not Required	J-35616-4A (PU)	No Tool Required	Not Required	Not Required	Not Required	Not Required

Pin	Size	Color	Circuit	Function	Terminal Type ID	Option
A	0.35 0.35	BU/GN BU/GN	1304 1304	High Speed GMLAN Serial Data (+) 9 High Speed GMLAN Serial Data (+) 9	III I	IOR+UE1 IOS/IOT/IOU
B	0.35 0.35	WH/GN WH/GN	1305 1305	High Speed GMLAN Serial Data (-) 9 High Speed GMLAN Serial Data (-) 9	III II	IOR+UE1 IOS/IOT/IOU

S3 TRANSMISSION SHIFT LEVER (-EPH)

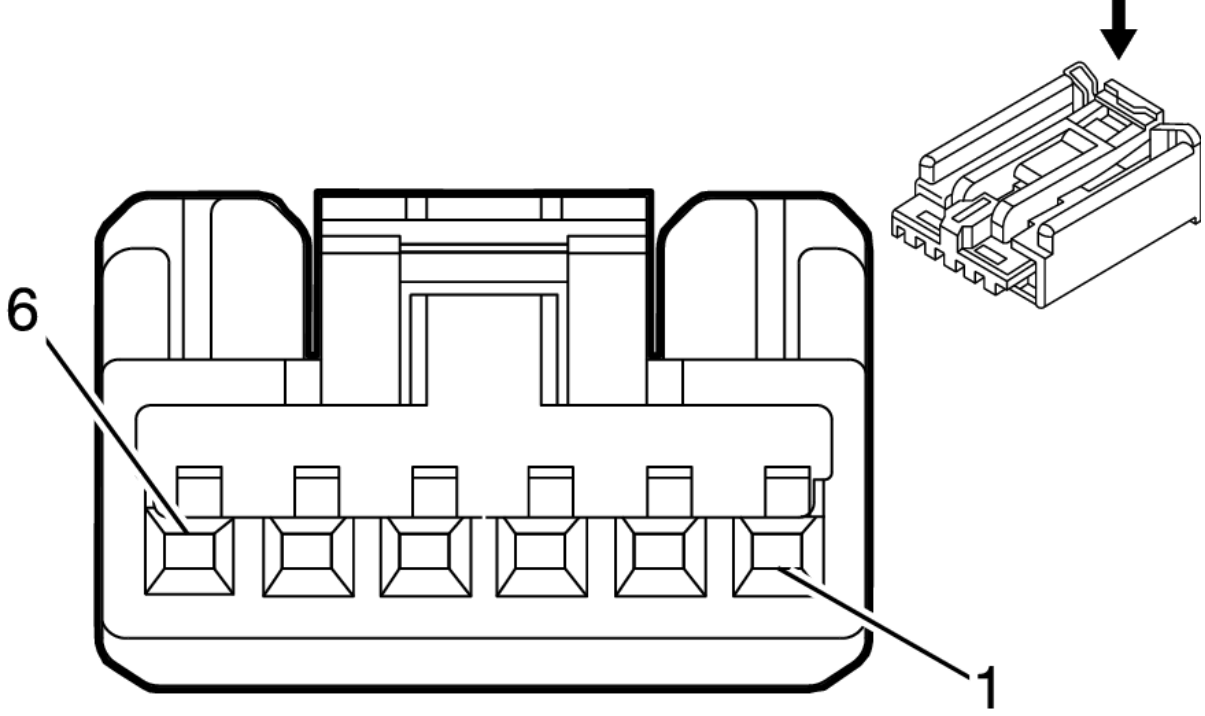

Connector Part Information

- Harness Type: Instrument Panel
- OEM Connector: 15269798
- Service Connector: 19367517
- Description: 6-Way F 0.64 Kaizen Series (BK)

Terminal Part Information

Terminal Type ID	Terminated Lead	Diagnostic Test Probe	Terminal Removal Tool	Service Terminal	Tray Name	Core Crimp	Insulation Crimp
I	Not Required	J-35616-64B (LT BU)	No Tool Required	Not Required	Not Required	Not Required	Not Required

Pin	Size	Color	Circuit	Function	Terminal Type ID	Option
1	-	-	-	Not Occupied	-	-
2	0.35	BK	2250	Ground	I	-EPH
3	0.13	VT/YE	5526	Tap Up/Tap Down Switch Signal	I	-EPH
4	0.13	VT/BK	7553	Park Lock Solenoid Control	I	-EPH
5	-	-	-	Not Occupied	-	-
6	0.35	WH/VT	5905	Key Capture/Column Lock Shift Position Signal	I	-EPH

S13D DOOR LOCK SWITCH - DRIVER

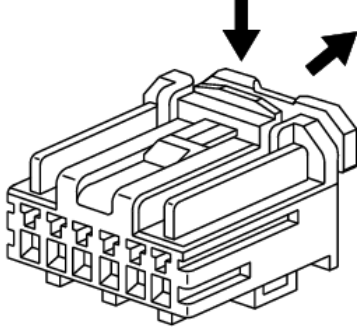

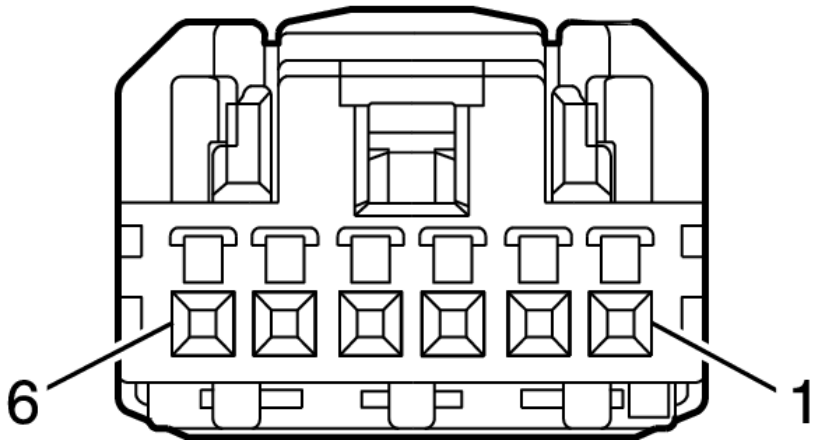

Connector Part Information

- Harness Type: Driver Door Trim Panel
- OEM Connector: HCMPB-C06A-K
- Service Connector: Service by Harness - See Part Catalog
- Description: 6-Way F 0.64 HCM Series (BK)

Terminal Part Information

Terminal Type ID	Terminated Lead	Diagnostic Test Probe	Terminal Removal Tool	Service Terminal	Tray Name	Core Crimp	Insulation Crimp
I	Not Required	J-35616-64B (LT BU)	No Tool Required	Not Required	Not Required	Not Required	Not Required

Pin	Size	Color	Circuit	Function	Terminal Type ID	Option
1	0.35	YE	6817	LED Backlight Dimming Control	I	-
2	0.35	BN/YE	780	Driver Door Lock Switch Lock Signal	I	-
3	0.35	BN/WH	781	Driver Door Lock Switch Unlock Signal	I	-
4	0.35	BK	1550	Ground	I	-
5	0.35	WH	6816	Indicator Dimming Control	I	-
6	0.35	WH/VT	3270	Driver Door Lock Motor Status Signal	I	-

S13P DOOR LOCK SWITCH - PASSENGER

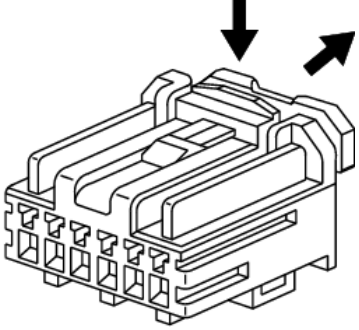

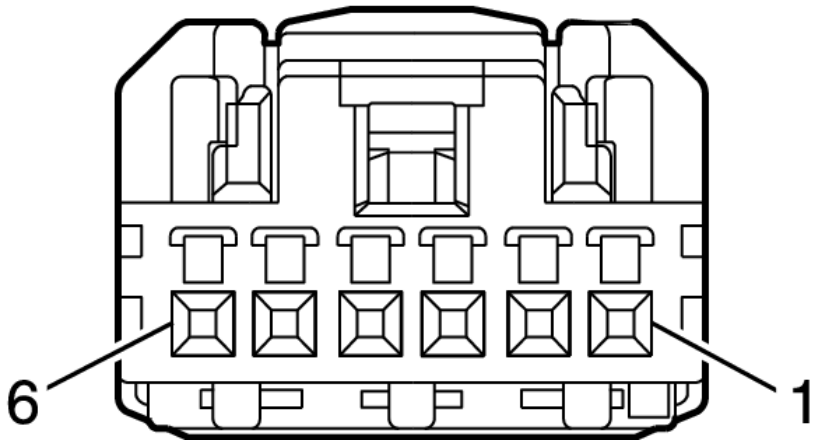

Connector Part Information

- Harness Type: Passenger Door Trim Panel
- OEM Connector: HCMPB-C06A-K
- Service Connector: Service by Harness - See Part Catalog
- Description: 6-Way F 0.64 HCM Series (BK)

Terminal Part Information

Terminal Type ID	Terminated Lead	Diagnostic Test Probe	Terminal Removal Tool	Service Terminal	Tray Name	Core Crimp	Insulation Crimp
I	Not Required	J-35616-64B (LT BU)	No Tool Required	Not Required	Not Required	Not Required	Not Required

Pin	Size	Color	Circuit	Function	Terminal Type ID	Option
1	0.35	YE	6817	LED Backlight Dimming Control	I	-
2	0.35	YE/VT	244	Passenger Door Lock Switch Lock Control	I	-
3	0.35	BN/VT	245	Passenger Door Lock Switch Unlock Control	I	-
4	0.35	BK	2050	Ground	I	-
5	0.35	WH	6816	Indicator Dimming Control	I	-
6	0.35	VT	4009	Passenger Door Lock Status	I	-

S25 GARAGE DOOR OPENER (UG1)

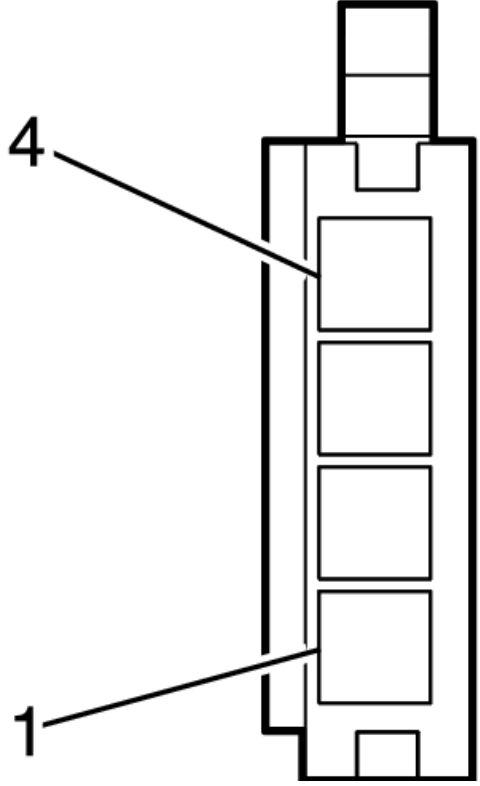

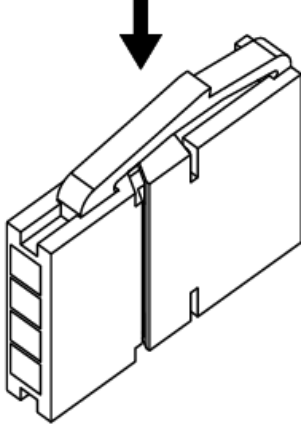

Connector Part Information

- Harness Type: Overhead Console
- OEM Connector: 13583930
- Service Connector: Service by Harness - See Part Catalog
- Description: 4-Way F 0.50 OCS Series (BK)

Terminal Part Information

Terminal Type ID	Terminated Lead	Diagnostic Test Probe	Terminal Removal Tool	Service Terminal	Tray Name	Core Crimp	Insulation Crimp
I	Not Required	No Tool Required	No Tool Required	Not Required	Not Required	Not Required	Not Required
I	Not Required	No Tool Required	No Tool Required	Not Required	Not Required	Not Required	Not Required

Pin	Size	Color	Circuit	Function	Terminal Type ID	Option
1	0.35	RD	2540	Battery Positive Voltage	I	-
2	0.35	YE	6817	LED Backlight Dimming Control	I	-
3	-	-	-	Not Occupied	I	-
4	0.35	BK	2050	Ground	I	-

S26 HAZARD WARNING SWITCH

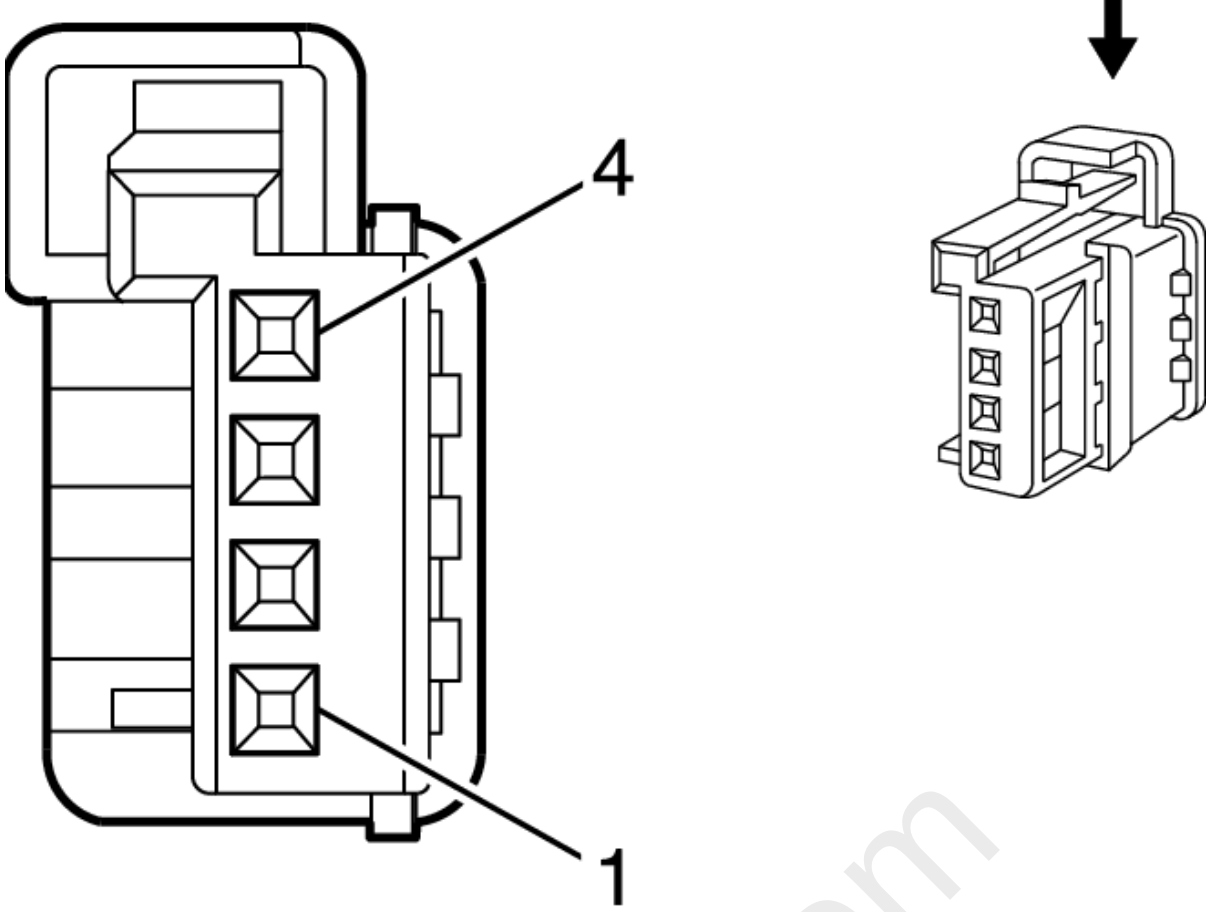

Connector Part Information

- Harness Type: Instrument Panel
- OEM Connector: 13216377
- Service Connector: 13584096
- Description: 4-Way F 0.64 Micro-Quadlock Series (BK)

Terminal Part Information

Terminal Type ID	Terminated Lead	Diagnostic Test Probe	Terminal Removal Tool	Service Terminal	Tray Name	Core Crimp	Insulation Crimp
I	Not Required	J-35616-64B (LT BU)	No Tool Required	Not Required	Not Required	Not Required	Not Required

Pin	Size	Color	Circuit	Function	Terminal Type ID	Option
1	0.35	BK	2250	Ground	I	-
2	0.35	GN/WH	111	Hazard Switch Signal	I	-
3	-	-	-	Not Occupied	-	-
4	0.35	GY/YE	7543	Hazard LED Dimming Signal	I	-

S30 HEADLAMP SWITCH

rx30.com

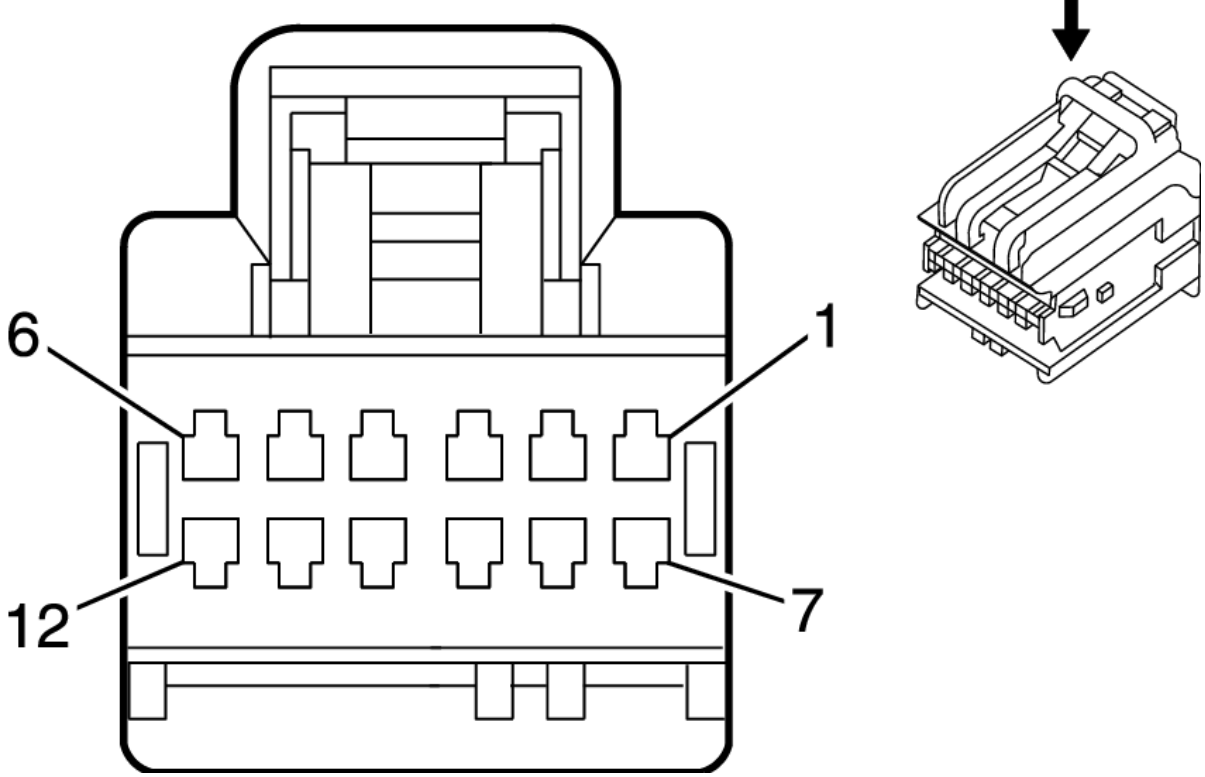

Connector Part Information

- Harness Type: Instrument Panel
- OEM Connector: 31410-1120
- Service Connector: 89047364
- Description: 12-Way F 0.64 Series, Sealed (BK)

Terminal Part Information

Terminal Type ID	Terminated Lead	Diagnostic Test Probe	Terminal Removal Tool	Service Terminal	Tray Name	Core Crimp	Insulation Crimp
I	13575742	J-35616-64B (LT BU)	J-38125-215A	Not Available	Not Available	Not Available	Not Available

Pin	Size	Color	Circuit	Function	Terminal Type ID	Option
1	0.35	WH/VT	103	Headlamp Switch On Signal	I	-
2	0.35	YE	6817	LED Backlight Dimming Control	I	-
3	0.35	GN/BN	306	Headlamp Switch Headlamps Off Signal Control	I	-
4	0.35	VT/GN	439	Run/Crank Ignition 1 Voltage	I	TR6
5	0.35	GN/GY	13	Headlamp Switch Park Lamp Signal	I	-
6	0.35	BU/GY	187	Rear Fog Lamp Switch Signal	I	T79
7	0.35	BK/YE	5005	Instrument Panel Lamp Dimmer Switch Low Reference	I	-
8	0.35	BK	1650	Ground	I	-
9	0.35	BN/YE	189	Headlamp Leveling Motor Control	I	TR6
10	0.35	BU/GY	192	Front Fog Lamp Switch Signal	I	T3U
11	0.35	YE/GY	44	Instrument Panel Lamp Dimmer Switch Signal	I	-

Pin	Size	Color	Circuit	Function	Terminal Type ID	Option
12	0.35	BU/RD	1688	5V Reference	I	-

S32D SEAT HEATING SWITCH - DRIVER (Z88+KA1)

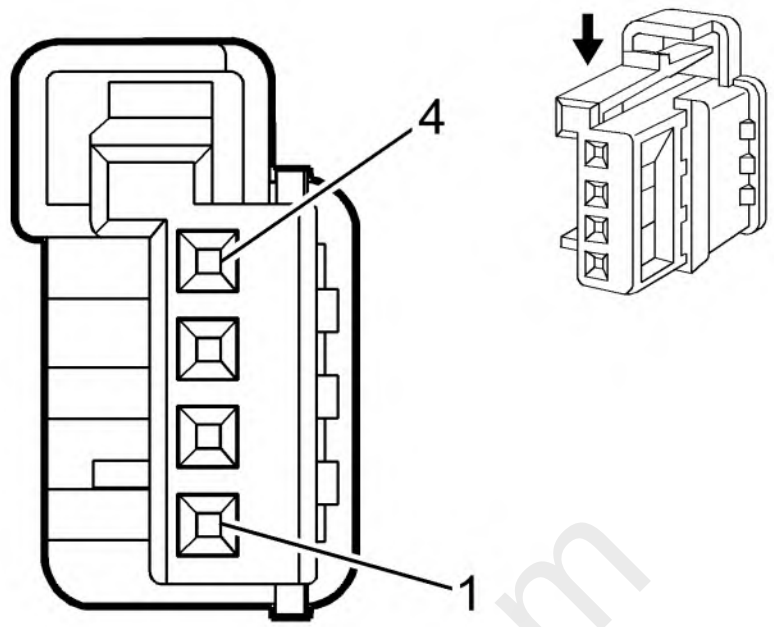

Connector Part Information

- Harness Type: Floor Console
- OEM Connector: 13271139
- Service Connector: Service by Harness - See Part Catalog
- Description: 4-Way F 0.64 Micro-Quadlock Series (WH)

Terminal Part Information

Terminal Type ID	Terminated Lead	Diagnostic Test Probe	Terminal Removal Tool	Service Terminal	Tray Name	Core Crimp	Insulation Crimp
I	Not Required	J-35616-64B (LT BU)	No Tool Required	Not Required	Not Required	Not Required	Not Required

Pin	Size	Color	Circuit	Function	Terminal Type ID	Option
1	0.35	BK	2250	Ground	I	Z88+KA1/KA6
2	-	-	-	Not Occupied	-	-
3	0.35	GN/WH	4115	Local Interconnect Network Serial Data Bus 15	I	Z88+KA1/KA6
4	0.35	RD/YE	2340	Battery Positive Voltage	I	Z88+KA1/KA6

S32LR SEAT HEATING SWITCH - LEFT REAR (KA6)

mcx30.com

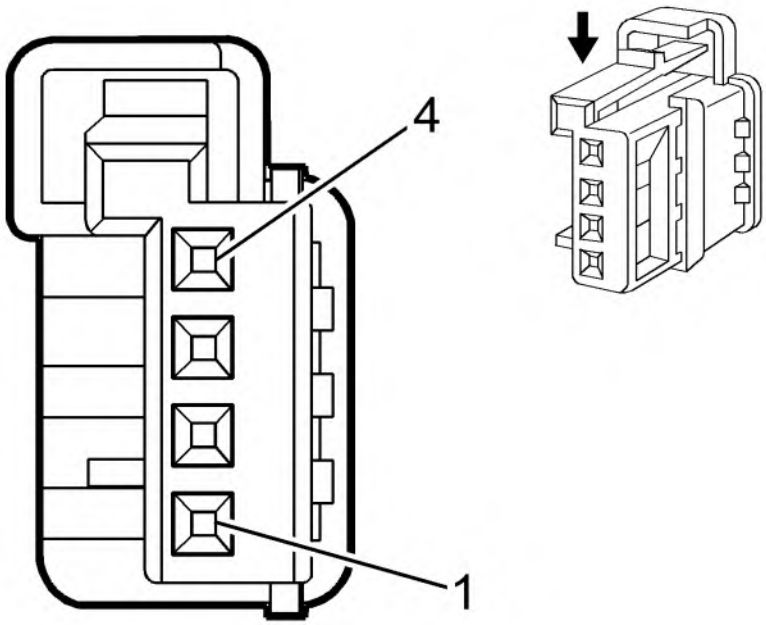

Connector Part Information

- Harness Type: Floor Console
- OEM Connector: 13271139
- Service Connector: Service by Harness - See Part Catalog
- Description: 4-Way F 0.64 Micro-Quadlock Series (WH)

Terminal Part Information

Terminal Type ID	Terminated Lead	Diagnostic Test Probe	Terminal Removal Tool	Service Terminal	Tray Name	Core Crimp	Insulation Crimp
I	Not Required	J-35616-64B (LT BU)	No Tool Required	Not Required	Not Required	Not Required	Not Required

Pin	Size	Color	Circuit	Function	Terminal Type ID	Option
1	0.35	BK	2250	Ground	I	KA6
2	-	-	-	Not Occupied	-	-
3	0.35	GN/WH	4115	Local Interconnect Network Serial Data Bus 15	I	-
4	0.35	RD/GY	2840	Battery Positive Voltage	I	KA6

S32P SEAT HEATING SWITCH - PASSENGER (Z88+KA1)

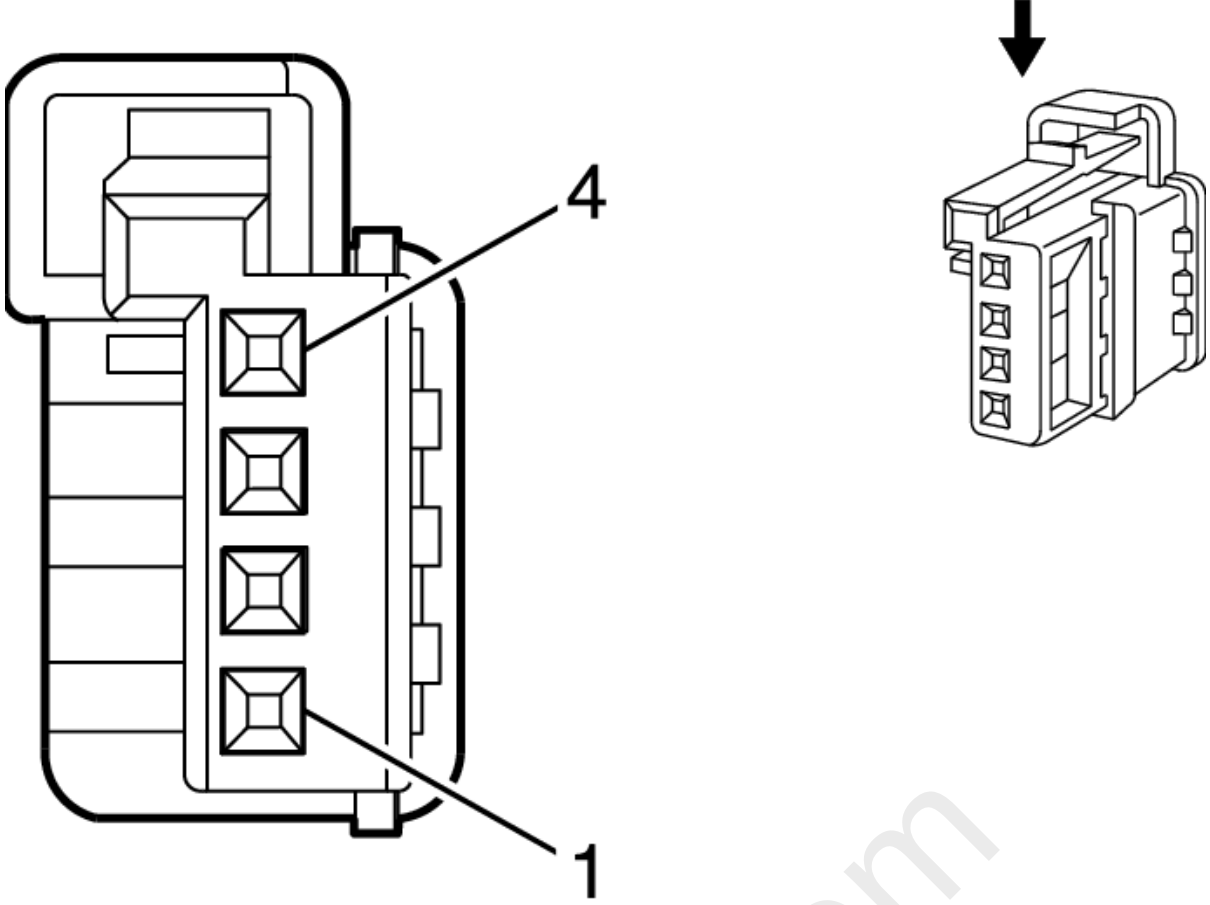

Connector Part Information

- Harness Type: Floor Console
- OEM Connector: 13580946
- Service Connector: Service by Harness - See Part Catalog
- Description: 4-Way F 0.64 Micro-Quadlock Series (BN)

Terminal Part Information

Terminal Type ID	Terminated Lead	Diagnostic Test Probe	Terminal Removal Tool	Service Terminal	Tray Name	Core Crimp	Insulation Crimp
I	Not Required	J-35616-64B (LT BU)	No Tool Required	Not Required	Not Required	Not Required	Not Required

Pin	Size	Color	Circuit	Function	Terminal Type ID	Option
1	0.35	BK	2250	Ground	I	Z88+KA1/KA6
2	-	-	-	Not Occupied	-	-
3	0.35	GN/WH	4115	Local Interconnect Network Serial Data Bus 15	I	Z88+KA1/KA6
4	0.35	RD/YE	2340	Battery Positive Voltage	I	Z88+KA1/KA6

S32RR SEAT HEATING SWITCH - RIGHT REAR (KA6)

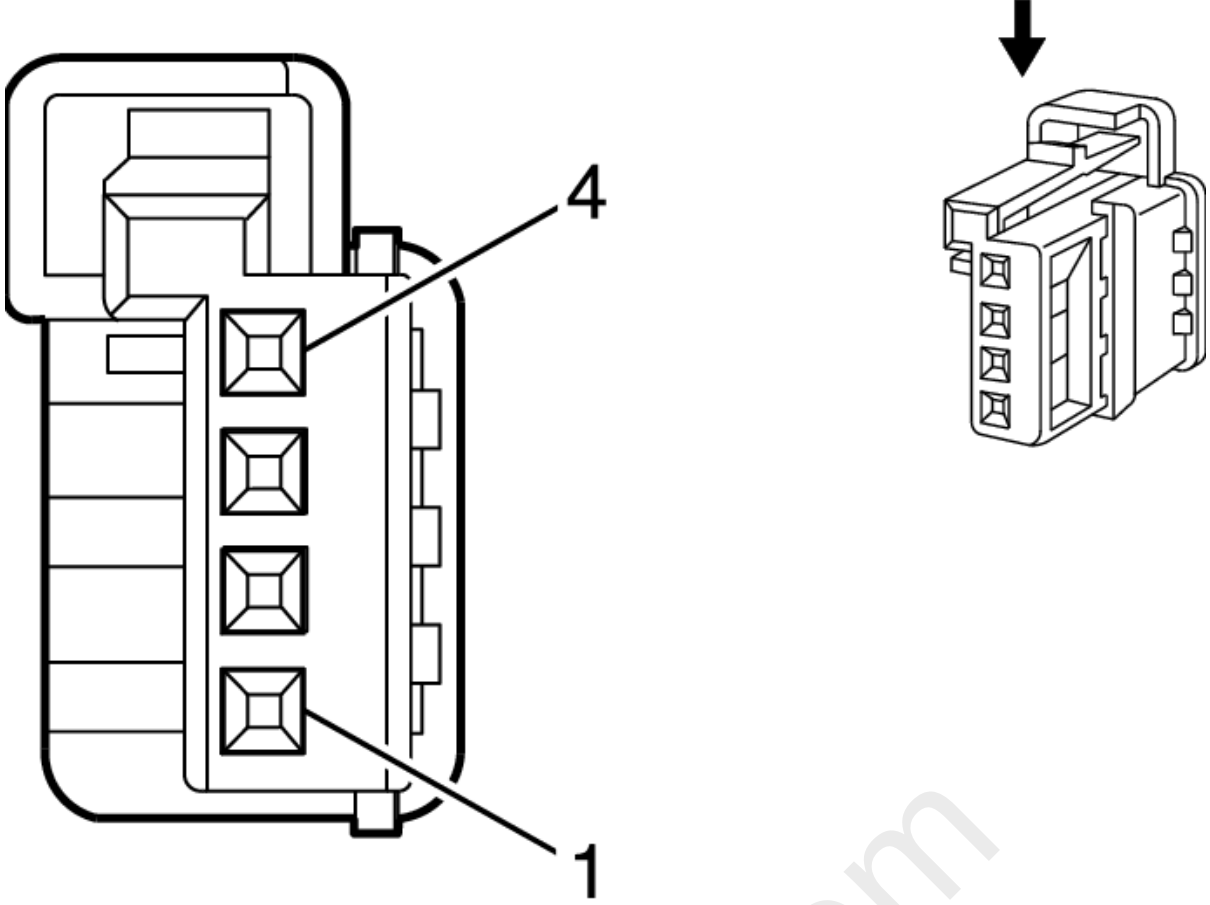

Connector Part Information

- Harness Type: Floor Console
- OEM Connector: 13580946
- Service Connector: Service by Harness - See Part Catalog
- Description: 4-Way F 0.64 Micro-Quadlock Series (BN)

Terminal Part Information

Terminal Type ID	Terminated Lead	Diagnostic Test Probe	Terminal Removal Tool	Service Terminal	Tray Name	Core Crimp	Insulation Crimp
I	Not Required	J-35616-64B (LT BU)	No Tool Required	Not Required	Not Required	Not Required	Not Required

Pin	Size	Color	Circuit	Function	Terminal Type ID	Option
1	0.35	BK	2250	Ground	I	KA6
2	-	-	-	Not Occupied	-	-
3	0.35	GN/WH	4115	Local Interconnect Network Serial Data Bus 15	I	-
4	0.35	RD/GY	2840	Battery Positive Voltage	I	KA6

S33 HORN SWITCH X1

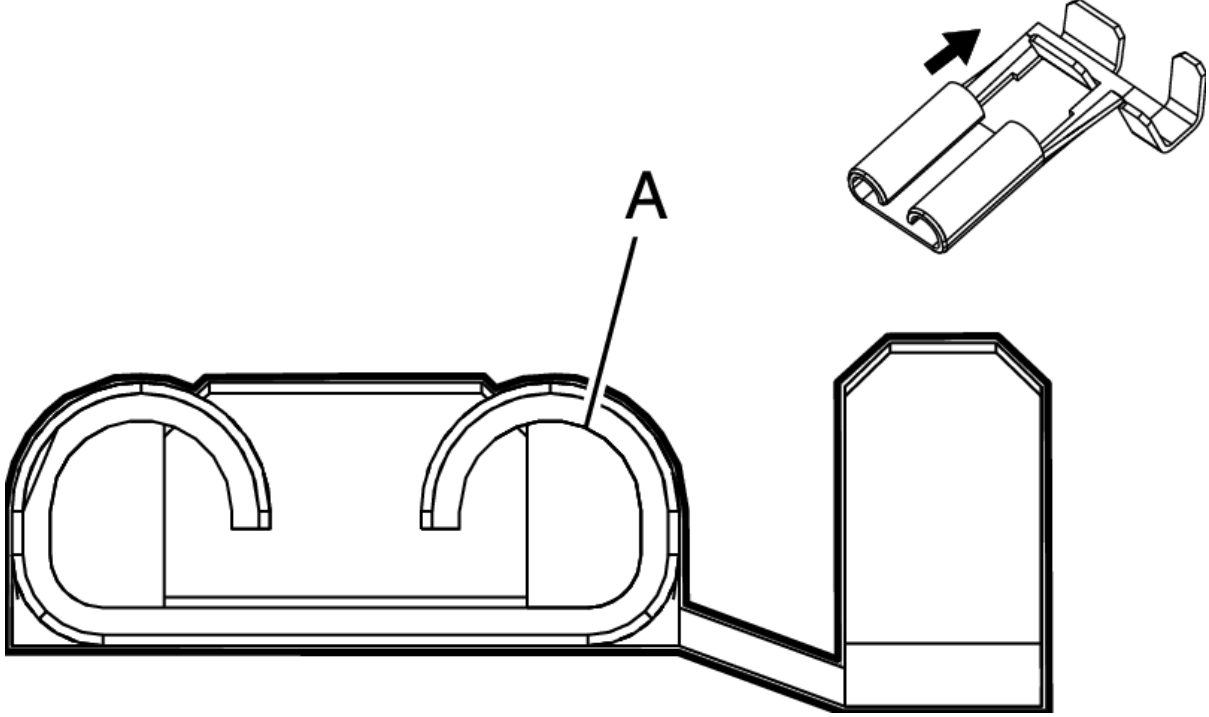

Connector Part Information

- Harness Type: Steering Wheel
- OEM Connector: 1742086-1
- Service Connector: Service by Harness - See Part Catalog
- Description: 1-Way F Fast-In-On Series

Terminal Part Information

Terminal Type ID	Terminated Lead	Diagnostic Test Probe	Terminal Removal Tool	Service Terminal	Tray Name	Core Crimp	Insulation Crimp
I	Not Required	No Tool Required	No Tool Required	Not Required	Not Required	Not Required	Not Required

Pin	Size	Color	Circuit	Function	Terminal Type ID	Option
A	0.35	GN/WH	3287	Horn Switch Signal	I	-

S33 HORN SWITCH X2

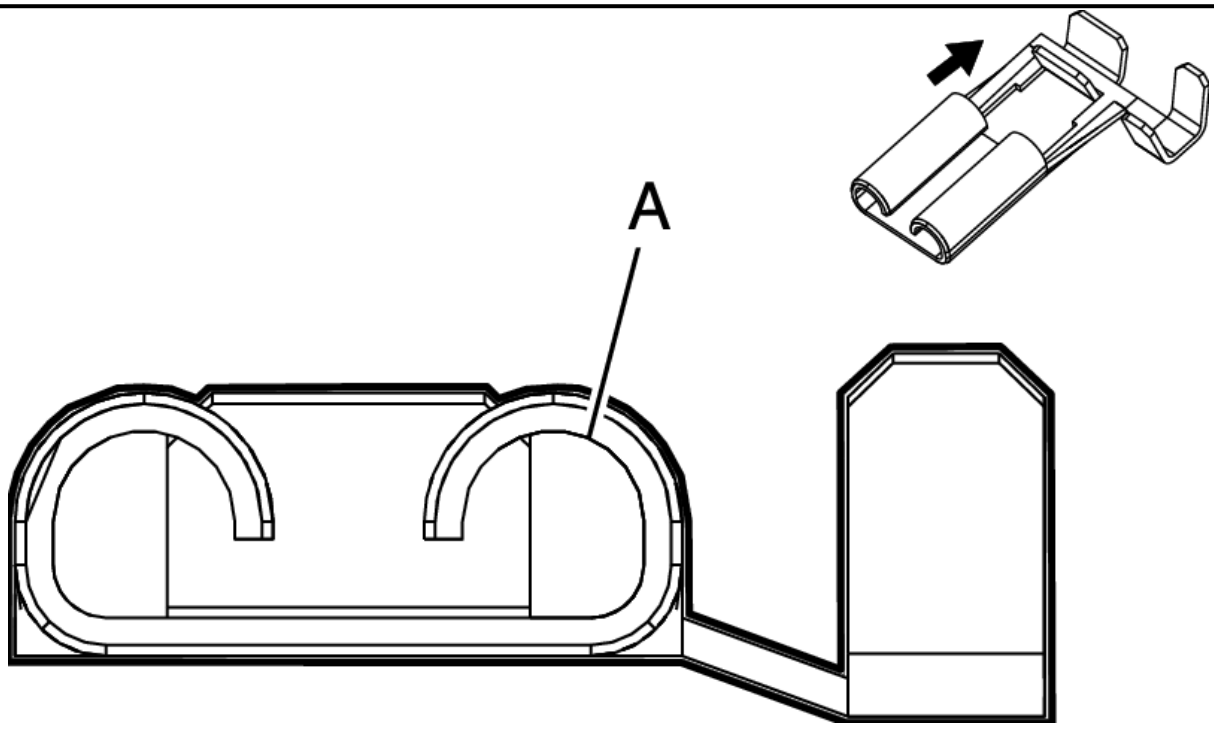

Connector Part Information

- Harness Type: Steering Wheel
- OEM Connector: 1742086-1
- Service Connector: Service by Harness - See Part Catalog
- Description: 1-Way F Fast-In-On Series

Terminal Part Information

Terminal Type ID	Terminated Lead	Diagnostic Test Probe	Terminal Removal Tool	Service Terminal	Tray Name	Core Crimp	Insulation Crimp
I	Not Required	No Tool Required	No Tool Required	Not Required	Not Required	Not Required	Not Required

Pin	Size	Color	Circuit	Function	Terminal Type ID	Option
A	0.35	BK	1650	Ground	I	-

S38 IGNITION MODE SWITCH (X88)

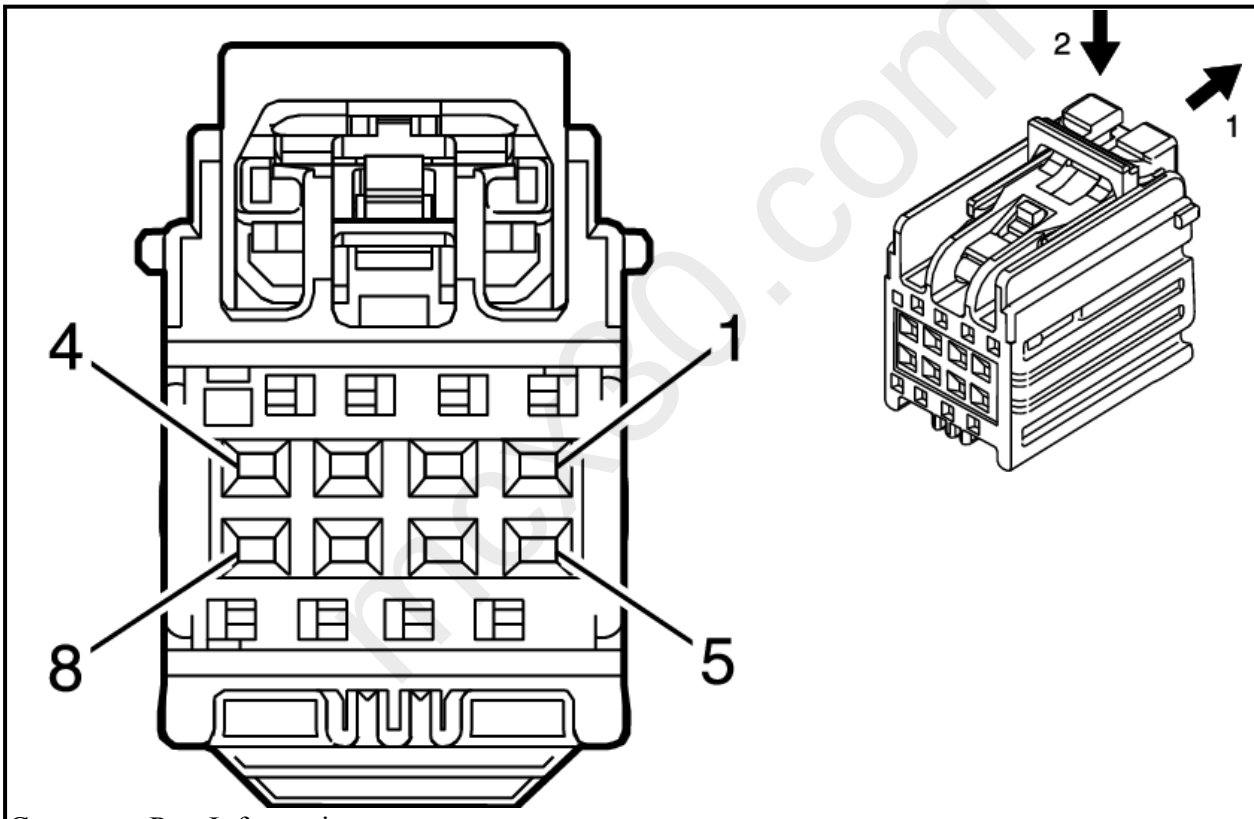

Connector Part Information

- Harness Type: Instrument Panel
- OEM Connector: 13593893
- Service Connector: 19355209
- Description: 8-Way F YESC Kaizen Series (GY)

Terminal Part Information

Terminal Type ID	Terminated Lead	Diagnostic Test Probe	Terminal Removal Tool	Service Terminal	Tray Name	Core Crimp	Insulation Crimp
I	Not Required	J-35616-64B (LT BU)	No Tool Required	Not Required	Not Required	Not Required	Not Required

Pin	Size	Color	Circuit	Function	Terminal Type ID	Option
1	-	-	-	Not Occupied	-	-
2	0.35	BN/BK	5720	Ignition Mode Switch Accessory LED Signal	I	-
3	0.13	GN/BK	3558	Passive Start Switch Signal 2	I	-
4	0.35	BK	1650	Ground	I	-
5	0.35	BU/BK	5719	Ignition Mode Switch Start LED Signal	I	-
6	0.35	BU/GN	5723	Ignition Mode Switch Mode Voltage	I	-
7	0.13	BK/GY	3559	Passive Start Switch 2 Low Reference	I	-
8	0.35	YE	6817	LED Backlight Dimming Control	I	-

S38 IGNITION MODE SWITCH (Z88)

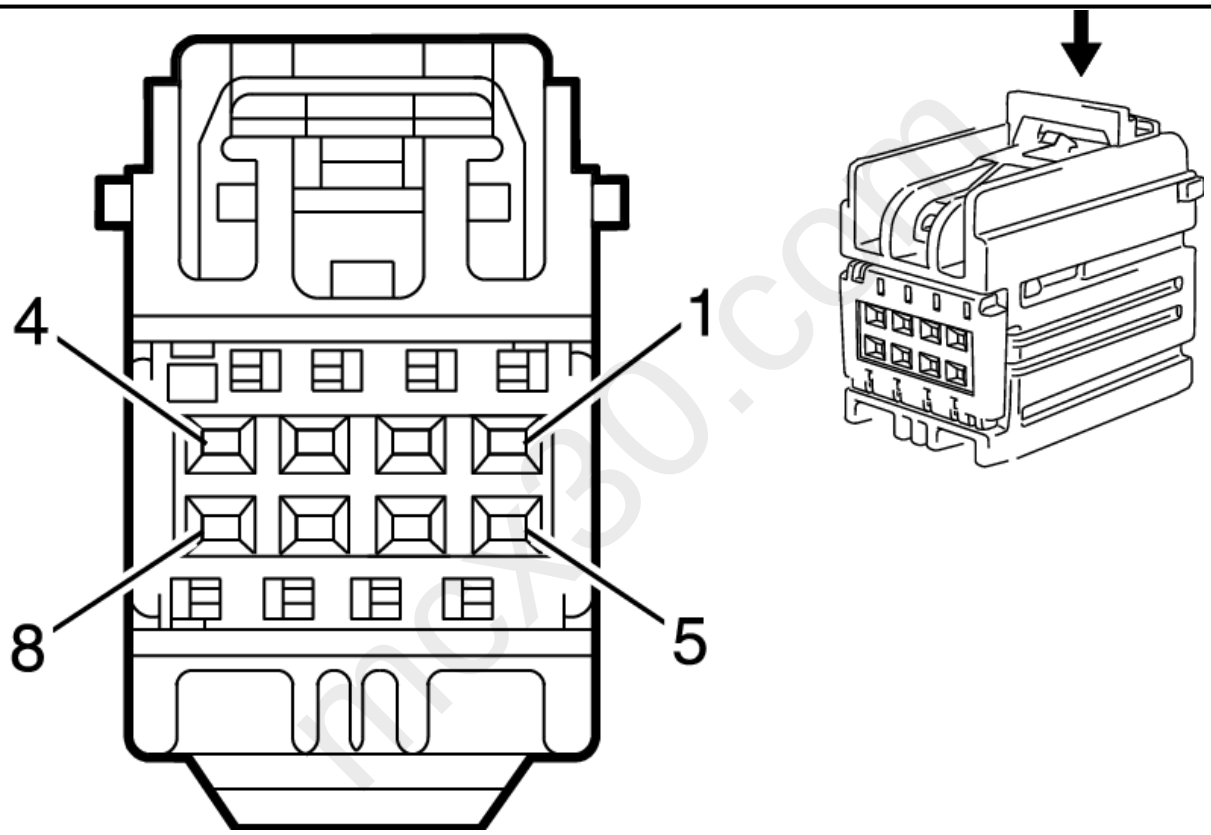

Connector Part Information

- Harness Type: Instrument Panel
- OEM Connector: 89047354
- Service Connector: 19368737
- Description: 8-Way F YESC Kaizen Series (L-GY)

Terminal Part Information

Terminal Type ID	Terminated Lead	Diagnostic Test Probe	Terminal Removal Tool	Service Terminal	Tray Name	Core Crimp	Insulation Crimp
I	Not Required	J-35616-64B (LT BU)	No Tool Required	Not Required	Not Required	Not Required	Not Required

Pin	Size	Color	Circuit	Function	Terminal Type ID	Option

Pin	Size	Color	Circuit	Function	Terminal Type ID	Option
1	-	-	-	Not Occupied	-	-
2	0.35	BN/BK	5720	Ignition Mode Switch Accessory LED Signal	I	-
3	0.13	GN/BK	3558	Passive Start Switch Signal 2	I	-
4	0.35	BK	1650	Ground	I	-
5	0.35	BU/BK	5719	Ignition Mode Switch Start LED Signal	I	-
6	0.35	BU/GN	5723	Ignition Mode Switch Mode Voltage	I	-
7	0.13	BK/GY	3559	Passive Start Switch 2 Low Reference	I	-
8	0.35	YE	6817	LED Backlight Dimming Control	I	-

S45B LIFTGATE CONTROL SWITCH - INTERIOR (TB5/TC2)

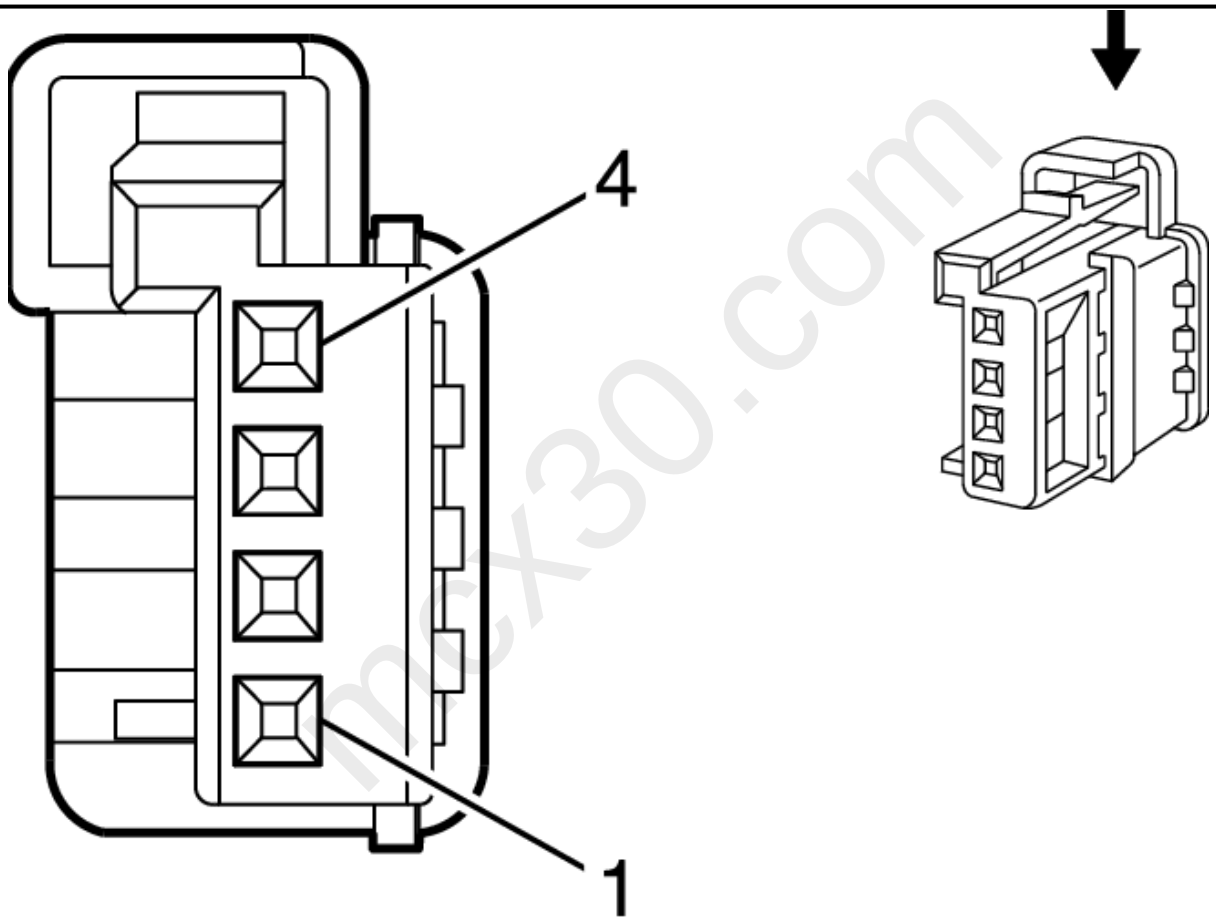

mcx30.com

Connector Part Information

- Harness Type: Driver Door Trim Panel
- OEM Connector: 13216377
- Service Connector: Service by Harness - See Part Catalog
- Description: 4-Way F 0.64 Micro-Quadlock Series (BK)

Terminal Part Information

Terminal Type ID	Terminated Lead	Diagnostic Test Probe	Terminal Removal Tool	Service Terminal	Tray Name	Core Crimp	Insulation Crimp
I	Not Required	J-35616-64B (LT BU)	No Tool Required	Not Required	Not Required	Not Required	Not Required

Pin	Size	Color	Circuit	Function	Terminal Type ID	Option
1	0.35	BK	1550	Ground	I	TB5/TC2
2	0.35	YE	6817	LED Backlight Dimming Control	I	TB5/TC2
3	0.35	GN	6112	Power Lift Gate On/Off Switch Signal	I	TB5/TC2
4	0.35	GY/BK	6113	Rear Lift Gate Open/Close Switch Signal	I	TB5/TC2

S46B LIFTGATE UNLATCH SWITCH

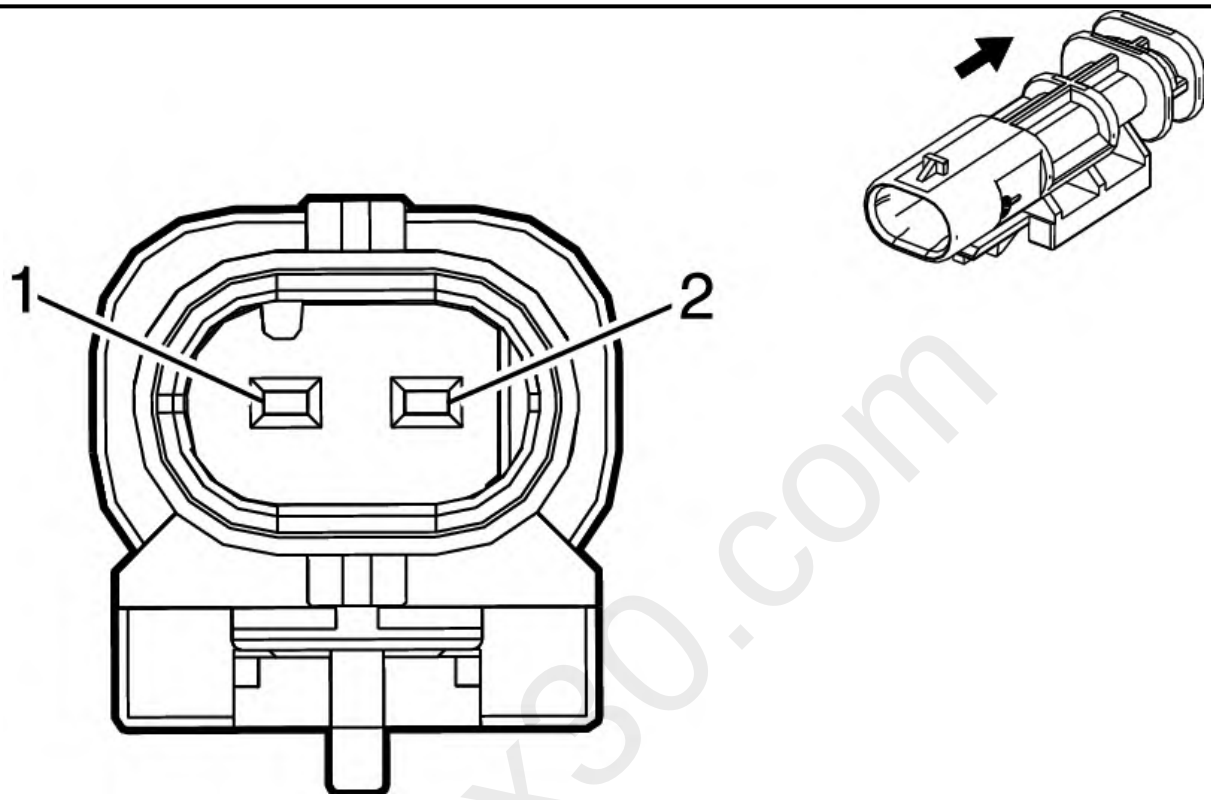

Connector Part Information

- Harness Type: Liftgate
- OEM Connector: 13505427
- Service Connector: Service by Harness - See Part Catalog
- Description: 2-Way M 1.2 Multilock Series, Sealed (BK)

Terminal Part Information

Terminal Type ID	Terminated Lead	Diagnostic Test Probe	Terminal Removal Tool	Service Terminal	Tray Name	Core Crimp	Insulation Crimp
I	Not Required	J-35616-17 (LT GN)	No Tool Required	Not Required	Not Required	Not Required	Not Required

Pin	Size	Color	Circuit	Function	Terminal Type ID	Option
1	0.5 0.35	BK BK	2550 5797	Ground Rear Closure Handle Switch Open Signal	I I	TB4 TB5/TC2
2	0.5 0.35	BK BK/VT	5797 4656	Rear Closure Handle Switch Open Signal Rear Closure Object Sensor Low Reference	I I	TB4 TB5/TC2

mcx30.com

S47D SEAT MEMORY SWITCH - DRIVER (A45/A74)

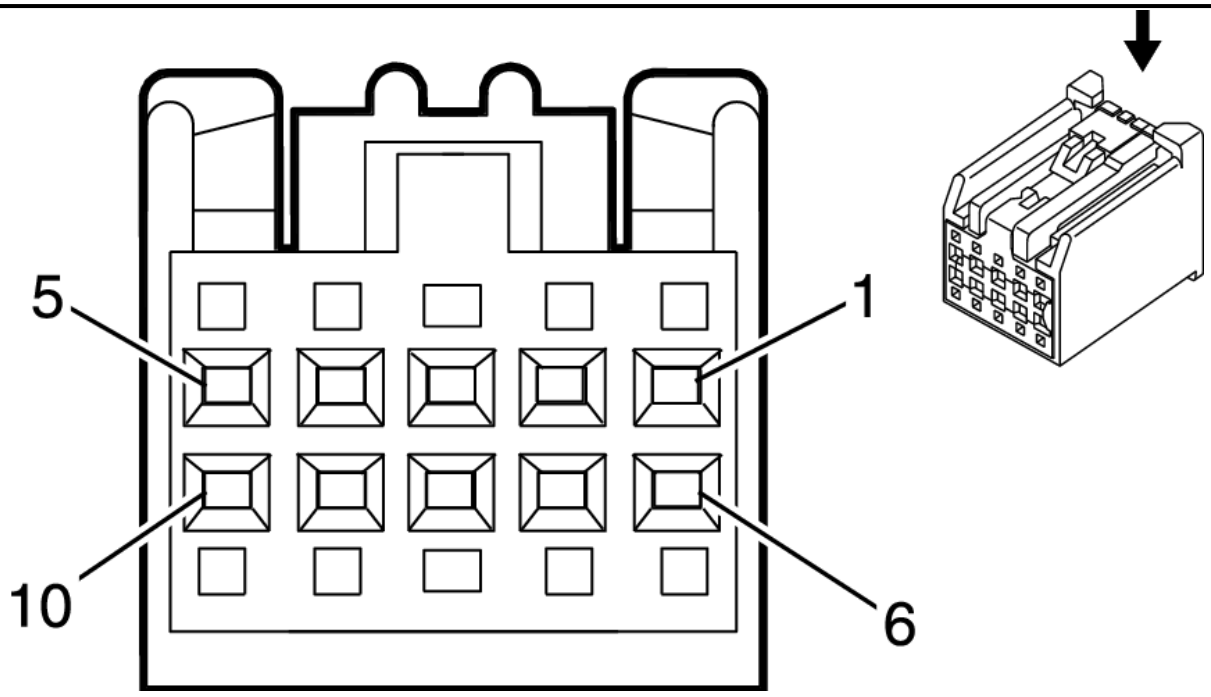

Connector Part Information

- Harness Type: Driver Door Trim Panel
- OEM Connector: 13577390
- Service Connector: Service by Harness - See Part Catalog
- Description: 10-Way F 0.64 Kaizen Series (BK)

Terminal Part Information

Terminal Type ID	Terminated Lead	Diagnostic Test Probe	Terminal Removal Tool	Service Terminal	Tray Name	Core Crimp	Insulation Crimp
I	Not Required	J-35616-64B (LT BU)	No Tool Required	Not Required	Not Required	Not Required	Not Required

Pin	Size	Color	Circuit	Function	Terminal Type ID	Option
1	0.35	BK	1550	Ground	I	A45
2	0.35	YE	6817	LED Backlight Dimming Control	I	A45
3 - 4	-	-	-	Not Occupied	-	-
5	0.35	BU/GN	614	Memory Seat Switch Set Signal	I	A45
6	0.35	WH	615	Memory Seat Switch Signal 1	I	A45
7 - 10	-	-	-	Not Occupied	-	-

S64D SEAT ADJUSTER SWITCH - DRIVER (AG1)

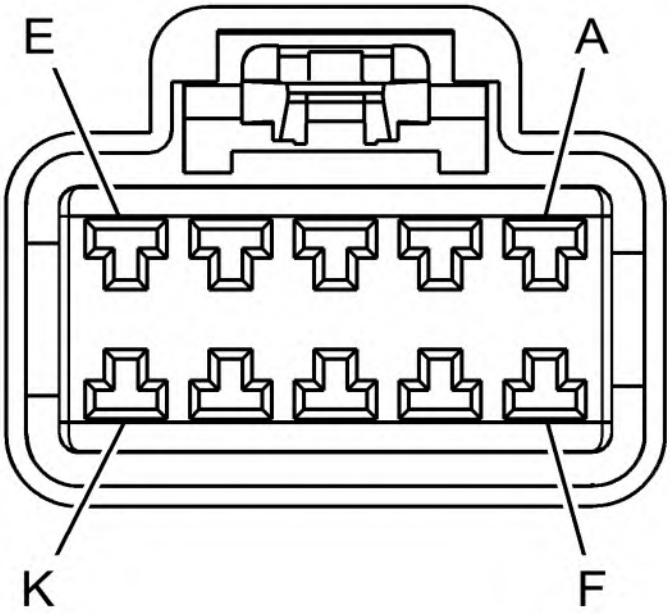

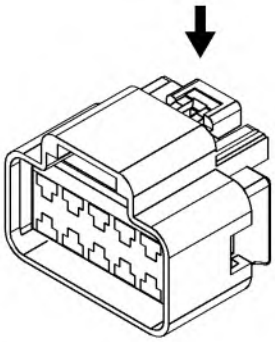

Connector Part Information

- Harness Type: Driver Seat
- OEM Connector: 15326931
- Service Connector: Service by Harness - See Part Catalog
- Description: 10-Way F 280 GT Series (BK)

Terminal Part Information

Terminal Type ID	Terminated Lead	Diagnostic Test Probe	Terminal Removal Tool	Service Terminal	Tray Name	Core Crimp	Insulation Crimp
I	Not Required	J-35616-4A (PU)	No Tool Required	Not Required	Not Required	Not Required	Not Required

Pin	Size	Color	Circuit	Function	Terminal Type ID	Option
A	0.5 1.5	GN/BN GN/BN	1518 286	Power Seat Front Vertical Up Switch Signal Driver Power Seat Front Vertical Motor Up Control	I I	A45/A74 AG1-A45-A74
B	2	BK	2350	Ground	I	-
C	0.5 1.5	GY/GN GY/GN	1523 284	Power Seat Horizontal Rearward Switch Signal Driver Power Seat Horizontal Motor Rearward Control	I I	A45/A74 AG1-A45-A74
D	0.5 1.5	YE/BN YE/BU	1522 285	Power Seat Horizontal Forward Switch Signal Driver Power Seat Horizontal Motor Forward Control	I I	A45/A74 AG1-A45-A74
E	0.75 2	BK RD/BN	2350 2940	Ground Battery Positive Voltage	I I	A45/A74 AG1-A45-A74
F	0.5 1.5	YE YE	1519 282	Power Seat Rear Vertical Up Switch Signal Driver Power Seat Rear Vertical Motor Up Control	I I	A45/A74 AG1-A45-A74

Pin	Size	Color	Circuit	Function	Terminal Type ID	Option
G	0.5 1.5	GN/GY BU/YE	1270 277	Power Seat Recline Rearward Switch Signal Driver Power Seat Recline Motor Rearward Control	I I	A45/A74 AG1-A45-A74
H	0.5 1.5	GY/BK GN/YE	1269 276	Power Seat Recline Forward Switch Signal Driver Power Seat Recline Motor Forward Control	I I	A45/A74 AG1-A45-A74
J	0.5 1.5	YE/BU GY/BU	1521 283	Power Seat Rear Vertical Down Switch Signal Driver Power Seat Rear Vertical Motor Down Control	I I	A45/A74 AG1-A45-A74
K	0.5 1.5	BU/VT BU/VT	1520 287	Power Seat Front Vertical Down Switch Signal Driver Power Seat Front Vertical Motor Down Control	I I	A45/A74 AG1-A45-A74

S64P SEAT ADJUSTER SWITCH - PASSENGER (AG2+X88)

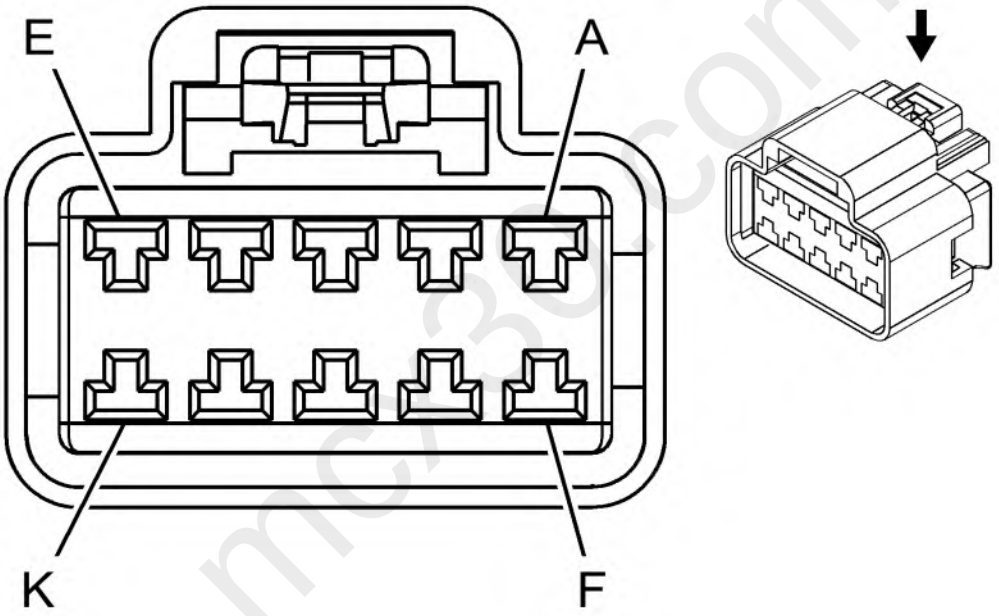

Connector Part Information

- Harness Type: Passenger Seat
- OEM Connector: 15326931
- Service Connector: Service by Harness - See Part Catalog
- Description: 10-Way F 280 GT Series (BK)

Terminal Part Information

Terminal Type ID	Terminated Lead	Diagnostic Test Probe	Terminal Removal Tool	Service Terminal	Tray Name	Core Crimp	Insulation Crimp
I	Not Required	J-35616-4A (PU)	No Tool Required	Not Required	Not Required	Not Required	Not Required

Pin	Size	Color	Circuit	Function	Terminal Type ID	Option

Pin	Size	Color	Circuit	Function	Terminal Type ID	Option
A	1.5	GN/BU	298	Passenger Power Seat Front Vertical Motor Down Control	I	-
B	2.5	BK	1950	Ground	I	-
C	1.5	YE/BU	290	Passenger Power Seat Horizontal Motor Rearward Control	I	-
D	1.5	YE/WH	296	Passenger Power Seat Horizontal Motor Forward Control	I	-
E	2.5	RD/YE	240	Battery Positive Voltage	I	-
F	1.5	BU/WH	289	Passenger Power Seat Rear Vertical Motor Down Control	I	-
G	1.5	BU/BN	77	Passenger Power Seat Recline Motor Rearward Control	I	-
H	1.5	GN	76	Passenger Power Seat Recline Motor Forward Control	I	-
J	1.5	GN/WH	288	Passenger Power Seat Rear Vertical Motor Up Control	I	-
K	1.5	GN/VT	297	Passenger Power Seat Front Vertical Motor Up Control	I	-

S64P SEAT ADJUSTER SWITCH - PASSENGER (AG2+Z88)

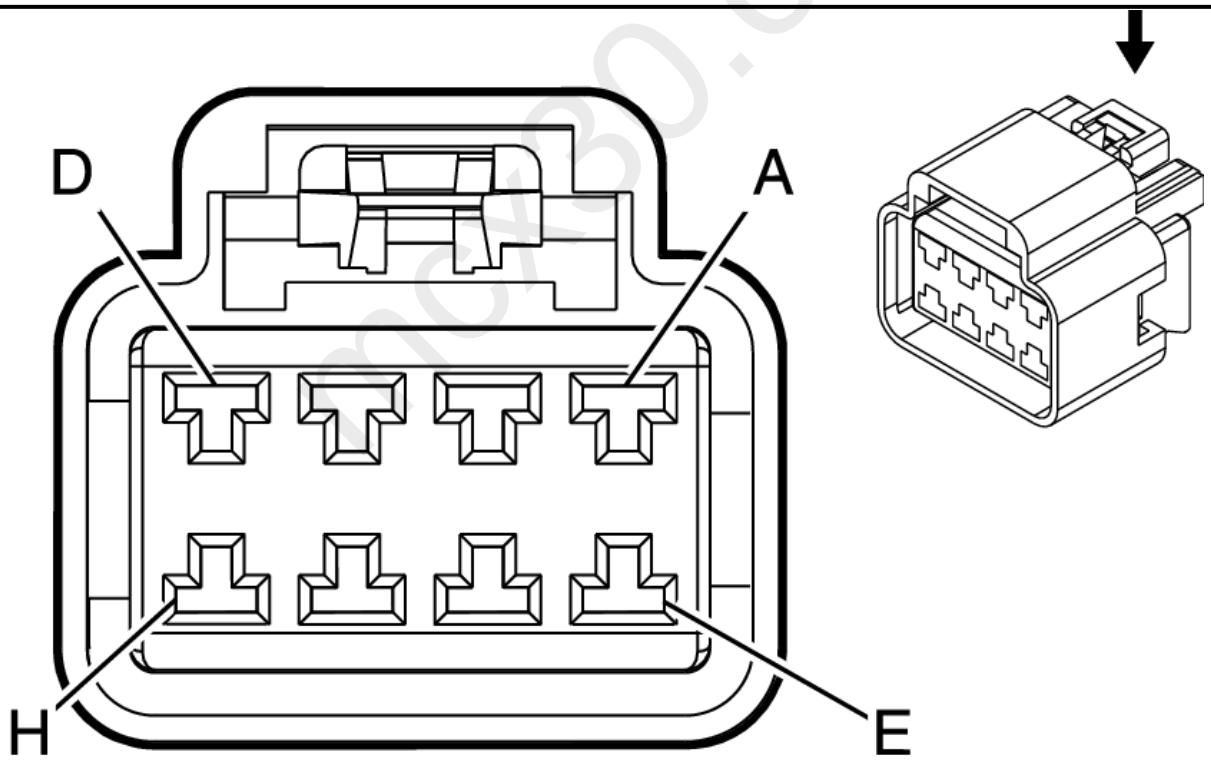

Connector Part Information

- Harness Type: Passenger Seat
- OEM Connector: 15326924
- Service Connector: Service by Harness - See Part Catalog
- Description: 8-Way F 280 GT Series (BK)

Terminal Part Information

Terminal Type ID	Terminated Lead	Diagnostic Test Probe	Terminal Removal Tool	Service Terminal	Tray Name	Core Crimp	Insulation Crimp
I	Not Required	J-35616-4A (PU)	No Tool Required	Not Required	Not Required	Not Required	Not Required

Pin	Size	Color	Circuit	Function	Terminal Type ID	Option
A	1.5	GN/BU	298	Passenger Power Seat Front Vertical Motor Down Control	I	-
B	2.5	BK	1950	Ground	I	-
C	1.5	YE/WH	296	Passenger Power Seat Horizontal Motor Forward Control	I	-
D	2.5	RD/YE	240	Battery Positive Voltage	I	-
E	1.5	BU/WH	289	Passenger Power Seat Rear Vertical Motor Down Control	I	-
F	1.5	YE/BU	290	Passenger Power Seat Horizontal Motor Rearward Control	I	-
G	1.5	GN/WH	288	Passenger Power Seat Rear Vertical Motor Up Control	I	-
H	1.5	GN/VT	297	Passenger Power Seat Front Vertical Motor Up Control	I	-

S65D SEAT LUMBAR SUPPORT SWITCH - DRIVER (AL9)

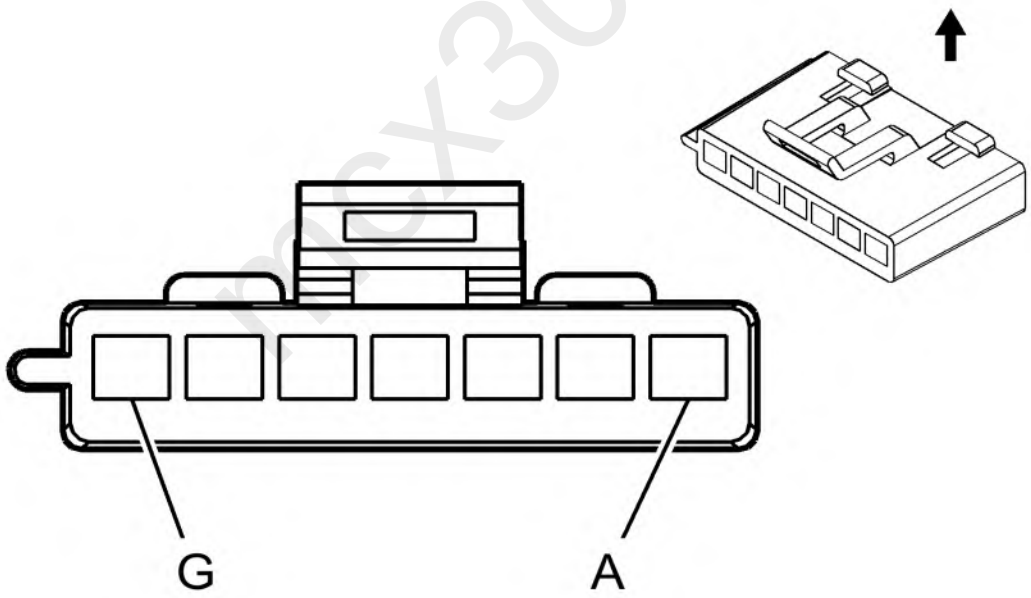

Connector Part Information

- Harness Type: Driver Seat
- OEM Connector: 12052854
- Service Connector: Service by Harness - See Part Catalog
- Description: 7-Way F 280 Metri-Pack Series (BK)

Terminal Part Information

Terminal Type ID	Terminated Lead	Diagnostic Test Probe	Terminal Removal Tool	Service Terminal	Tray Name	Core Crimp	Insulation Crimp
I	Not Required	J-35616-4A (PU)	No Tool Required	Not Required	Not Required	Not Required	Not Required

Pin	Size	Color	Circuit	Function	Terminal Type ID	Option
A	-	-	-	Not Occupied	-	-
B	0.35	VT	610	Driver Power Seat Lumbar Motor Rearward Control	I	-
C	0.35	BU	611	Driver Power Seat Lumbar Motor Forward Control	I	-
D	-	-	-	Not Occupied	-	-
E	0.5	BK	2350	Ground	I	-
F	-	-	-	Not Occupied	-	-
G	0.35	RD/GN	1540	Battery Positive Voltage	I	-

S65P SEAT LUMBAR SUPPORT SWITCH - PASSENGER (AT9)

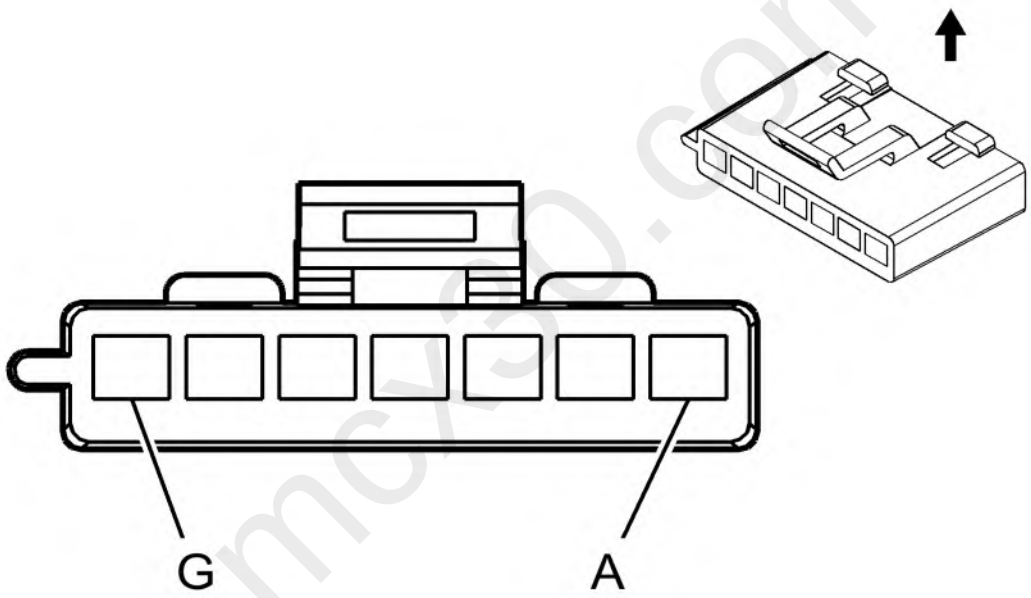

Connector Part Information

- Harness Type: Passenger Seat
- OEM Connector: 12052854
- Service Connector: Service by Harness - See Part Catalog
- Description: 7-Way F 280 Metri-Pack Series (BK)

Terminal Part Information

Terminal Type ID	Terminated Lead	Diagnostic Test Probe	Terminal Removal Tool	Service Terminal	Tray Name	Core Crimp	Insulation Crimp
I	Not Required	J-35616-4A (PU)	No Tool Required	Not Required	Not Required	Not Required	Not Required

Pin	Size	Color	Circuit	Function	Terminal Type ID	Option

Pin	Size	Color	Circuit	Function	Terminal Type ID	Option
A	-	-	-	Not Occupied	-	-
B	0.35	VT	210	Passenger Power Seat Lumbar Motor Rearward Control	I	-
C	0.35	BU	211	Passenger Power Seat Lumbar Motor Forward Control	I	-
D	-	-	-	Not Occupied	-	-
E	0.35	BK	1950	Ground	I	-
F	-	-	-	Not Occupied	-	-
G	0.35	RD/GN	1540	Battery Positive Voltage	I	-

S70E STEERING WHEEL CONTROLS SWITCH - RADIO PRESETS

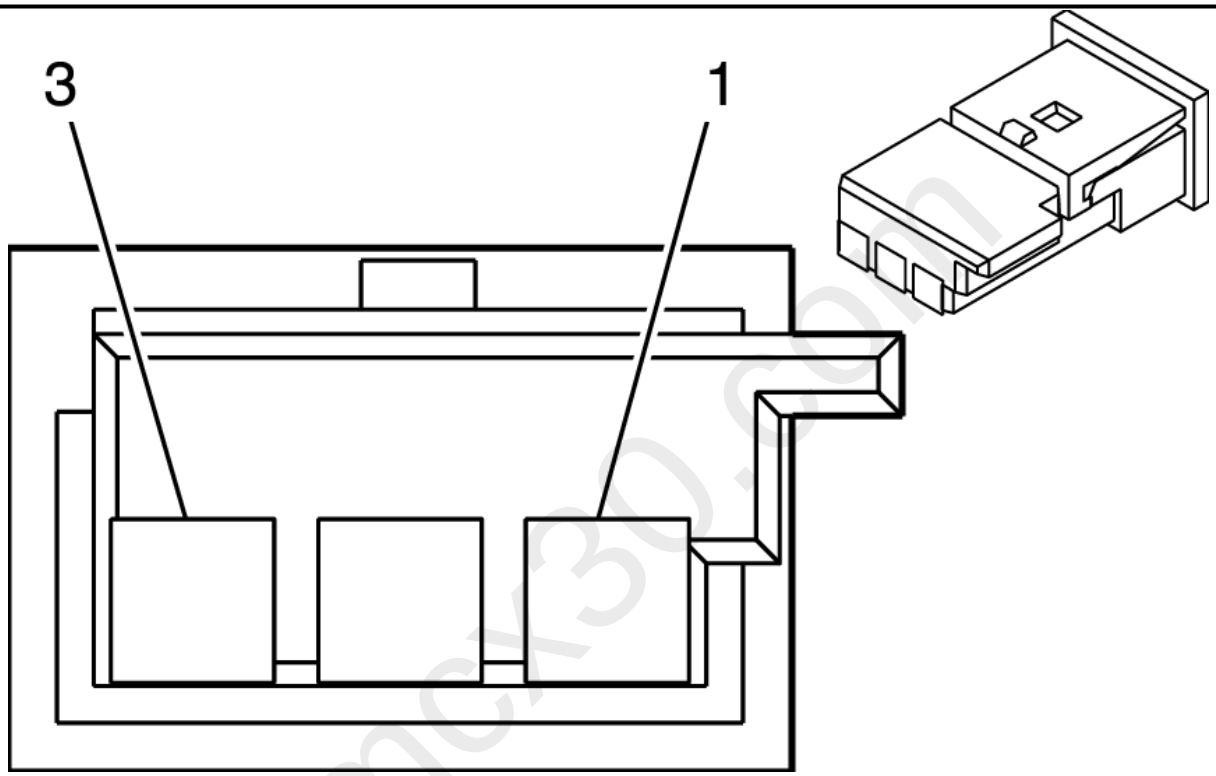

Connector Part Information

- Harness Type: Steering Wheel
- OEM Connector: 13153088
- Service Connector: Service by Harness - See Part Catalog
- Description: 3-Way F 0.64 Micro-Quadlock Series (BK)

Terminal Part Information

Terminal Type ID	Terminated Lead	Diagnostic Test Probe	Terminal Removal Tool	Service Terminal	Tray Name	Core Crimp	Insulation Crimp
I	Not Required	No Tool Required	No Tool Required	Not Required	Not Required	Not Required	Not Required

Pin	Size	Color	Circuit	Function	Terminal Type ID	Option
1	0.35	GY/OG	4313	Radio Favorite Forward Signal	I	-
2	0.35	GN/OG	4312	Radio Favorite Back Signal	I	-
3	0.35	BK	1650	Ground	I	-

S70F STEERING WHEEL CONTROLS SWITCH - RADIO VOLUME

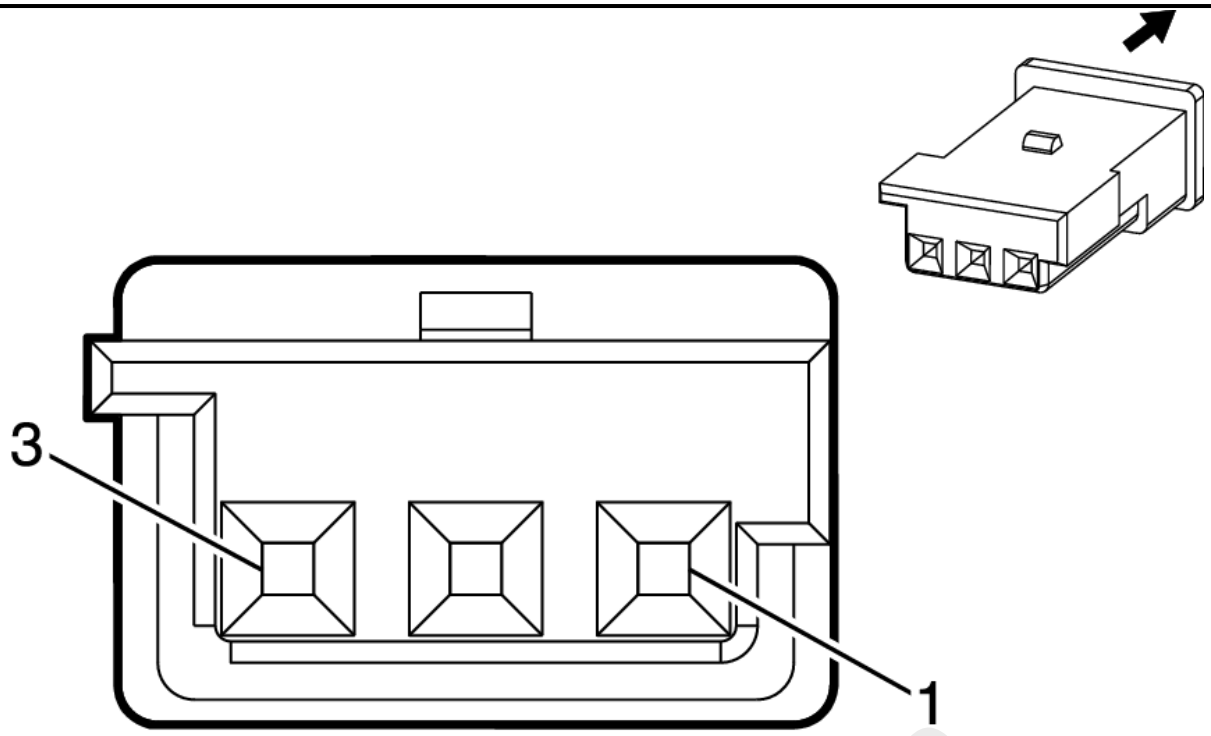

Connector Part Information

- Harness Type: Steering Wheel
- OEM Connector: 19153569
- Service Connector: Service by Harness - See Part Catalog
- Description: 3-Way F Micro-Quadlock Series (PU)

Terminal Part Information

Terminal Type ID	Terminated Lead	Diagnostic Test Probe	Terminal Removal Tool	Service Terminal	Tray Name	Core Crimp	Insulation Crimp
I	Not Required	No Tool Required	No Tool Required	Not Required	Not Required	Not Required	Not Required

Pin	Size	Color	Circuit	Function	Terminal Type ID	Option
1	0.35	BK/BU	4315	Radio Volume Up Signal	I	-
2	0.35	BU/RD	4314	Radio Volume Down Signal	I	-
3	0.35	BK	1650	Ground	I	-

S70L STEERING WHEEL CONTROLS SWITCH - LEFT (EPH)

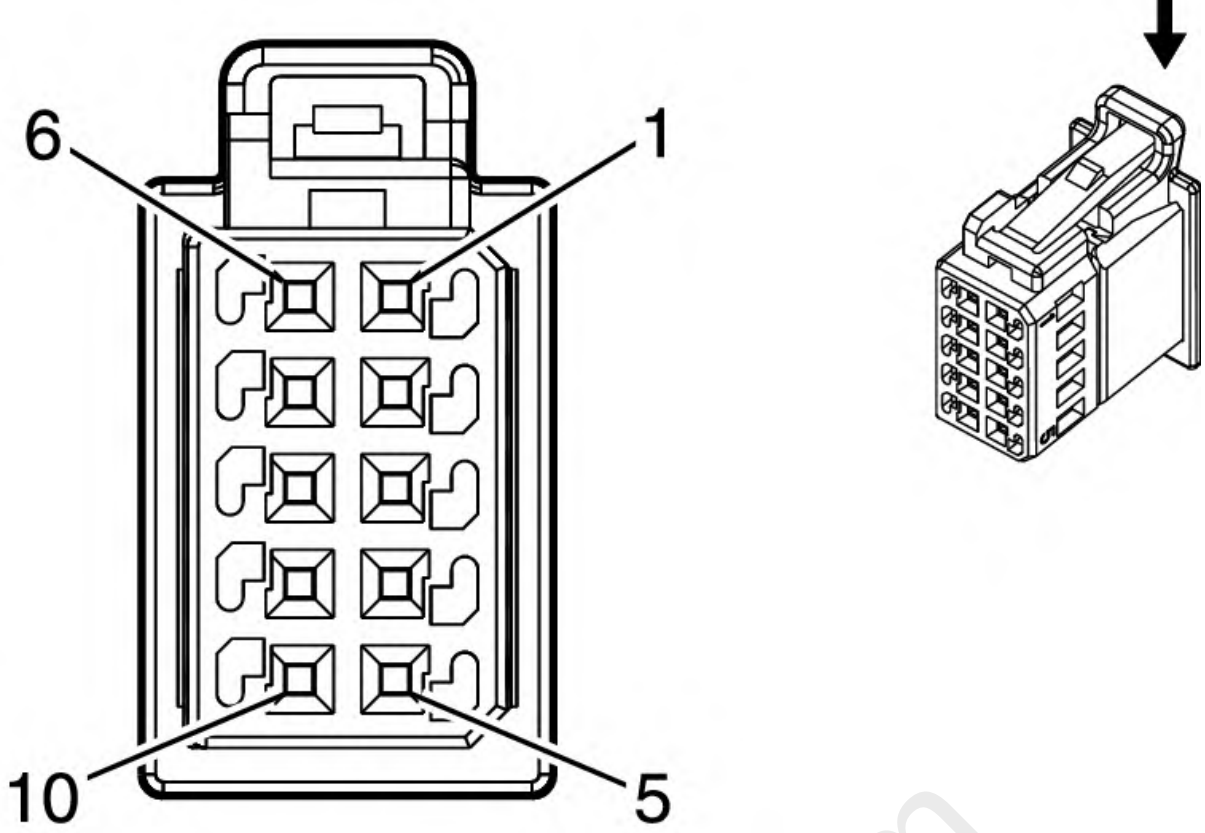

Connector Part Information

- Harness Type: Steering Wheel
- OEM Connector: 13582767
- Service Connector: Service by Harness - See Part Catalog
- Description: 10-Way F 0.64 Micro-Quadlock Series (BK)

Terminal Part Information

Terminal Type ID	Terminated Lead	Diagnostic Test Probe	Terminal Removal Tool	Service Terminal	Tray Name	Core Crimp	Insulation Crimp
I	Not Required	No Tool Required	No Tool Required	Not Required	Not Required	Not Required	Not Required

Pin	Size	Color	Circuit	Function	Terminal Type ID	Option
1	0.35	BK	1650	Ground	I	-
2	-	-	-	Not Occupied	-	-
3	0.35	GN	5737	Adaptive Cruise Control Gap Up/Down Switch Signal	I	-
4	0.35	BK/RD	1884	Cruise Control Set/Coast/Resume/Accelerate Switch Signal	I	-
5	0.35	BU/RD	5883	Heated Steering Wheel Switch Signal	I	-
6	0.35	YE	6817	LED Backlight Dimming Control	I	-
7	0.35	GY	6816	Indicator Dimming Control	I	-
8	0.35	GN/RD	5884	Heated Steering Wheel Switch LED Control	I	-
9	0.35	BN	1444	12V Reference	I	-
10	0.35	RD/BU	2540	Battery Positive Voltage	I	-

S70L STEERING WHEEL CONTROLS SWITCH - LEFT (-EPH)

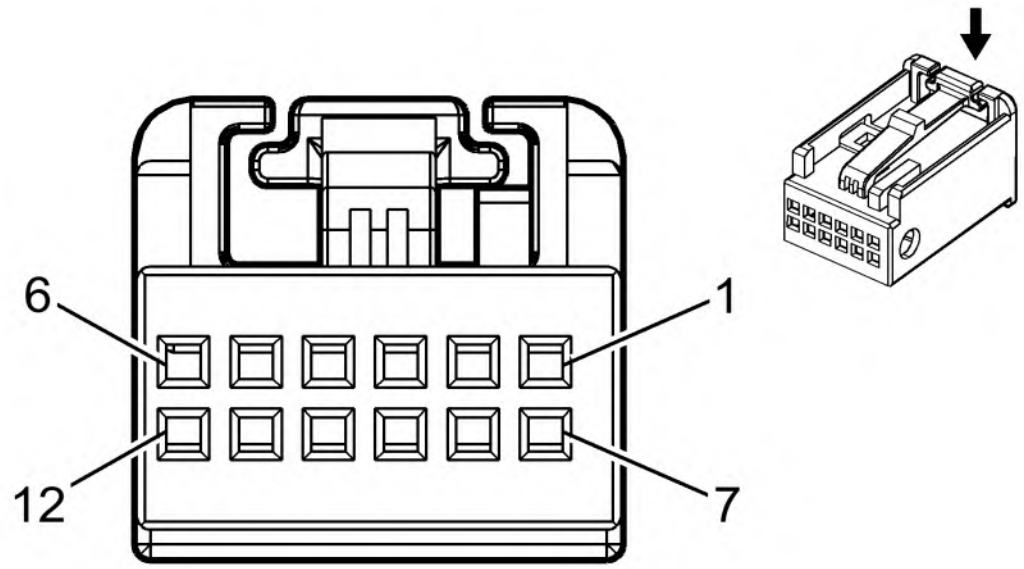

Connector Part Information

- Harness Type: Steering Wheel
- OEM Connector: 13578797
- Service Connector: Service by Harness - See Part Catalog
- Description: 12-Way F 0.64 GET Series (BK with NA Case)

Terminal Part Information

Terminal Type ID	Terminated Lead	Diagnostic Test Probe	Terminal Removal Tool	Service Terminal	Tray Name	Core Crimp	Insulation Crimp
I	Not Required	No Tool Required	No Tool Required	Not Required	Not Required	Not Required	Not Required

Pin	Size	Color	Circuit	Function	Terminal Type ID	Option
1	0.35	BK	1650	Ground	I	-
2	-	-	-	Not Occupied	-	-
3	0.35	YE	6817	LED Backlight Dimming Control	I	-
4	0.35	GY	6816	Indicator Dimming Control	I	-
5	-	-	-	Not Occupied	-	-
6	0.35	BU	2540	Battery Positive Voltage	I	-
7	0.35	GN/RD	5884	Heated Steering Wheel Switch LED Control	I	-
8	0.35	BU/RD	5883	Heated Steering Wheel Switch Signal	I	-
9	0.35	BN/GN	1884	Cruise Control Set/Coast/Resume/Accelerate Switch Signal	I	-
10	0.35	GN	5737	Adaptive Cruise Control Gap Up/Down Switch Signal	I	-
11	0.35	WH	3152	Lane Departure Warning Indicator Control	I	-
12	0.35	WH/RD	1444	12V Reference	I	-

S70R STEERING WHEEL CONTROLS SWITCH - RIGHT (EPH)

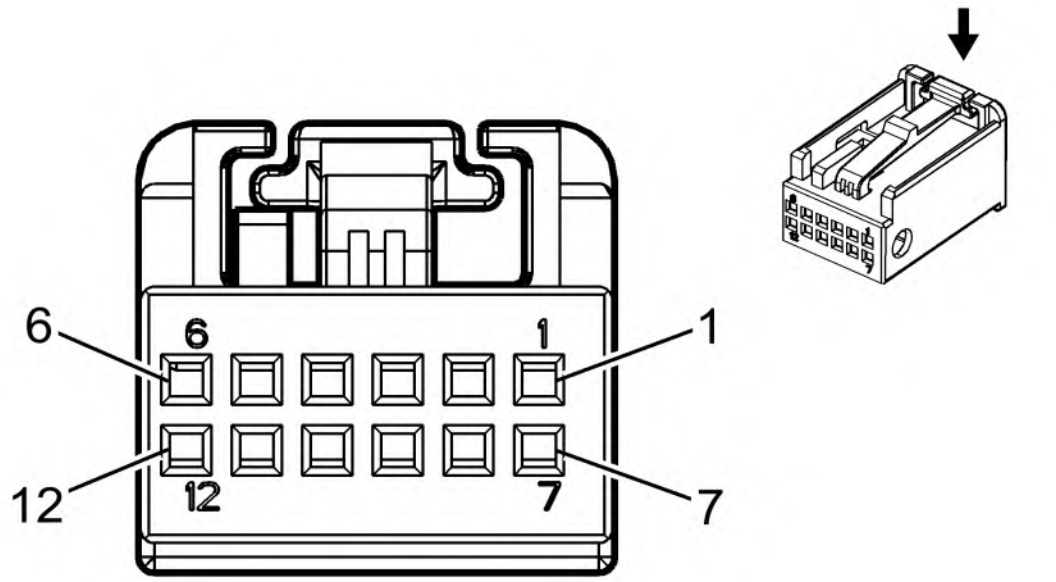

Connector Part Information

- Harness Type: Steering Wheel
- OEM Connector: 13578798
- Service Connector: Service by Harness - See Part Catalog
- Description: 12-Way F 0.64 GET Series (BK with BK Case)

Terminal Part Information

Terminal Type ID	Terminated Lead	Diagnostic Test Probe	Terminal Removal Tool	Service Terminal	Tray Name	Core Crimp	Insulation Crimp
I	Not Required	No Tool Required	No Tool Required	Not Required	Not Required	Not Required	Not Required

Pin	Size	Color	Circuit	Function	Terminal Type ID	Option
1	0.35	BK	1650	Ground	I	-
2	0.35	GN/WH	3894	Local Interconnect Network Serial Data Bus 12	I	-
3	0.35	YE	6817	LED Backlight Dimming Control	I	-
4	0.35	GY	6816	Indicator Dimming Control	I	-
5 - 6	-	-	-	Not Occupied	-	-
7	0.35	BU/OG	4312	Radio Favorite Back Signal	I	-
8	0.35	GY/BN	4313	Radio Favorite Forward Signal	I	-
9	0.35	WH/YE	4314	Radio Volume Down Signal	I	-
10	0.35	YE/BU	4315	Radio Volume Up Signal	I	-
11	-	-	-	Not Occupied	-	-
12	0.35	BU	2540	Battery Positive Voltage	I	-

S70R STEERING WHEEL CONTROLS SWITCH - RIGHT (-EPH)

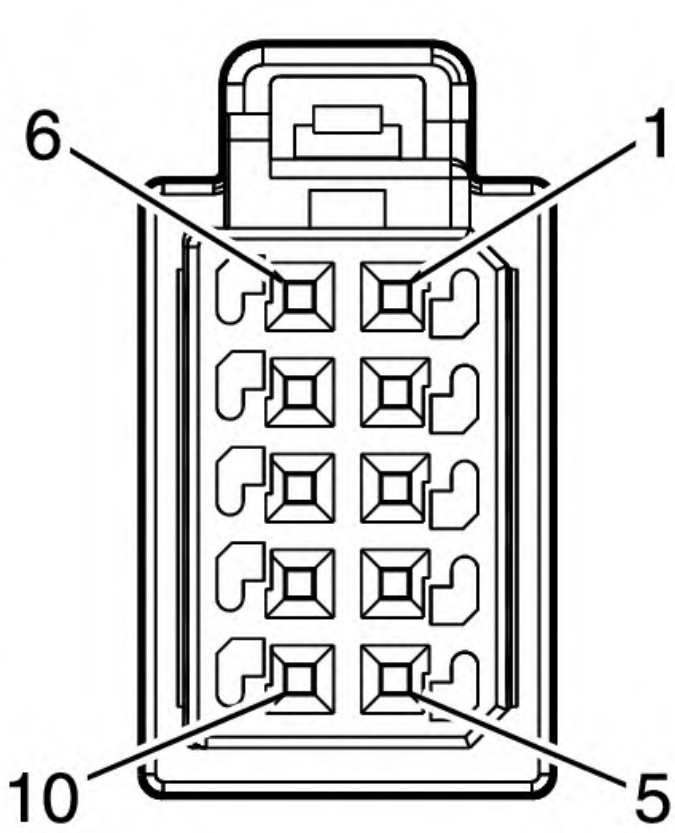

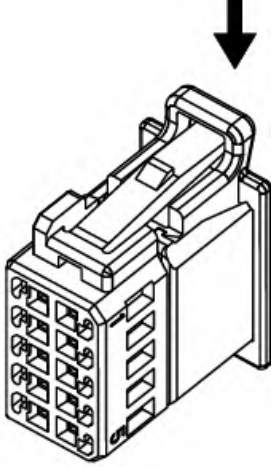

Connector Part Information

- Harness Type: Steering Wheel
- OEM Connector: 13582767
- Service Connector: Service by Harness - See Part Catalog
- Description: 10-Way F 0.64 Micro-Quadlock Series (BK)

Terminal Part Information

Terminal Type ID	Terminated Lead	Diagnostic Test Probe	Terminal Removal Tool	Service Terminal	Tray Name	Core Crimp	Insulation Crimp
I	Not Required	No Tool Required	No Tool Required	Not Required	Not Required	Not Required	Not Required

Pin	Size	Color	Circuit	Function	Terminal Type ID	Option
1	0.35	BK	6817	LED Backlight Dimming Control	I	-
2	0.35	GN/WH	6816	Indicator Dimming Control	I	-
3	0.35	YE	3894	Local Interconnect Network Serial Data Bus 12	I	-
4	-	-	-	Not Occupied	-	-
5	0.35	BU	2540	Battery Positive Voltage	I	-
6	0.35	BK	1650	Ground	I	-
7	0.35	BU/BU	4315	Radio Volume Up Signal	I	-
8	0.35	GY/BN	4314	Radio Volume Down Signal	I	-
9	0.35	WH/YE	4313	Radio Favorite Forward Signal	I	-
10	0.35	YE/BU	4312	Radio Favorite Back Signal	I	-

S78 TURN SIGNAL/MULTIFUNCTION SWITCH

mc30.com

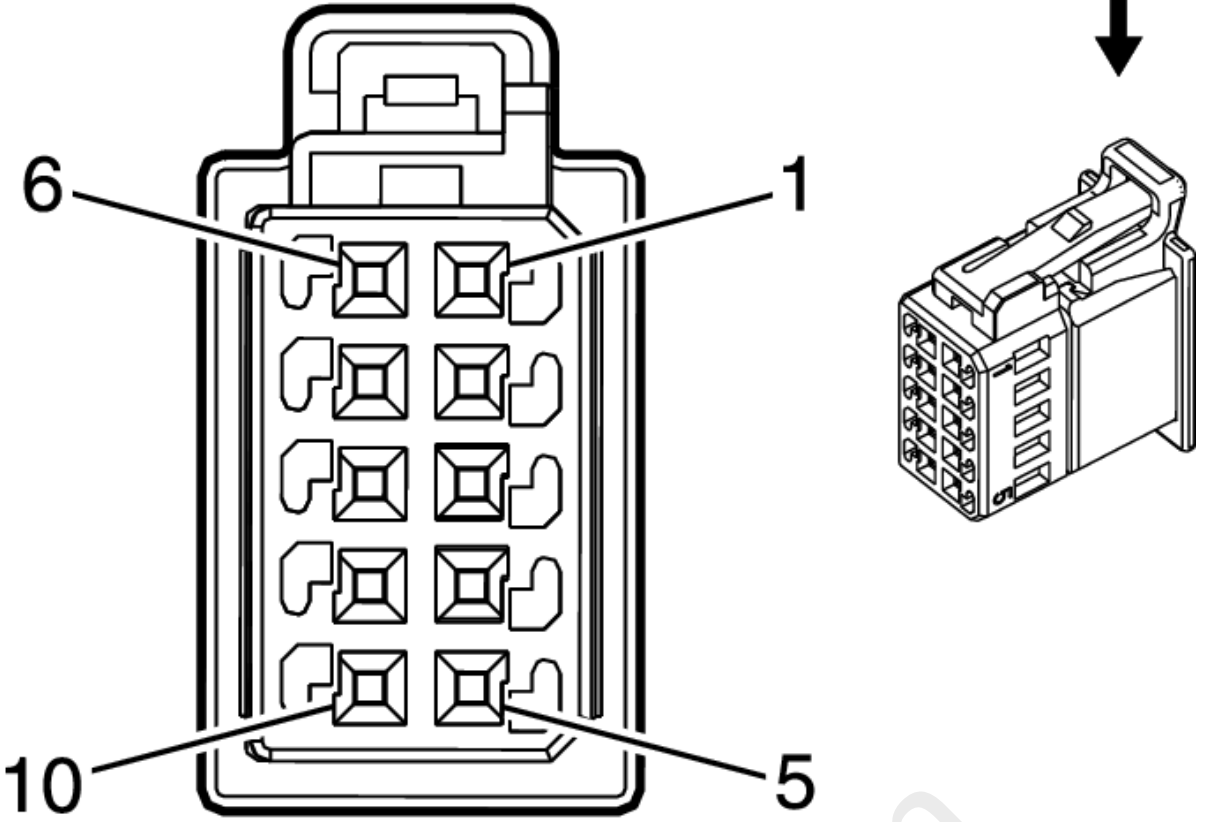

Connector Part Information

- Harness Type: Instrument Panel
- OEM Connector: 13582766
- Service Connector: 19299776
- Description: 10-Way F 0.64 Micro-Quadlock Series (BK)

Terminal Part Information

Terminal Type ID	Terminated Lead	Diagnostic Test Probe	Terminal Removal Tool	Service Terminal	Tray Name	Core Crimp	Insulation Crimp
I	19352073	J-35616-64B (LT BU)	J-38125-12A	Not Available	Not Available	Not Available	Not Available

Pin	Size	Color	Circuit	Function	Terminal Type ID	Option
1	0.35	WH/GN	663	Hazard Switch Left Turn Signal	I	LHD
2	0.35	VT/BU	664	Hazard Switch Right Turn Signal	I	LHD
3	0.35	BK	1650	Ground	I	LHD
4	0.35	BU	6856	Headlamp Automatic High Beam Dim Control	I	TQ5
5	-	-	-	Not Occupied	-	-
6	0.35	YE/BN	307	Headlamp Switch Flash To Pass Signal	I	LHD
7	0.35	WH	524	Headlamp Dimmer Switch High Beam Signal	I	LHD
8 - 10	-	-	-	Not Occupied	-	-

S79D WINDOW SWITCH - DRIVER

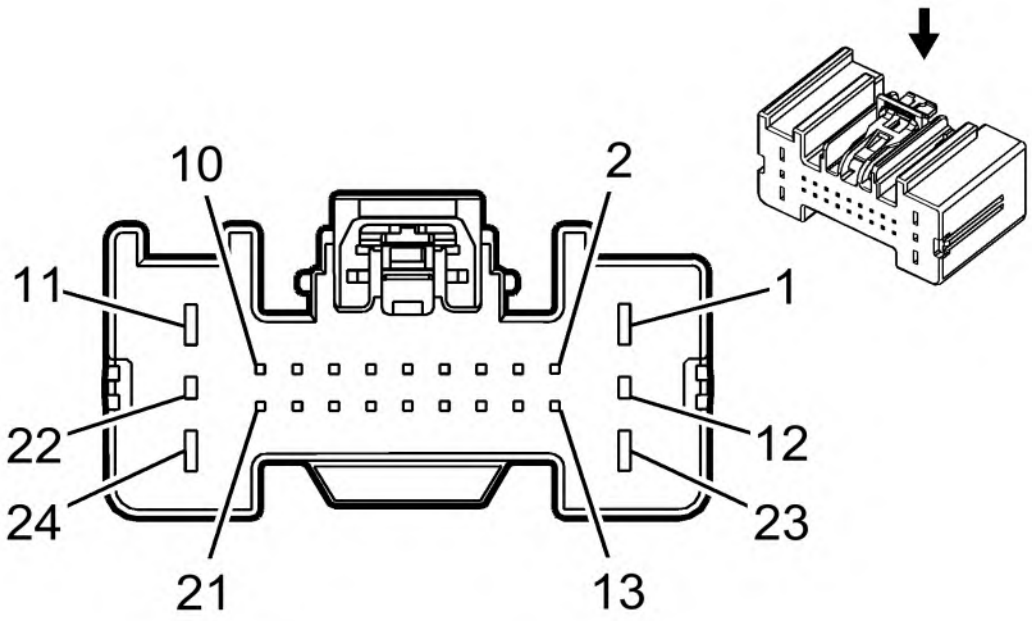

Connector Part Information

- Harness Type: Driver Door Trim Panel
- OEM Connector: 13581061
- Service Connector: Service by Harness - See Part Catalog
- Description: 24-Way F 0.64, 1.5, 2.8 Series (BK)

Terminal Part Information

Terminal Type ID	Terminated Lead	Diagnostic Test Probe	Terminal Removal Tool	Service Terminal	Tray Name	Core Crimp	Insulation Crimp
I	Not Required	J-35616-2A (GY)	No Tool Required	Not Required	Not Required	Not Required	Not Required
II	Not Required	J-35616-35 (VT)	No Tool Required	Not Required	Not Required	Not Required	Not Required
III	Not Required	J-35616-64B (LT BU)	No Tool Required	Not Required	Not Required	Not Required	Not Required

Pin	Size	Color	Circuit	Function	Terminal Type ID	Option
1	0.35	GY	3380	Power Window Switch Driver Down Signal	II	AXG
2	0.35	YE/VT	3397	Passenger Mirror Motor Up (+) Down (-) Control	III	DLF/DWK/DWM/DWW
3	0.35	WH	3398	Passenger Mirror Motor Common Control	III	DLF/DWK/DWM/DWW
4	0.35	GN/BK	3396	Passenger Mirror Motor Right (+) Left (-) Control	III	DLF/DWK/DWM/DWW
5	0.35	GN	3381	Power Window Switch Driver Express Signal	III	AXG

Pin	Size	Color	Circuit	Function	Terminal Type ID	Option
6	0.35	BN/BK	3389	Driver Mirror Motor Right (+) Left (-) Control	III	-
7	0.35	VT/BU	3390	Driver Mirror Motor Up (+) Down (-) Control	III	-
8	0.35	YE/BN	3391	Driver Mirror Motor Common Control	III	-
9	0.35	GN/YE	6134	Local Interconnect Network Serial Data Bus 3	III	AXG
10	-	-	-	Not Occupied	-	-
11	0.35	GN/WH	3379	Power Window Switch Driver Up Signal	II	AXG
12	0.35	WH/BN	3410	Mirror Motor Fold In Control	I	DWW
13	-	-	-	Not Occupied	-	-
14	0.35	WH/VT	3270	Driver Door Lock Motor Status Signal	III	AXG
15	0.35	BU/VT	1124	Door Lock Key Switch Unlock Signal	III	AXG
16	0.35	WH/YE	3395	Driver Mirror Position Sensor Left (-) Right (+) Signal	III	A45/DWL
17	0.35	VT/RD	3392	Driver Mirror Position Sensor 5V Reference	III	A45/DWL
18	0.35	GY/BN	3394	Driver Mirror Position Sensor Up (+) Down (-) Signal	III	A45/DWL
19	0.35	BK/BN	3393	Driver Mirror Position Sensor Low Reference	III	A45/DWL
20	-	-	-	Not Occupied	-	-
21	0.35	GN/WH	7530	Local Interconnect Network Serial Data Bus 8	III	A45/DWL
22	0.35	VT/YE	3409	Mirror Motor Fold Out Control	I	-
23	0.35	RD/BN	1440	Battery Positive Voltage	II	AXG
24	0.35	BK	1550	Ground	II	AXG

S79LR WINDOW SWITCH - LEFT REAR (X88)

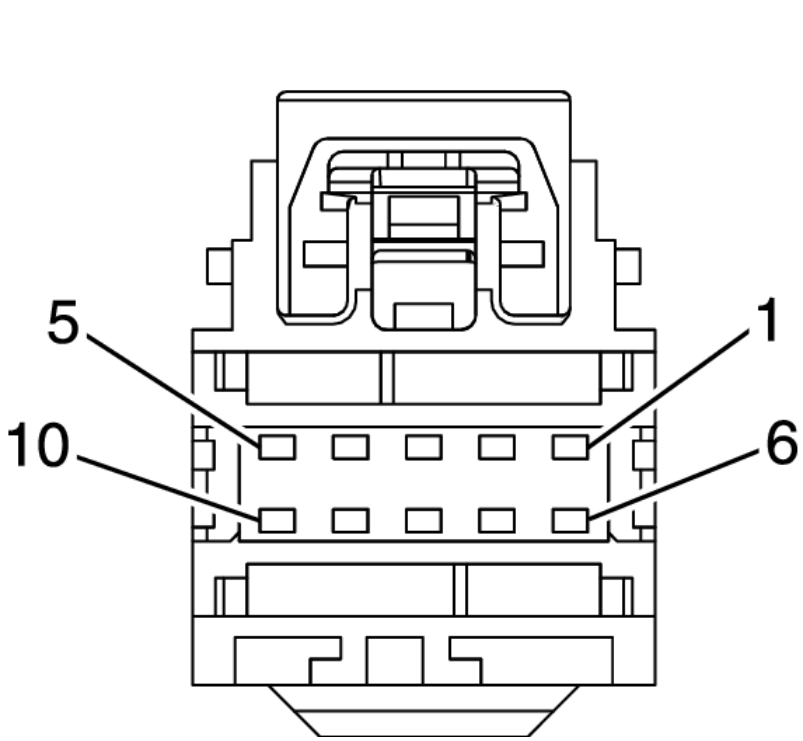

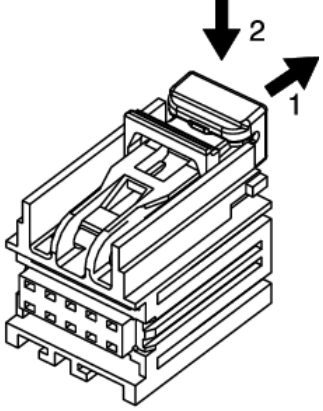

Connector Part Information

- Harness Type: Left Rear Door
- OEM Connector: 7289-5068-60
- Service Connector: Service by Harness - See Part Catalog
- Description: 10-Way F 0.64 YESC Kaizen Series (GN)

Terminal Part Information

Terminal Type ID	Terminated Lead	Diagnostic Test Probe	Terminal Removal Tool	Service Terminal	Tray Name	Core Crimp	Insulation Crimp
I	Not Required	J-35616-2A (GY)	No Tool Required	Not Required	Not Required	Not Required	Not Required
II	Not Required	J-35616-35 (VT)	No Tool Required	Not Required	Not Required	Not Required	Not Required

Pin	Size	Color	Circuit	Function	Terminal Type ID	Option
1	0.35	GN/GY	6135	Local Interconnect Network Serial Data Bus 4	I	AEQ
2	0.35	GY	747	Left Rear Door Ajar Switch Signal	I	AEQ
3	0.35	BK	1550	Ground	I	AEQ
4 - 6	-	-	-	Not Occupied	-	-
7	2.5	BK	1550	Ground	II	AEQ
8	2.5	RD/YE	3740	Battery Positive Voltage	II	AEQ
9	2.5	BU/VT	668	Power Window Motor Left Rear Up Control	II	AEQ
10	2.5	YE/BU	669	Power Window Motor Left Rear Down Control	II	AEQ

Back To Article

COMPONENT CONNECTOR END VIEWS

S79LR WINDOW SWITCH - LEFT REAR (Z88)

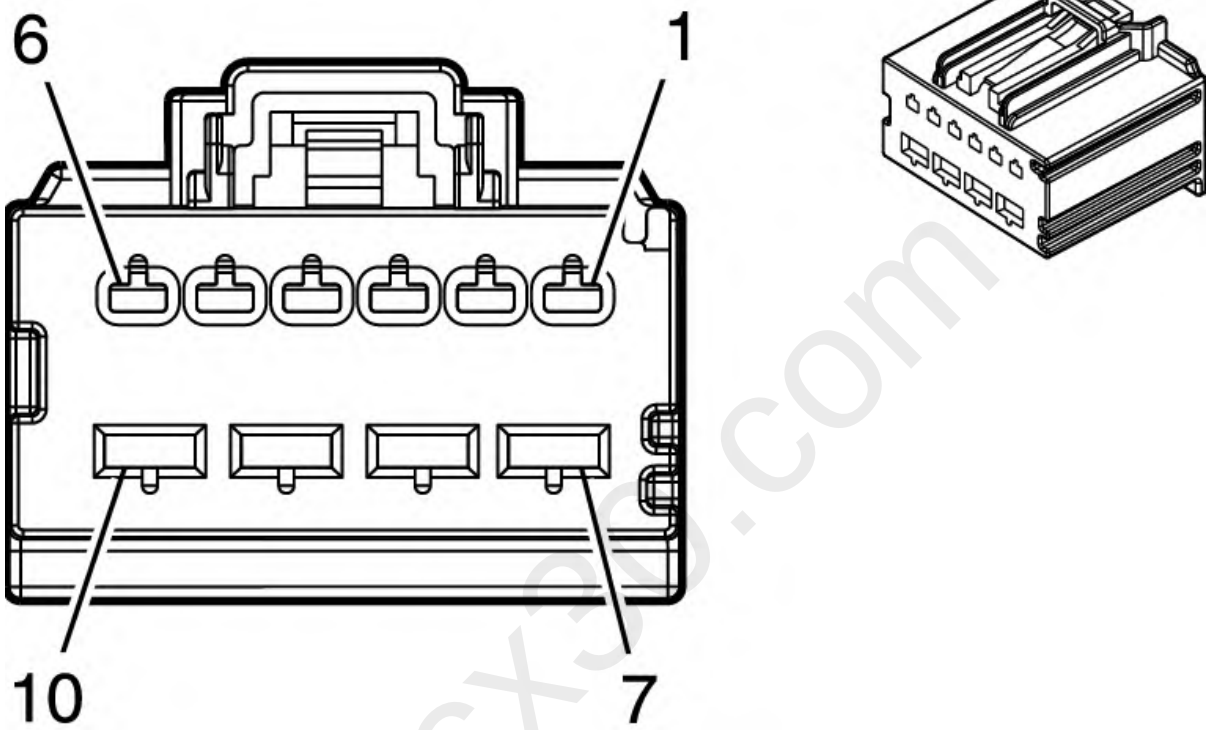

Connector Part Information

- Harness Type: Left Rear Door
- OEM Connector: 31372-1300
- Service Connector: Service by Harness - See Part Catalog
- Description: 10-Way F 1.5, 2.8 Series (BK)

Terminal Part Information

Terminal Type ID	Terminated Lead	Diagnostic Test Probe	Terminal Removal Tool	Service Terminal	Tray Name	Core Crimp	Insulation Crimp
I	Not Required	J-35616-2A (GY)	No Tool Required	Not Required	Not Required	Not Required	Not Required
II	Not Required	J-35616-35 (VT)	No Tool Required	Not Required	Not Required	Not Required	Not Required

Pin	Size	Color	Circuit	Function	Terminal Type ID	Option
1	0.35	GN/GY	6135	Local Interconnect Network Serial Data Bus 4	I	AEQ
2	0.35	GY	747	Left Rear Door Ajar Switch Signal	I	AEQ

Pin	Size	Color	Circuit	Function	Terminal Type ID	Option
3	0.35	BK	1550	Ground	I	AEQ
4 - 6	-	-	-	Not Occupied	-	-
7	2.5	BK	1550	Ground	II	AEQ
8	2.5	RD/YE	3740	Battery Positive Voltage	II	AEQ
9	2.5	BU/VT	668	Power Window Motor Left Rear Up Control	II	AEQ
10	2.5	YE/BU	669	Power Window Motor Left Rear Down Control	II	AEQ

S79P WINDOW SWITCH - PASSENGER

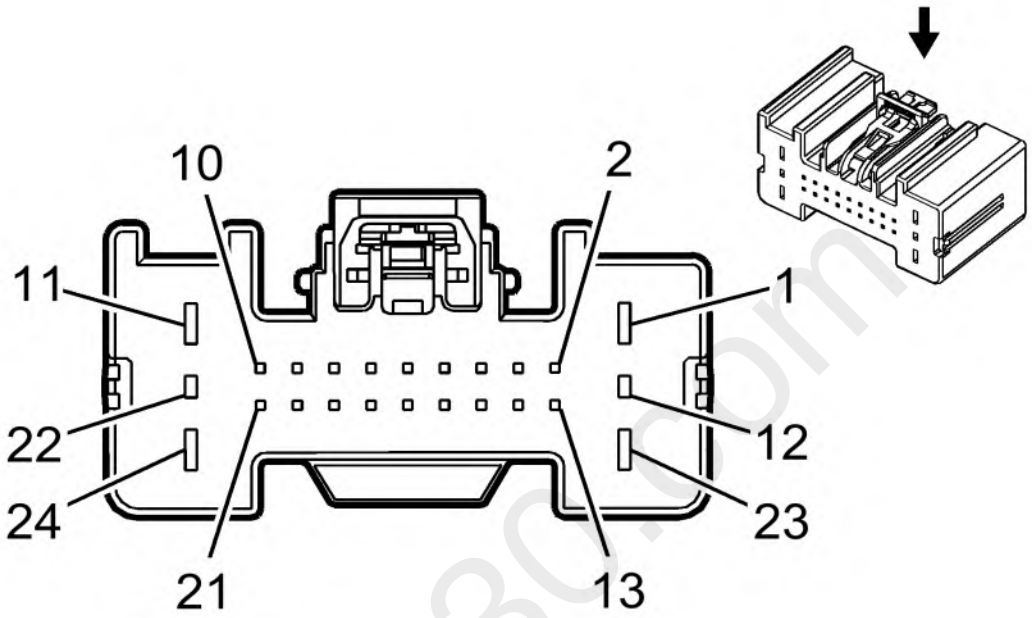

Connector Part Information

- Harness Type: Passenger Door Trim Panel
- OEM Connector: 13581061
- Service Connector: Service by Harness - See Part Catalog
- Description: 24-Way F 0.64, 1.5, 2.8 Series (BK)

Terminal Part Information

Terminal Type ID	Terminated Lead	Diagnostic Test Probe	Terminal Removal Tool	Service Terminal	Tray Name	Core Crimp	Insulation Crimp
I	Not Required	J-35616-35 (VT)	No Tool Required	Not Required	Not Required	Not Required	Not Required
II	Not Required	J-35616-64B (LT BU)	No Tool Required	Not Required	Not Required	Not Required	Not Required

Pin	Size	Color	Circuit	Function	Terminal Type ID	Option
1	2.5	YE/BU	3388	Power Window Motor Passenger Down Control	I	AED/A45
2	0.35	GY	746	Right Front Door Ajar Switch Signal	II	AED

Pin	Size	Color	Circuit	Function	Terminal Type ID	Option
3	0.35 0.35	GN/BK GN/BK	3396 3396	Passenger Mirror Motor Right (+) Left (-) Control Passenger Mirror Motor Right (+) Left (-) Control	II II	A45/DWL A45+DWL
4	0.35 0.35	YE/VT YE/VT	3397 3397	Passenger Mirror Motor Up (+) Down (-) Control Passenger Mirror Motor Up (+) Down (-) Control	II II	A45/DWL A45+DWL
5	0.35 0.35	WH WH	3398 3398	Passenger Mirror Motor Common Control Passenger Mirror Motor Common Control	II II	A45/DWL A45+DWL
6	0.35 0.35	YE/RD YE/RD	3399 3399	Passenger Mirror Position Sensor 5V Reference Passenger Mirror Position Sensor 5V Reference	II II	A45/DWL A45+DWL
7	0.35 0.35	BU/YE BU/YE	3401 3401	Passenger Mirror Position Sensor Up (+) Down (-) Signal Passenger Mirror Position Sensor Up (+) Down (-) Signal	II II	A45/DWL A45+DWL
8	0.35 0.35	BK/GN BK/GN	3400 3400	Passenger Mirror Position Sensor Low Reference Passenger Mirror Position Sensor Low Reference	II II	A45/DWL A45+DWL
9	0.35 0.35	VT/WH VT/WH	3403 3403	Passenger Mirror Position Sensor Left (-) Right (+) Signal Passenger Mirror Position Sensor Left (-) Right (+) Signal	II II	A45/DWL A45+DWL
10	-	-	-	Not Occupied	-	-
11	2.5	GN/GY	3387	Power Window Motor Passenger Up Control	I	AED/A45
12 - 19	-	-	-	Not Occupied	-	-
20	0.35	GN/YE	6134	Local Interconnect Network Serial Data Bus 3	II	AED/A45
21	0.35 0.35	GN/WH GN/WH	7530 7530	Local Interconnect Network Serial Data Bus 8 Local Interconnect Network Serial Data Bus 8	II II	A45/DWL A45+DWL
22	-	-	-	Not Occupied	-	-
23	2.5	RD/BN	3640	Battery Positive Voltage	I	AED/A45
24	2.5	BK	2050	Ground	I	AED/A45

S79RR WINDOW SWITCH - RIGHT REAR (X88)

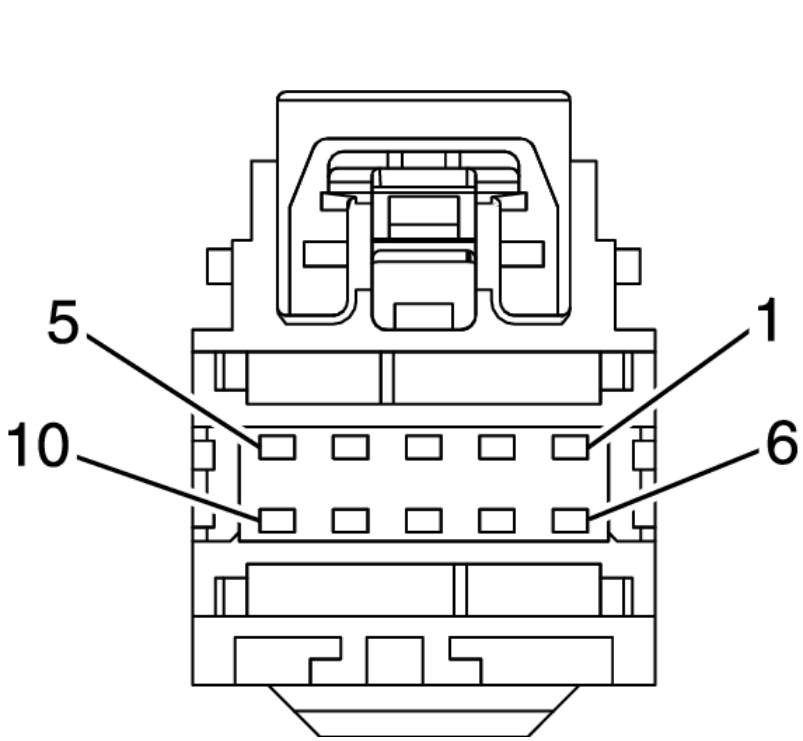

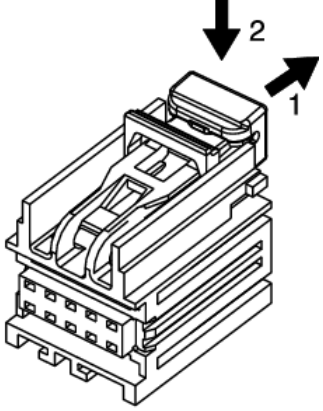

Connector Part Information

- Harness Type: Right Rear Door
- OEM Connector: 7289-5068-60
- Service Connector: Service by Harness - See Part Catalog
- Description: 10-Way F 0.64 YESC Kaizen Series (GN)

Terminal Part Information

Terminal Type ID	Terminated Lead	Diagnostic Test Probe	Terminal Removal Tool	Service Terminal	Tray Name	Core Crimp	Insulation Crimp
I	Not Required	J-35616-2A (GY)	No Tool Required	Not Required	Not Required	Not Required	Not Required
II	Not Required	J-35616-35 (VT)	No Tool Required	Not Required	Not Required	Not Required	Not Required

Pin	Size	Color	Circuit	Function	Terminal Type ID	Option
1	0.35	GN/GY	6135	Local Interconnect Network Serial Data Bus 4	I	AEQ
2	0.35	GY	748	Right Rear Door Ajar Switch Signal	I	AEQ
3 - 6	-	-	-	Not Occupied	-	-
7	2.5	BK	2050	Ground	II	AEQ
8	2.5	RD/YE	3740	Battery Positive Voltage	II	AEQ
9	2.5	BU/GY	670	Power Window Motor Right Rear Up Control	II	AEQ
10	2.5	GN/BK	671	Power Window Motor Right Rear Down Control	II	AEQ

S79RR WINDOW SWITCH - RIGHT REAR (Z88)

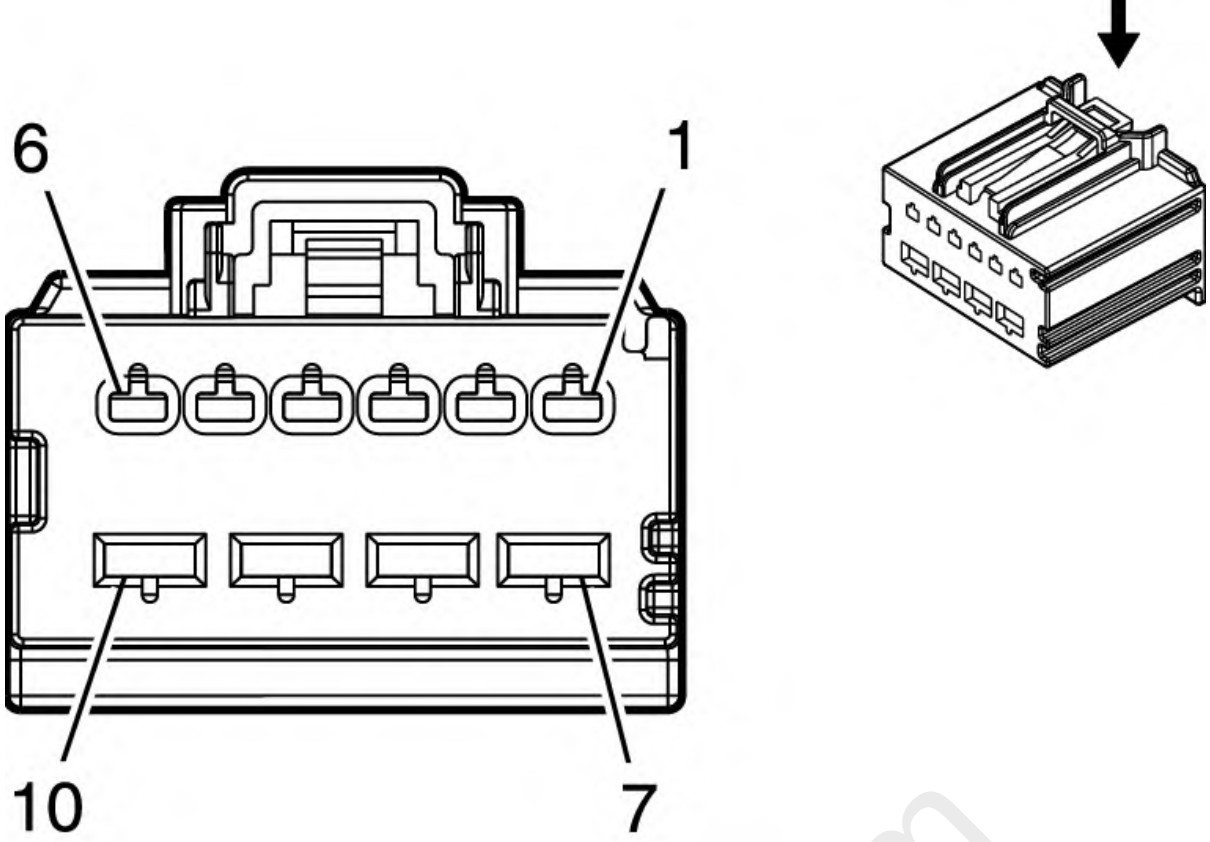

Connector Part Information

- Harness Type: Right Rear Door
- OEM Connector: 31372-1300
- Service Connector: Service by Harness - See Part Catalog
- Description: 10-Way F 1.5, 2.8 Series (BK)

Terminal Part Information

Terminal Type ID	Terminated Lead	Diagnostic Test Probe	Terminal Removal Tool	Service Terminal	Tray Name	Core Crimp	Insulation Crimp
I	Not Required	J-35616-2A (GY)	No Tool Required	Not Required	Not Required	Not Required	Not Required
II	Not Required	J-35616-35 (VT)	No Tool Required	Not Required	Not Required	Not Required	Not Required

Pin	Size	Color	Circuit	Function	Terminal Type ID	Option
1	0.35	GN/GY	6135	Local Interconnect Network Serial Data Bus 4	I	AEQ
2	0.35	GY	748	Right Rear Door Ajar Switch Signal	I	AEQ
3 - 6	-	-	-	Not Occupied	-	-
7	2.5	BK	2050	Ground	II	AEQ
8	2.5	RD/YE	3740	Battery Positive Voltage	II	AEQ
9	2.5	BU/GY	670	Power Window Motor Right Rear Up Control	II	AEQ
10	2.5	GN/BK	671	Power Window Motor Right Rear Down Control	II	AEQ

S82 WINDSHIELD WIPER/WASHER SWITCH

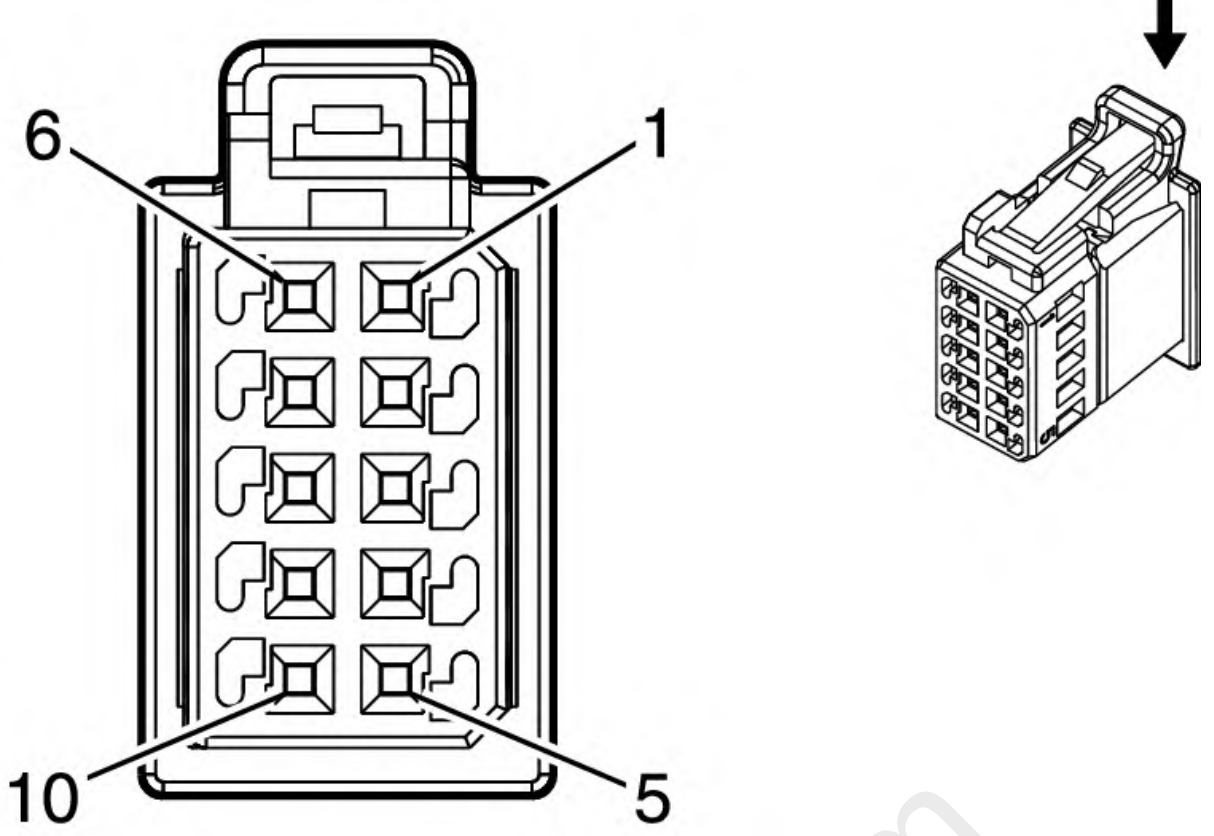

Connector Part Information

- Harness Type: Instrument Panel
- OEM Connector: 13582767
- Service Connector: 19330677
- Description: 10-Way F 0.64 Micro-Quadlock Series (BK)

Terminal Part Information

Terminal Type ID	Terminated Lead	Diagnostic Test Probe	Terminal Removal Tool	Service Terminal	Tray Name	Core Crimp	Insulation Crimp
I	19352073	J-35616-64B (LT BU)	J-38125-12A	Not Available	Not Available	Not Available	Not Available

Pin	Size	Color	Circuit	Function	Terminal Type ID	Option
1	0.35	BK/GY	6009	Windshield Wiper Switch Low Reference	I	-
2	0.35	GY	1715	Windshield Wiper Switch High Signal	I	-
3	0.35	YE/BU	1714	Windshield Wiper Switch Low Signal	I	-
4	-	-	-	Not Occupied	-	-
5	0.35	BN/BU	391	Rear Window Wiper Switch Signal	I	-
6	-	-	-	Not Occupied	-	-
7	0.35	WH/BK	94	Windshield Washer Switch Signal	I	-
8 - 10	-	-	-	Not Occupied	-	-

S107 PARKING ASSIST ON/OFF SWITCH (UFQ+EPH)

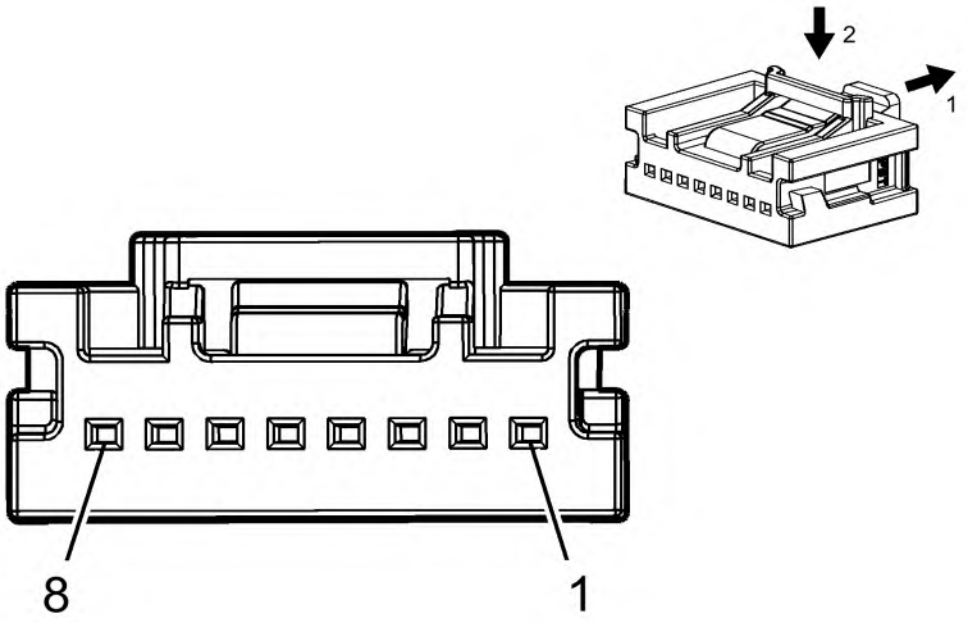

Connector Part Information

- Harness Type: Floor Console
- OEM Connector: 34791-5181
- Service Connector: Service by Harness - See Part Catalog
- Description: 8-Way F Mini 50 Series (GY)

Terminal Part Information

Terminal Type ID	Terminated Lead	Diagnostic Test Probe	Terminal Removal Tool	Service Terminal	Tray Name	Core Crimp	Insulation Crimp
I	Not Required	EL-35616-58 (BK)	No Tool Required	Not Required	Not Required	Not Required	Not Required

Pin	Size	Color	Circuit	Function	Terminal Type ID	Option
1	0.35	YE	6817	LED Backlight Dimming Control	I	EPH+UFQ
2	0.35	BU/BN	3161	Parallel Park Assist Disable Switch Signal	I	EPH+UFQ
3	-	-	-	Not Occupied	-	-
4	0.35	GY/GN	2555	Rear Park Assist Disable Signal	I	EPH+UFQ
5	0.35	WH	6816	Indicator Dimming Control	I	EPH+UFQ
6	-	-	-	Not Occupied	-	-
7	0.35	GN/BN	5852	Rear Park Assist LED Disable Signal	I	EPH+UFQ
8	0.35	BK	2250	Ground	I	EPH+UFQ

S107 PARKING ASSIST ON/OFF SWITCH (UFQ-EPH)

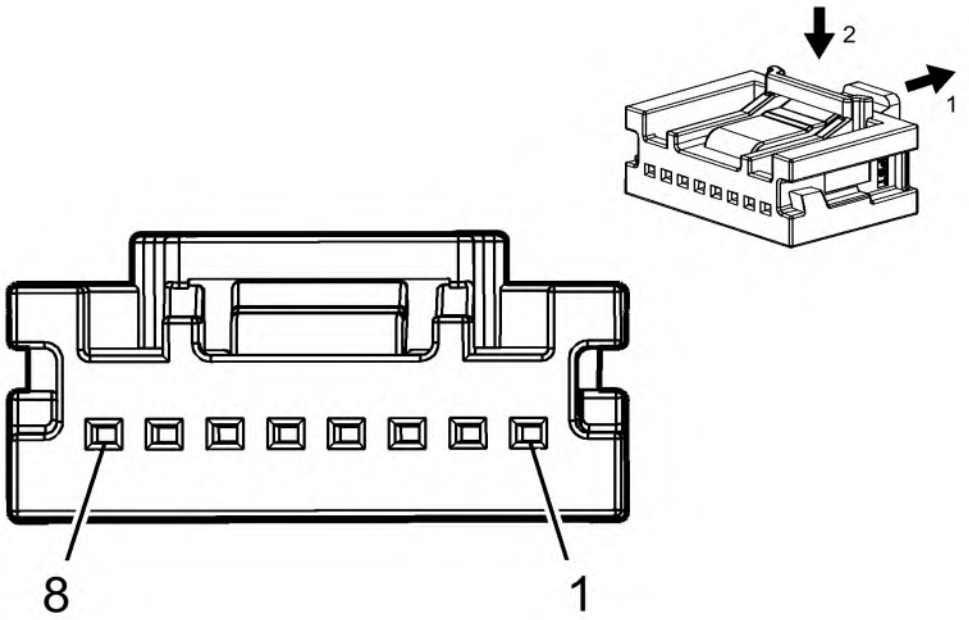

Connector Part Information

- Harness Type: Floor Console
- OEM Connector: 34791-5181
- Service Connector: Service by Harness - See Part Catalog
- Description: 8-Way F Mini 50 Series (GY)

Terminal Part Information

Terminal Type ID	Terminated Lead	Diagnostic Test Probe	Terminal Removal Tool	Service Terminal	Tray Name	Core Crimp	Insulation Crimp
I	Not Required	EL-35616-58 (BK)	No Tool Required	Not Required	Not Required	Not Required	Not Required

Pin	Size	Color	Circuit	Function	Terminal Type ID	Option
1	0.35	YE	6817	LED Backlight Dimming Control	I	-
2	0.35	BU/BN	3161	Parallel Park Assist Disable Switch Signal	I	-
3	-	-	-	Not Occupied	-	-
4	0.35	GY/GN	2555	Rear Park Assist Disable Signal	I	-
5	0.35	WH	6816	Indicator Dimming Control	I	-
6	-	-	-	Not Occupied	-	-
7	0.35	GN/BN	5852	Rear Park Assist LED Disable Signal	I	-
8	0.35	BK	2250	Ground	I	-

S126 DRIVE MODE SELECT SWITCH (EPH)

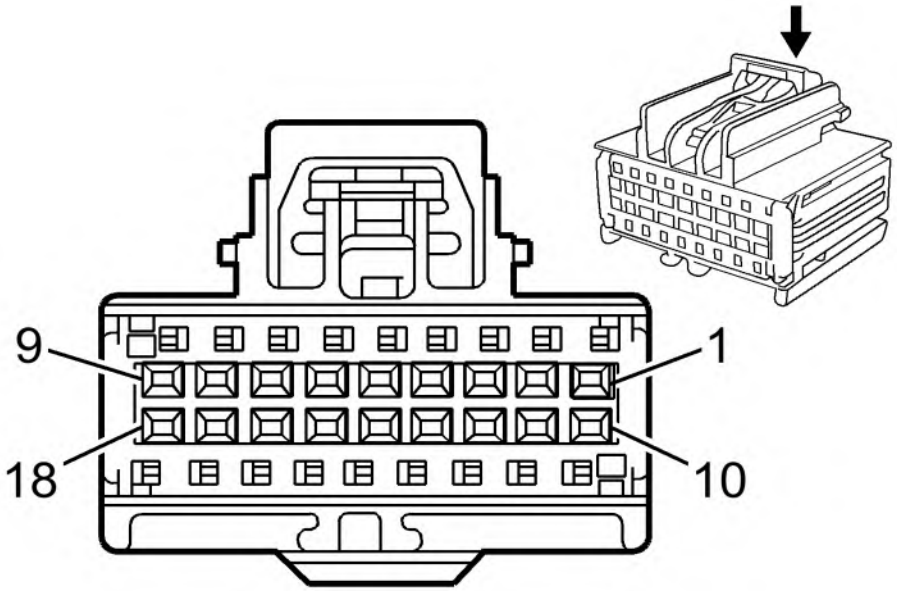

Connector Part Information

- Harness Type: Floor Console
- OEM Connector: 7283-4548-60
- Service Connector: Service by Harness - See Part Catalog
- Description: 18-Way F 0.64 Kaizen Series (GN)

Terminal Part Information

Terminal Type ID	Terminated Lead	Diagnostic Test Probe	Terminal Removal Tool	Service Terminal	Tray Name	Core Crimp	Insulation Crimp
I	Not Required	J-35616-64B (LT BU)	No Tool Required	Not Required	Not Required	Not Required	Not Required

Pin	Size	Color	Circuit	Function	Terminal Type ID	Option
1	0.35	WH	3152	Lane Departure Warning Indicator Control	I	EPH+UHX
2 - 3	-	-	-	Not Occupied	-	-
4	0.35	YE/BU	2912	Driver Mode 2 Indicator Control	I	EPH
5	0.35	BK	2250	Ground	I	EPH
6	0.35	WH/GN	2911	Driver Mode 1 Indicator Control	I	EPH+V92
7	0.35	WH/VT	4108	Driver Mode Switch Signal	I	EPH
8	0.35	WH	6816	Indicator Dimming Control	I	-
9	0.35	GY	4109	Driver Mode Switch 5V Reference	I	EPH
10	0.35	BK	2250	Ground	I	EPH+JHD
11	0.35	BU/YE	6844	ABS/TCS Hill Descent Control Switch Signal	I	EPH+JHD
12	0.35	YE	6817	LED Backlight Dimming Control	I	-
13	0.35	GY/WH	3153	Lane Departure Warning Disable Switch Signal	I	EPH+UHX

Pin	Size	Color	Circuit	Function	Terminal Type ID	Option
14	0.35	GY/GN	1561	AWD Indicator Control	I	EPH+F48
15	-	-	-	Not Occupied	-	-
16	0.35	VT/YE	2663	Driver Mode 5 Indicator Control	I	EPH+F48
17	-	-	-	Not Occupied	-	-
18	0.35	BN/VT	2914	Driver Mode 4 Indicator Control	I	-

S126 DRIVE MODE SELECT SWITCH (-EPH)

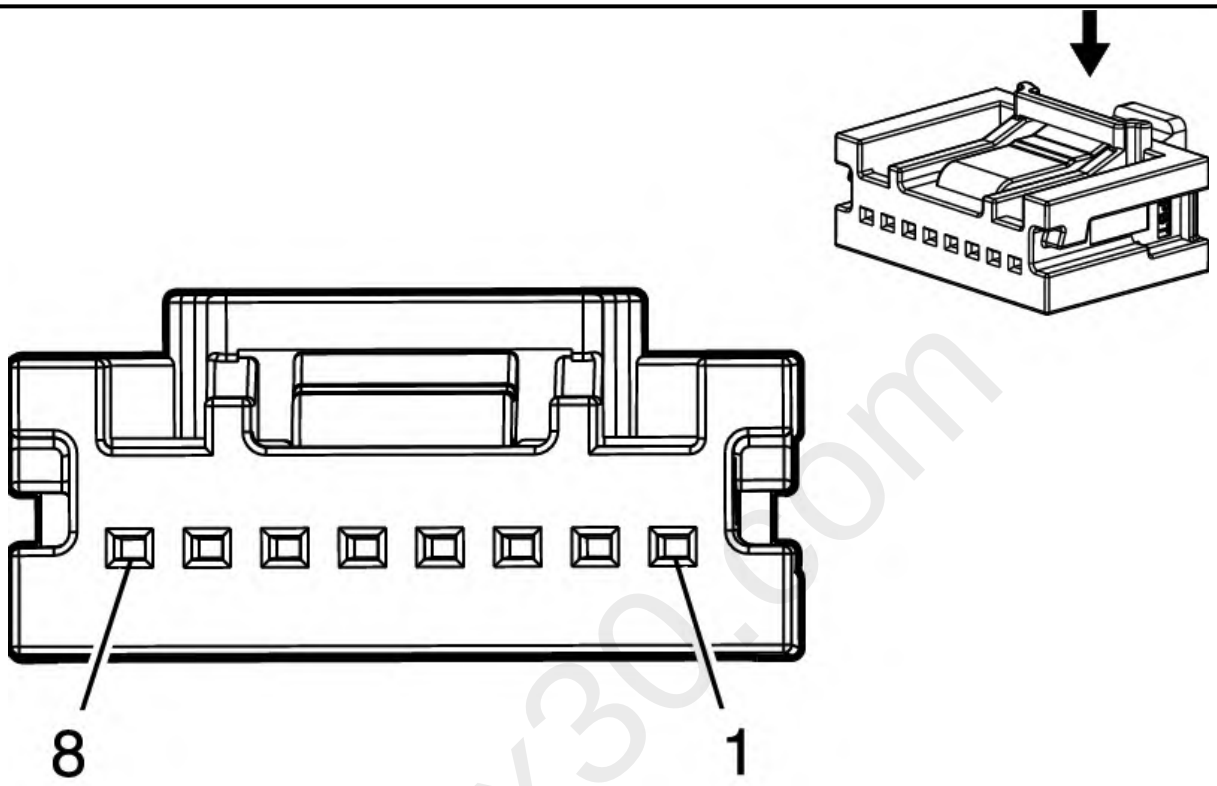

Connector Part Information

- Harness Type: Floor Console
- OEM Connector: 34791-5180
- Service Connector: Service by Harness - See Part Catalog
- Description: 8-Way F Mini 50 Series (BK)

Terminal Part Information

Terminal Type ID	Terminated Lead	Diagnostic Test Probe	Terminal Removal Tool	Service Terminal	Tray Name	Core Crimp	Insulation Crimp
I	Not Required	EL-35616-58 (BK)	No Tool Required	Not Required	Not Required	Not Required	Not Required

Pin	Size	Color	Circuit	Function	Terminal Type ID	Option
1	0.35	YE	6817	LED Backlight Dimming Control	I	JHD/F48/V92-EPH
2	0.35 0.35	BU/YE BU/GY	6844 553	ABS/TCS Hill Descent Control Switch Signal Shift Select Switch Performance Signal	I I	JHD-EPH V92-EPH
3	0.35	GY	4109	Driver Mode Switch 5V Reference	I	F48-EPH

mcx30.com

Pin	Size	Color	Circuit	Function	Terminal Type ID	Option
4	0.35	WH/VT	4108	Driver Mode Switch Signal	I	-
5	0.35	WH	6816	Indicator Dimming Control	I	-
6	-	-	-	Not Occupied	-	-
7	0.35	GY/GN	1561	AWD Indicator Control	I	F48-EPH
8	0.35	BK	2250	Ground	I	JHD/F48/V92-EPH

T1 ACCESSORY DC/AC POWER INVERTER MODULE (KI6)

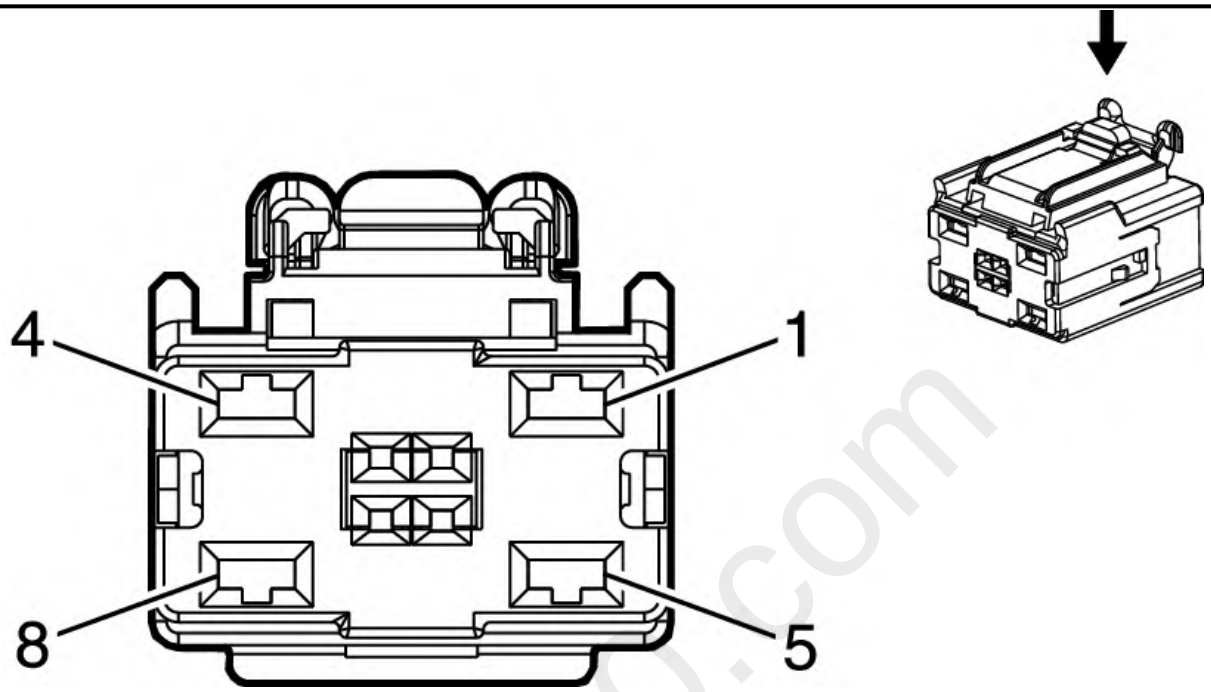

Connector Part Information

- Harness Type: Floor Console
- OEM Connector: 13591332
- Service Connector: Service by Harness - See Part Catalog
- Description: 8-Way F 0.64, 2.8 Series (BK)

Terminal Part Information

Terminal Type ID	Terminated Lead	Diagnostic Test Probe	Terminal Removal Tool	Service Terminal	Tray Name	Core Crimp	Insulation Crimp
I	Not Required	J-35616-35 (VT)	No Tool Required	Not Required	Not Required	Not Required	Not Required
II	Not Required	J-35616-64B (LT BU)	No Tool Required	Not Required	Not Required	Not Required	Not Required

Pin	Size	Color	Circuit	Function	Terminal Type ID	Option
1	0.75	RD	5684	120 V AC Phase B	I	KI6
2 - 3	-	-	-	Not Occupied	-	-
4	1.5	RD/WH	2040	Battery Positive Voltage	I	KI6
5	0.75	BK	5683	120 V AC Phase A	I	KI6
6	0.35	BU/BN	6807	DC To AC Inverter Control	II	KI6
7	-	-	-	Not Occupied	-	-
8	1.5	BK	2250	Ground	I	KI6

mcx30.com

T1 ACCESSORY DC/AC POWER INVERTER MODULE (KI7)

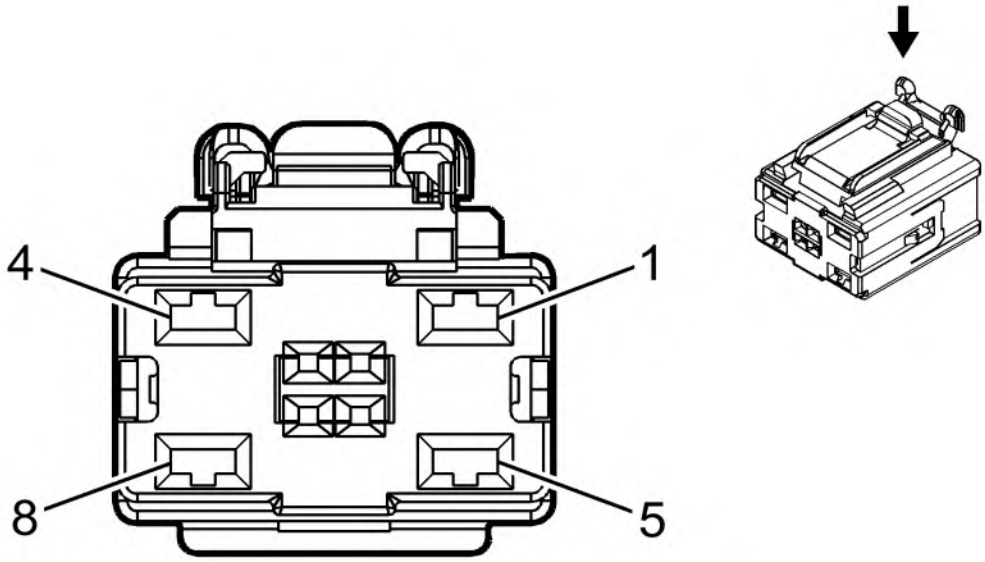

Connector Part Information

- Harness Type: Floor Console
- OEM Connector: 13591333
- Service Connector: Service by Harness - See Part Catalog
- Description: 8-Way F 0.64, 2.8 Series (GY)

Terminal Part Information

Terminal Type ID	Terminated Lead	Diagnostic Test Probe	Terminal Removal Tool	Service Terminal	Tray Name	Core Crimp	Insulation Crimp
I	Not Required	J-35616-35 (VT)	No Tool Required	Not Required	Not Required	Not Required	Not Required
II	Not Required	J-35616-64B (LT BU)	No Tool Required	Not Required	Not Required	Not Required	Not Required

Pin	Size	Color	Circuit	Function	Terminal Type ID	Option
1	0.75	BU	6865	230 V AC Phase B	I	KI7
2 - 3	-	-	-	Not Occupied	-	-
4	1.5	RD/WH	2040	Battery Positive Voltage	I	KI7
5	0.75	BN	686	230 V AC Phase A	I	KI7
6	0.35	BU/BN	6807	DC To AC Inverter Control	II	KI7
7	-	-	-	Not Occupied	-	-
8	1.5	BK	2250	Ground	I	KI7

T2RR ANTENNA - ROOF REAR (IOB/IO5/IO6-U2Q)

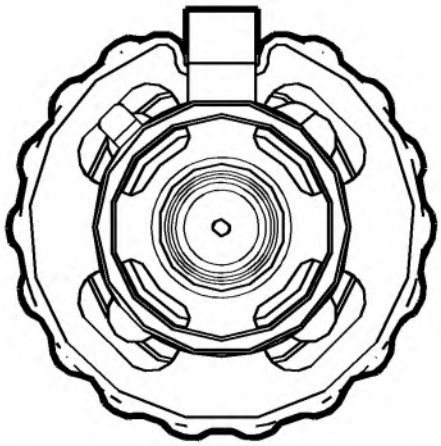

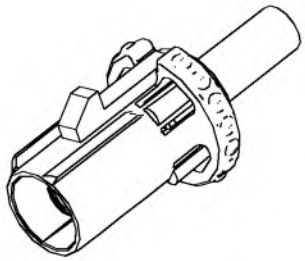

Connector Part Information

- Harness Type: Antenna Jumper COAX
- OEM Connector: 13581674
- Service Connector: Service by Cable Assembly - See Part Catalog
- Description: 1-Way M Coax Type (BK)

Terminal Part Information

Terminal Type ID	Terminated Lead	Diagnostic Test Probe	Terminal Removal Tool	Service Terminal	Tray Name	Core Crimp	Insulation Crimp
I	Not Required	No Tool Required	No Tool Required	Not Required	Not Required	Not Required	Not Required

Pin	Size	Color	Circuit	Function	Terminal Type ID	Option
-	-	Coax	-	(GPS/Cell) Coaxial Antenna Cell/GPS combined Signal	I	-

T2RR ANTENNA - ROOF REAR X2 (U2K)

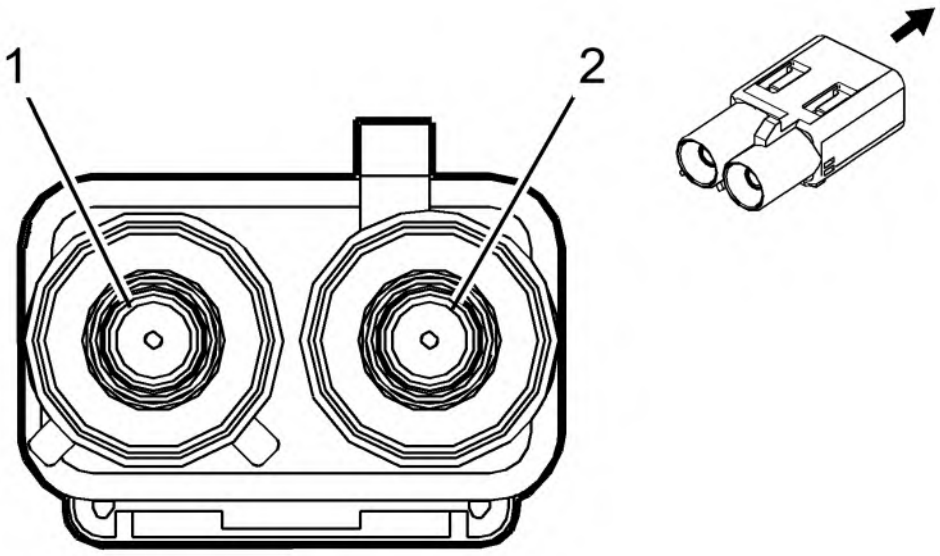

Connector Part Information

- Harness Type: Antenna Jumper COAX
- OEM Connector: 13581974
- Service Connector: Service by Cable Assembly - See Part Catalog
- Description: 2-Way M Coax Type (CU)

Terminal Part Information

Terminal Type ID	Terminated Lead	Diagnostic Test Probe	Terminal Removal Tool	Service Terminal	Tray Name	Core Crimp	Insulation Crimp
I	Not Required	No Tool Required	No Tool Required	Not Required	Not Required	Not Required	Not Required

Pin	Size	Color	Circuit	Function	Terminal Type ID	Option
1	-	Coax	-	(XM+/-HD) Coaxial Antenna XM Signal	I	-
2	-	Coax	-	(XM+/-HD) Coaxial Antenna XM Signal	I	-

T2RR ANTENNA - ROOF REAR X1 (UE1)



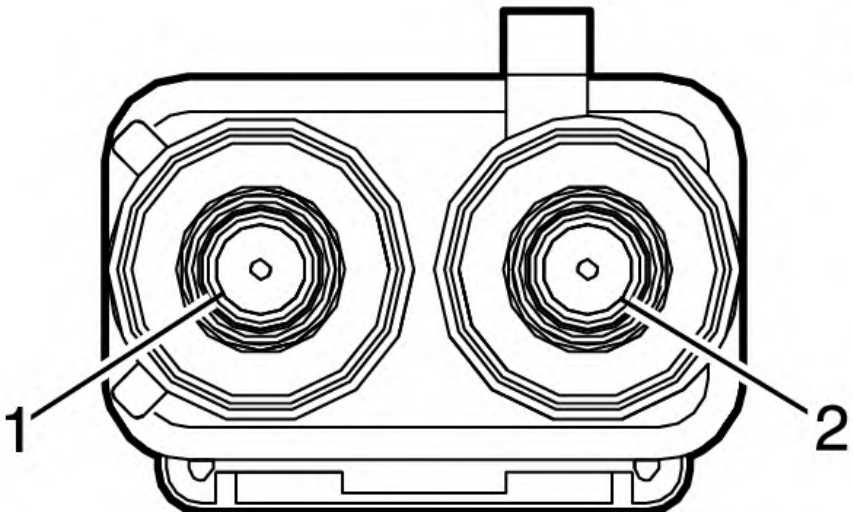

Connector Part Information

- Harness Type: Instrument Panel
- OEM Connector: 13583909
- Service Connector: Service by Cable Assembly - See Part Catalog
- Description: 2-Way M Coax Type (VT)

Terminal Part Information

Terminal Type ID	Terminated Lead	Diagnostic Test Probe	Terminal Removal Tool	Service Terminal	Tray Name	Core Crimp	Insulation Crimp
I	Not Required	No Tool Required	No Tool Required	Not Required	Not Required	Not Required	Not Required

Pin	Size	Color	Circuit	Function	Terminal Type ID	Option
1	-	Coax	-	(GPS/Cell) Coaxial Antenna Cell/GPS combined Signal	I	-
2	-	Coax	-	(GPS/Cell) Coaxial Antenna Cell/GPS combined Signal	I	-

T3 AUDIO AMPLIFIER X1 (UQA)

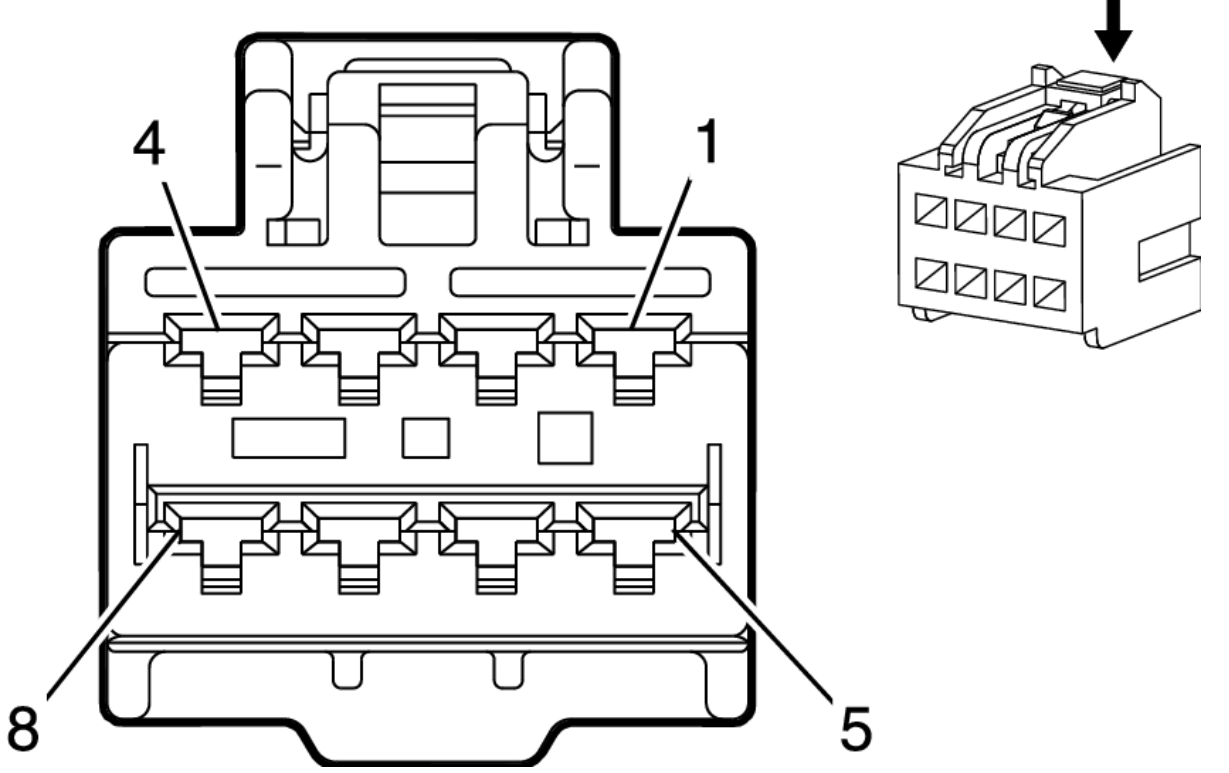

Connector Part Information

- Harness Type: Body
- OEM Connector: 15134093
- Service Connector: 13580111
- Description: 8-Way F 2.8 Series (BK)

Terminal Part Information

Terminal Type ID	Terminated Lead	Diagnostic Test Probe	Terminal Removal Tool	Service Terminal	Tray Name	Core Crimp	Insulation Crimp
I	Not Required	J-35616-35 (VT)	No Tool Required	Not Required	Not Required	Not Required	Not Required

Pin	Size	Color	Circuit	Function	Terminal Type ID	Option
1	1.5	YE	200	Right Front Speaker Control (+) 1	I	-
2	-	-	-	Not Occupied	-	-
3	1.5 1.5	BU GN/YE	201 7066	Left Front Speaker Control (+) 1 Entertainment Remote Enable Signal	I I	LHD UQA
4	2 2.5	RD/VT RD/VT	5340 5340	Battery Positive Voltage Battery Positive Voltage	I I	(UZ6+NKC+IOB)/(UQA+IO5/IO6) IOS/IOT/IOU+UQA
5	1.5	YE/BK	117	Right Front Speaker Signal (-) 1	I	-
6	-	-	-	Not Occupied	-	-
7	1.5	BN/BU	118	Left Front Speaker Signal (-) 1	I	-
8	2.5	BK	1750	Ground	I	-

T3 AUDIO AMPLIFIER X2 (UQA)

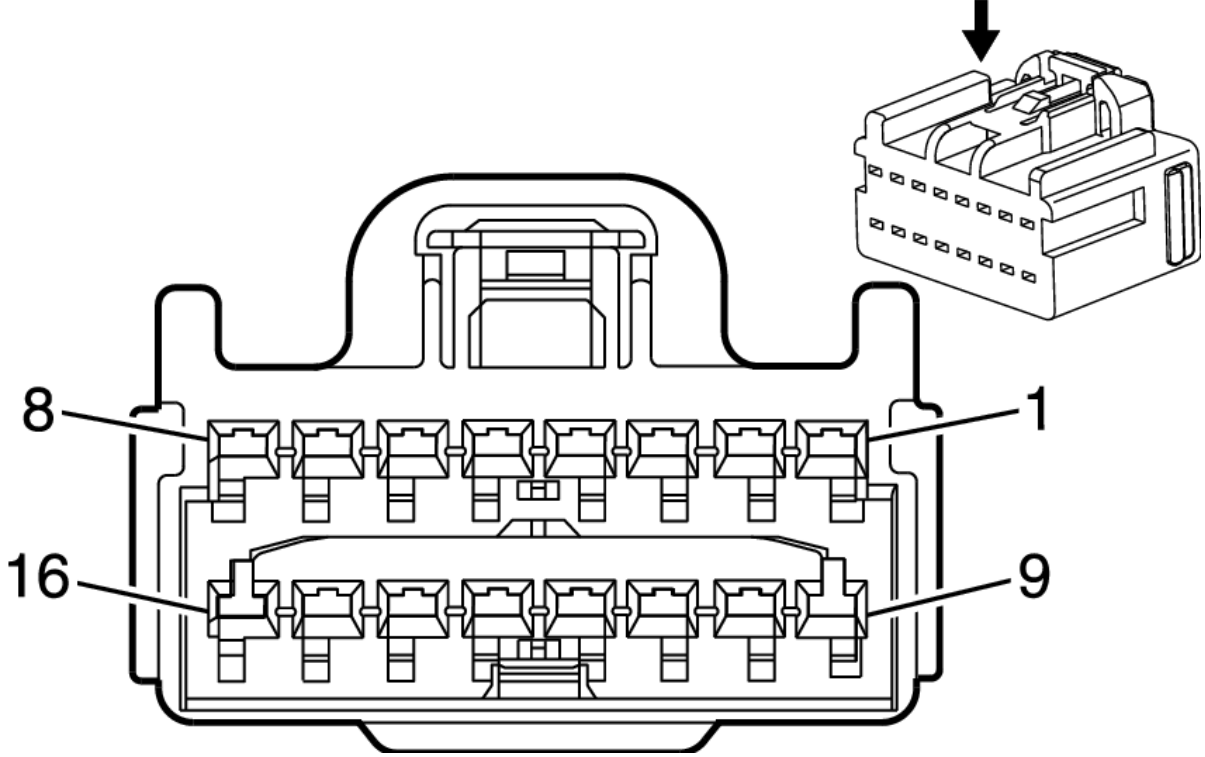

Connector Part Information

- Harness Type: Body
- OEM Connector: 89047090
- Service Connector: 89047090
- Description: 16-Way F 1.5 Kaizen Series (GN)

Terminal Part Information

Terminal Type ID	Terminated Lead	Diagnostic Test Probe	Terminal Removal Tool	Service Terminal	Tray Name	Core Crimp	Insulation Crimp
I	13575850	J-35616-14 (GN)	J-38125-557	Not Available	Not Available	Not Available	Not Available
II	Not Required	No Tool Required	Not Available	Not Available	Not Available	Not Available	Not Available

Pin	Size	Color	Circuit	Function	Terminal Type ID	Option
1	0.75	BU	201	Left Front Speaker Control (+) 1	II	-
2	0.75	VT/BN	1952	Right Front Tweeter Speaker (-) Low Reference	I	-
3	0.75 0.75	YE/WH YE/BU	1860 1856	Front Center Speaker Control (+) Left Front Tweeter Speaker Control (+)	I I	UQA+IO5/IO6 UQA+IOS/IOT/IOU
4	0.75 0.75	BN/GN WH	1852 46	Right Front Tweeter Speaker Control (+) Right Rear Speaker Control (+)	I I	UQA+IO5/IO6 UQA+IOS/IOT/IOU
5	0.75 0.75	YE/BU GN	1856 199	Left Front Tweeter Speaker Control (+) Left Rear Speaker Control (+)	I I	UQA+IO5/IO6 UQA+IOS/IOT/IOU
6	0.75	WH	46	Right Rear Speaker Control (+)	I	UQA+IO5/IO6

Pin	Size	Color	Circuit	Function	Terminal Type ID	Option
7	0.75 0.75	GN YE/WH	199 1860	Left Rear Speaker Control (+) Front Center Speaker Control (+)	I I	UQA+IO5/IO6 UQA+IOS/IOT/IOU
8	-	-	-	Not Occupied	-	-
9	0.75	BN/BU	118	Left Front Speaker Signal (-) 1	II	-
10	0.75	BN/GN	1852	Right Front Tweeter Speaker Control (+)	I	UQA+IOS/IOT/IOU
11	0.75 0.75	BU/YE YE/GY	1960 1956	Front Center Speaker (-) Low Reference Left Front Tweeter Speaker (-) Low Reference	I I	UQA+IO5/IO6 UQA+IOS/IOT/IOU
12	0.75 0.75	VT/BN BU/BK	1952 115	Right Front Tweeter Speaker (-) Low Reference Right Rear Speaker Signal (-)	I I	UQA+IO5/IO6 UQA+IOS/IOT/IOU
13	0.75 0.75	YE/GY GN/BK	1956 116	Left Front Tweeter Speaker (-) Low Reference Left Rear Speaker Signal (-)	I I	UQA+IO5/IO6 UQA+IOS/IOT/IOU
14	0.75	BU/BK	115	Right Rear Speaker Signal (-)	I	UQA+IO5/IO6
15	0.75 0.75	GN/BK BU/YE	116 1960	Left Rear Speaker Signal (-) Front Center Speaker (-) Low Reference	I I	UQA+IO5/IO6 UQA+IOS/IOT/IOU
16	-	-	-	Not Occupied	-	-

T3 AUDIO AMPLIFIER X3 (UQA)

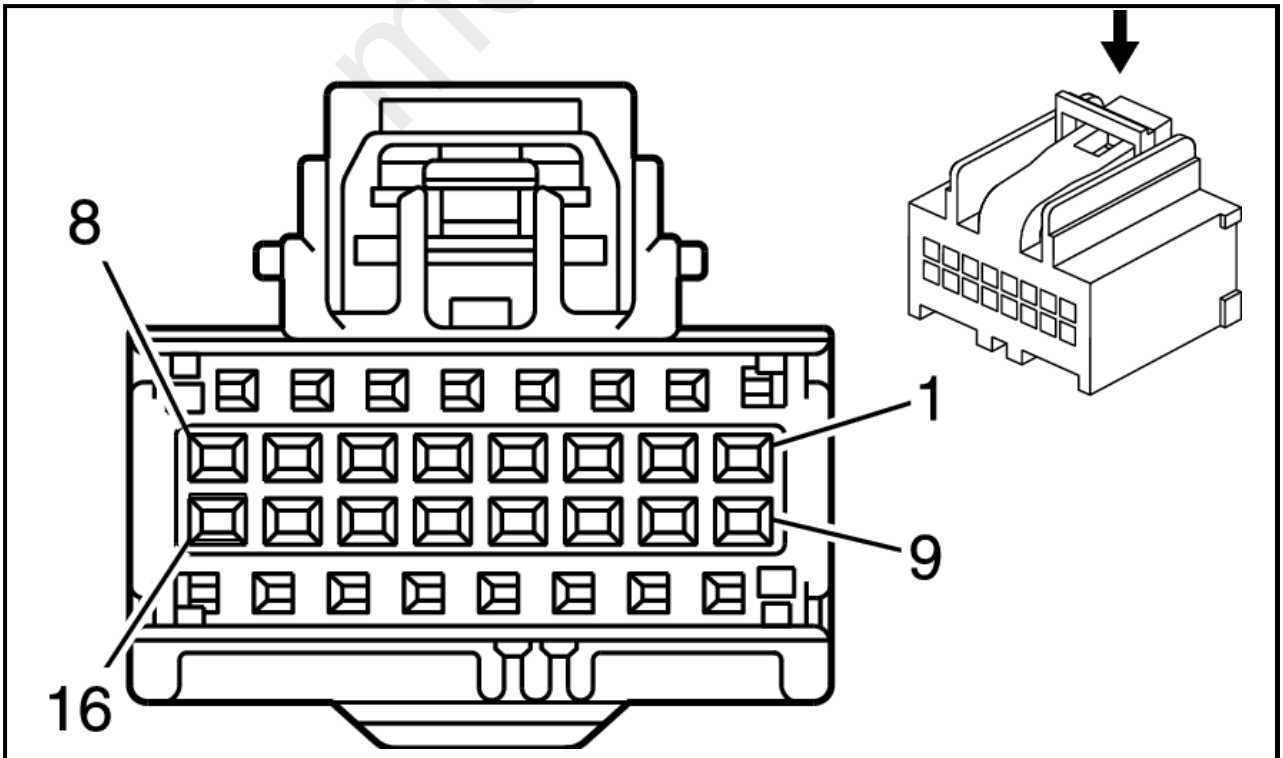

Connector Part Information

- Harness Type: Body

- OEM Connector: 15136073
- Service Connector: 15136073
- Description: 16-Way F 0.64 Kaizen Series (BK)

Terminal Part Information

Terminal Type ID	Terminated Lead	Diagnostic Test Probe	Terminal Removal Tool	Service Terminal	Tray Name	Core Crimp	Insulation Crimp
I	13575742	J-35616-64B (LT BU)	J-38125-215A	Not Available	Not Available	Not Available	Not Available
II	19300629	J-35616-64B (LT BU)	J-38125-215A	Not Available	Not Available	Not Available	Not Available

Pin	Size	Color	Circuit	Function	Terminal Type ID	Option
1	0.35 0.75	GY/GN GY/GN	1102 1102	Low Speed GMLAN Serial Data #2 Low Speed GMLAN Serial Data #2	I II	IOT/IOU/IOS+UQA UQA+IO5/IO6-NKC
2	0.35	VT/BU	6091	Crankshaft Position Sensor Replicated Signal	I	-
3	-	-	-	Not Occupied	-	-
4	0.35	GN/BN	3005	Noise Reduction Microphone 1 Signal	I	-
5	0.35	BU/YE	3006	Noise Reduction Microphone 2 Signal	I	-
6	0.35	GY/BU	3007	Noise Reduction Microphone 3 Signal	I	-
7	0.35	VT/BU	1775	Noise Reduction Microphone #4 Signal	I	-
8 - 11	-	-	-	Not Occupied	-	-
12	0.35	GN/BK	3008	Noise Reduction Microphone 1 Low Reference	I	-
13	0.35	BU/BK	3009	Noise Reduction Microphone 2 Low Reference	I	-
14	0.35	GY/BN	3010	Noise Reduction Microphone 3 Low Reference	I	-
15	0.35	WH/GN	1776	Noise Reduction Microphone #4 Return	I	-
16	-	-	-	Not Occupied	-	-

T3 AUDIO AMPLIFIER X4 (UQA)

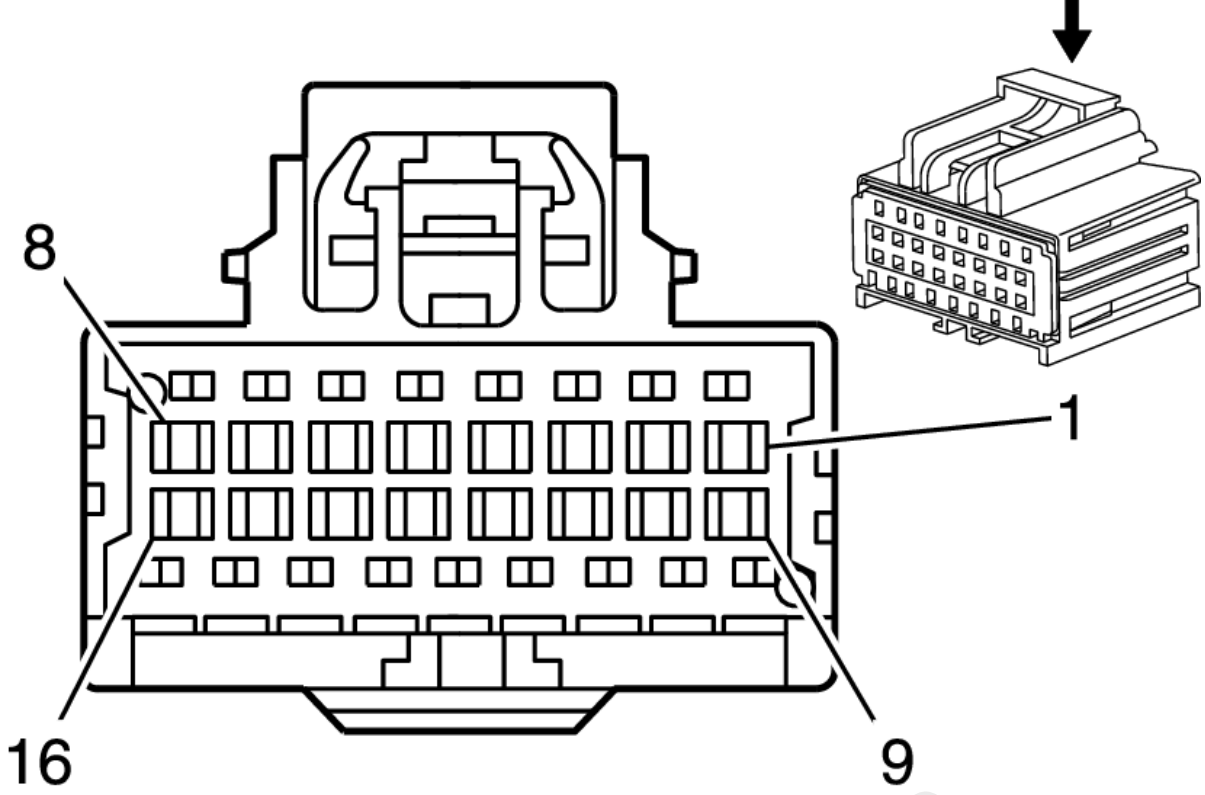

Connector Part Information

- Harness Type: Body
- OEM Connector: 15136074
- Service Connector: 15136074
- Description: 16-Way F 0.64 Kaizen Series (BN)

Terminal Part Information

Terminal Type ID	Terminated Lead	Diagnostic Test Probe	Terminal Removal Tool	Service Terminal	Tray Name	Core Crimp	Insulation Crimp
I	13575742	J-35616-64B (LT BU)	J-38125-215A	Not Available	Not Available	Not Available	Not Available

Pin	Size	Color	Circuit	Function	Terminal Type ID	Option
1 - 2	-	-	-	Not Occupied	-	-
3	0.35 0.35	WH/GN GY/BK	3997 7215	MOST Serial Data (-) Ethernet Bus 6 (+)	I I	UQA+IO5/IO6 UQA+IOT/IOU/IOS
4	0.35 0.35	GY/VT BN/BK	3998 7214	MOST Serial Data (+) Ethernet Bus 6 (-)	I I	UQA+IO5/IO6 UQA+IOT/IOU/IOS
5	0.35	WH/GN	3997	MOST Serial Data (-)	I	UQA+IO5/IO6
6	0.35	GY/VT	3998	MOST Serial Data (+)	I	UQA+IO5/IO6
7 - 13	-	-	-	Not Occupied	-	-
14	0.35	WH/VT	3999	MOST Control	I	UQA+IO5/IO6
15 - 16	-	-	-	Not Occupied	-	-

T8A IGNITION COIL 1 (LTG)

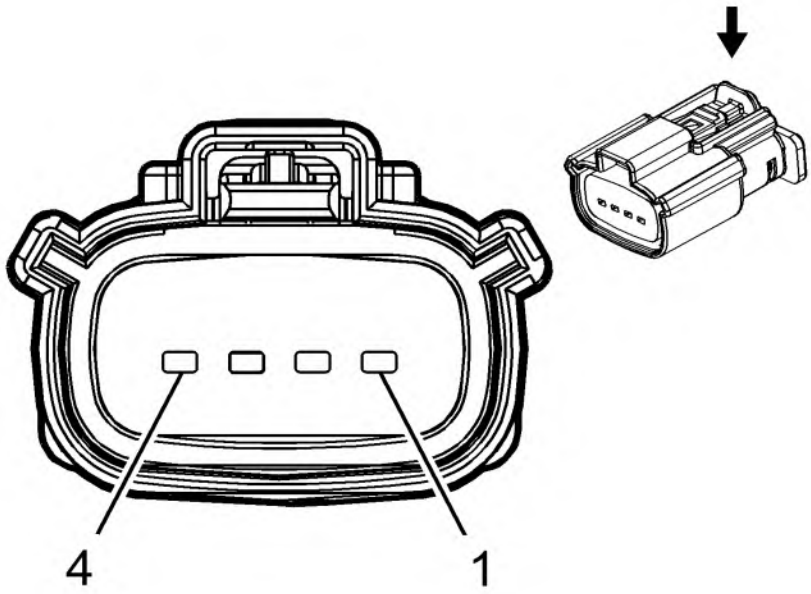

Connector Part Information

- Harness Type: Engine
- OEM Connector: 13577579
- Service Connector: 19367730
- Description: 4-Way F 150 MX Series, Sealed (BK)

Terminal Part Information

Terminal Type ID	Terminated Lead	Diagnostic Test Probe	Terminal Removal Tool	Service Terminal	Tray Name	Core Crimp	Insulation Crimp
I	Not Required	J-35616-14 (GN)	No Tool Required	Not Required	Not Required	Not Required	Not Required
II	Not Required	J-35616-2A (GY)	No Tool Required	Not Required	Not Required	Not Required	Not Required

Pin	Size	Color	Circuit	Function	Terminal Type ID	Option
1	0.75	BK	450	Ground	II	LTG
2	0.5	BK/BU	2129	Ignition Control Low Reference Bank 1	I	LTG
3	0.5	BU/VT	2121	Ignition Control 1	I	-
4	0.75	VT/BU	5291	Powertrain Main Relay Fused Supply 2	II	-

T8A IGNITION COIL 1 (LYX)

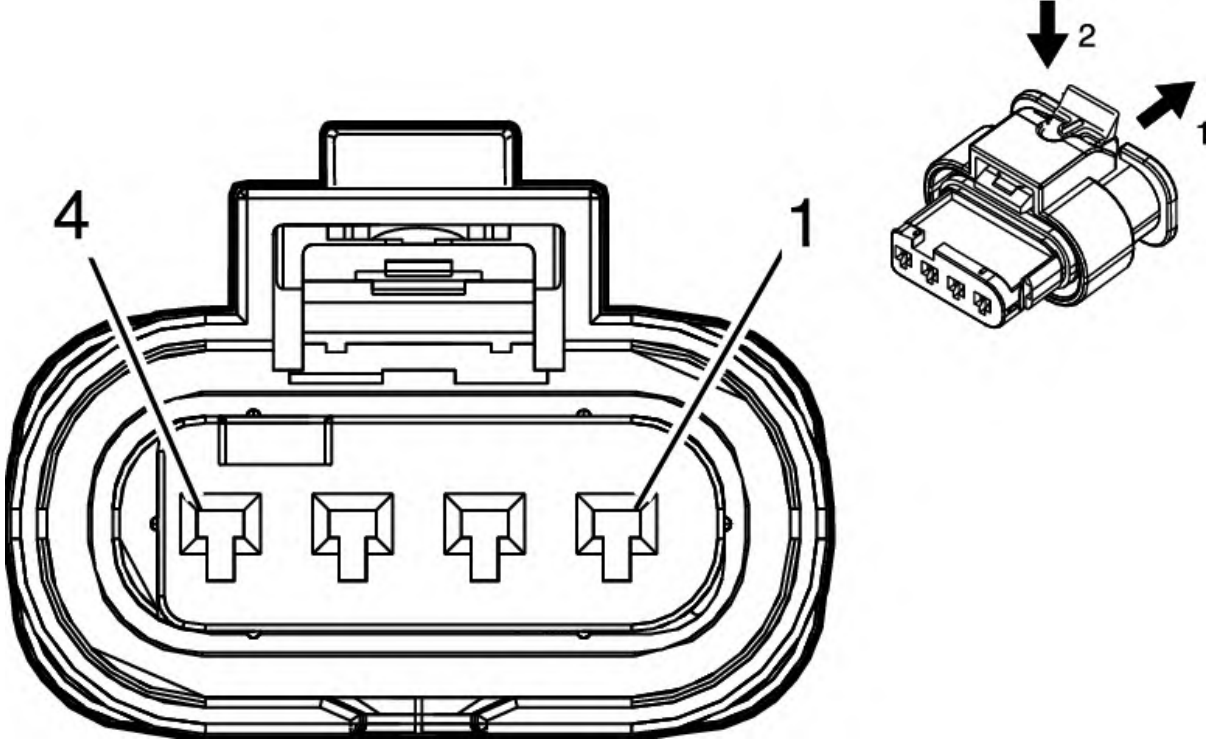

Connector Part Information

- Harness Type: Engine
- OEM Connector: 13594672
- Service Connector: 19352069
- Description: 4-Way F 1.2 MCON Series (BK)

Terminal Part Information

Terminal Type ID	Terminated Lead	Diagnostic Test Probe	Terminal Removal Tool	Service Terminal	Tray Name	Core Crimp	Insulation Crimp
I	Not Required	J-35616-16 (LT GN)	No Tool Required	Not Required	Not Required	Not Required	Not Required

Pin	Size	Color	Circuit	Function	Terminal Type ID	Option
1	0.75	BK	450	Ground	I	LYX
2	0.5	BK/BU	2129	Ignition Control Low Reference Bank 1	I	LYX
3	0.5	BU/VT	2121	Ignition Control 1	I	-
4	0.75	VT/BU	5291	Powertrain Main Relay Fused Supply 2	I	-

T8B IGNITION COIL 2 (LTG)

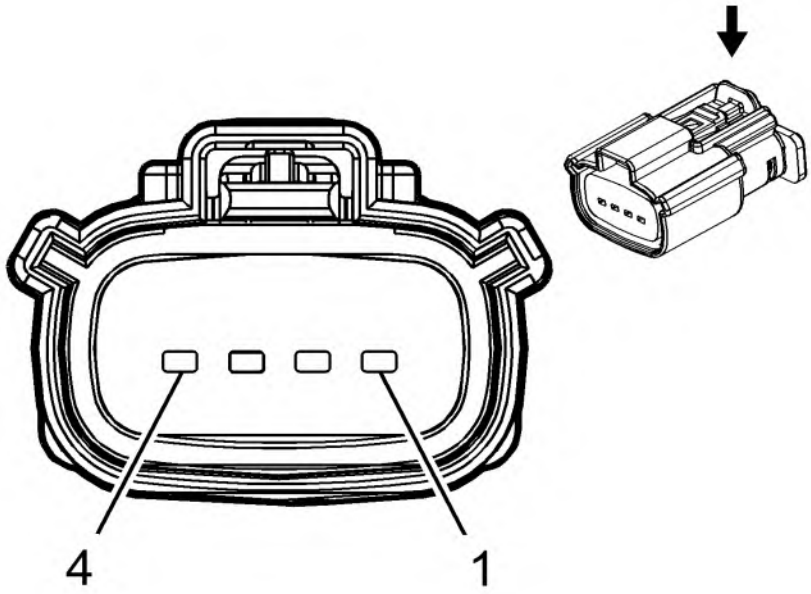

Connector Part Information

- Harness Type: Engine
- OEM Connector: 13577579
- Service Connector: 19367730
- Description: 4-Way F 150 MX Series, Sealed (BK)

Terminal Part Information

Terminal Type ID	Terminated Lead	Diagnostic Test Probe	Terminal Removal Tool	Service Terminal	Tray Name	Core Crimp	Insulation Crimp
I	Not Required	J-35616-14 (GN)	No Tool Required	Not Required	Not Required	Not Required	Not Required
II	Not Required	J-35616-2A (GY)	No Tool Required	Not Required	Not Required	Not Required	Not Required

Pin	Size	Color	Circuit	Function	Terminal Type ID	Option
1	0.75	BK	450	Ground	II	LTG
2	0.5	BK/BU	2129	Ignition Control Low Reference Bank 1	I	LTG
3	0.5	BU/WH	2122	Ignition Control 2	I	-
4	0.75	VT/BU	5291	Powertrain Main Relay Fused Supply 2	II	-

T8B IGNITION COIL 2 (LYX)

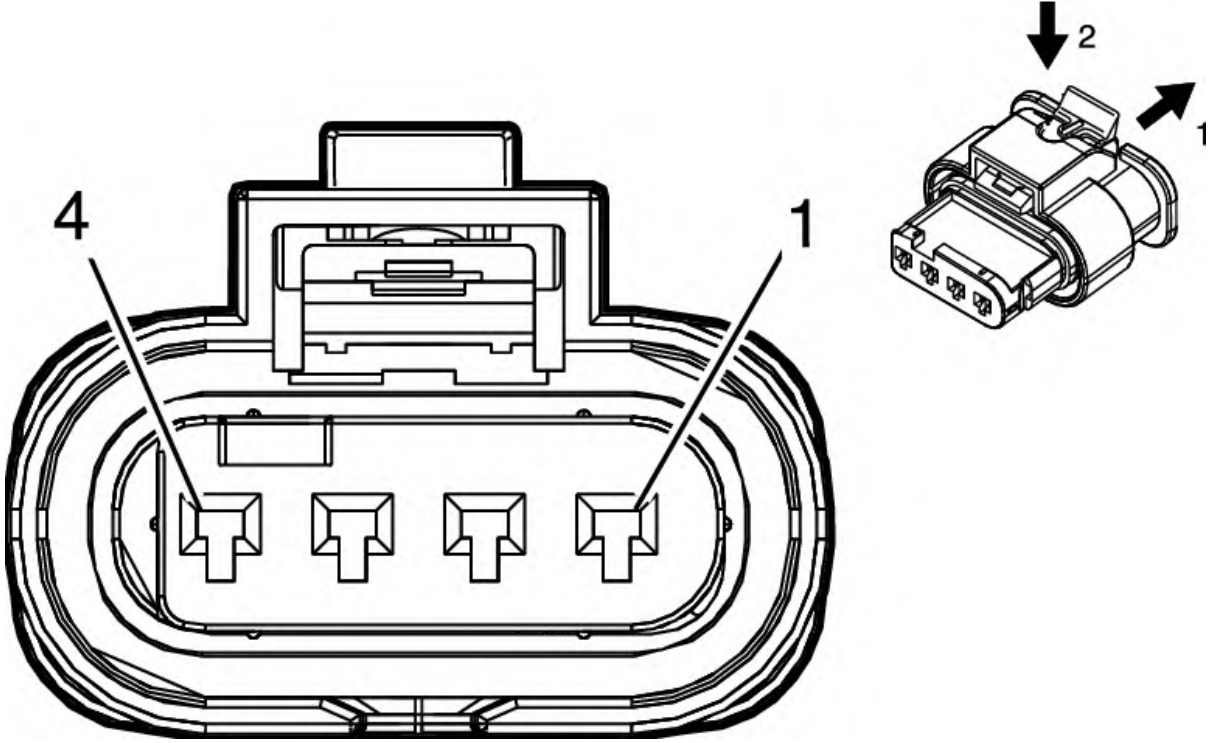

Connector Part Information

- Harness Type: Engine
- OEM Connector: 13594672
- Service Connector: 19352069
- Description: 4-Way F 1.2 MCON Series (BK)

Terminal Part Information

Terminal Type ID	Terminated Lead	Diagnostic Test Probe	Terminal Removal Tool	Service Terminal	Tray Name	Core Crimp	Insulation Crimp
I	Not Required	J-35616-16 (LT GN)	No Tool Required	Not Required	Not Required	Not Required	Not Required

Pin	Size	Color	Circuit	Function	Terminal Type ID	Option
1	0.75	BK	450	Ground	I	LYX
2	0.5	BK/BU	2129	Ignition Control Low Reference Bank 1	I	LYX
3	0.5	BU/WH	2122	Ignition Control 2	I	LYX
4	0.75	VT/BU	5291	Powertrain Main Relay Fused Supply 2	I	-

T8C IGNITION COIL 3 (LTG)

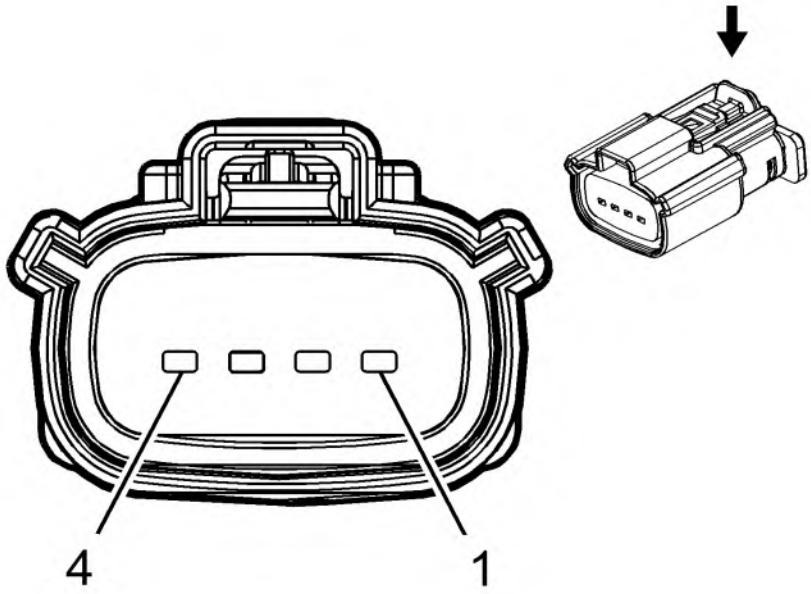

Connector Part Information

- Harness Type: Engine
- OEM Connector: 13577579
- Service Connector: 19367730
- Description: 4-Way F 150 MX Series, Sealed (BK)

Terminal Part Information

Terminal Type ID	Terminated Lead	Diagnostic Test Probe	Terminal Removal Tool	Service Terminal	Tray Name	Core Crimp	Insulation Crimp
I	Not Required	J-35616-14 (GN)	No Tool Required	Not Required	Not Required	Not Required	Not Required
II	Not Required	J-35616-2A (GY)	No Tool Required	Not Required	Not Required	Not Required	Not Required

Pin	Size	Color	Circuit	Function	Terminal Type ID	Option
1	0.75	BK	450	Ground	II	LTG
2	0.5	BK/BU	2129	Ignition Control Low Reference Bank 1	I	LTG
3	0.5	GN/BU	2123	Ignition Control 3	I	-
4	0.75	VT/BU	5291	Powertrain Main Relay Fused Supply 2	II	-

T8C IGNITION COIL 3 (LYX)

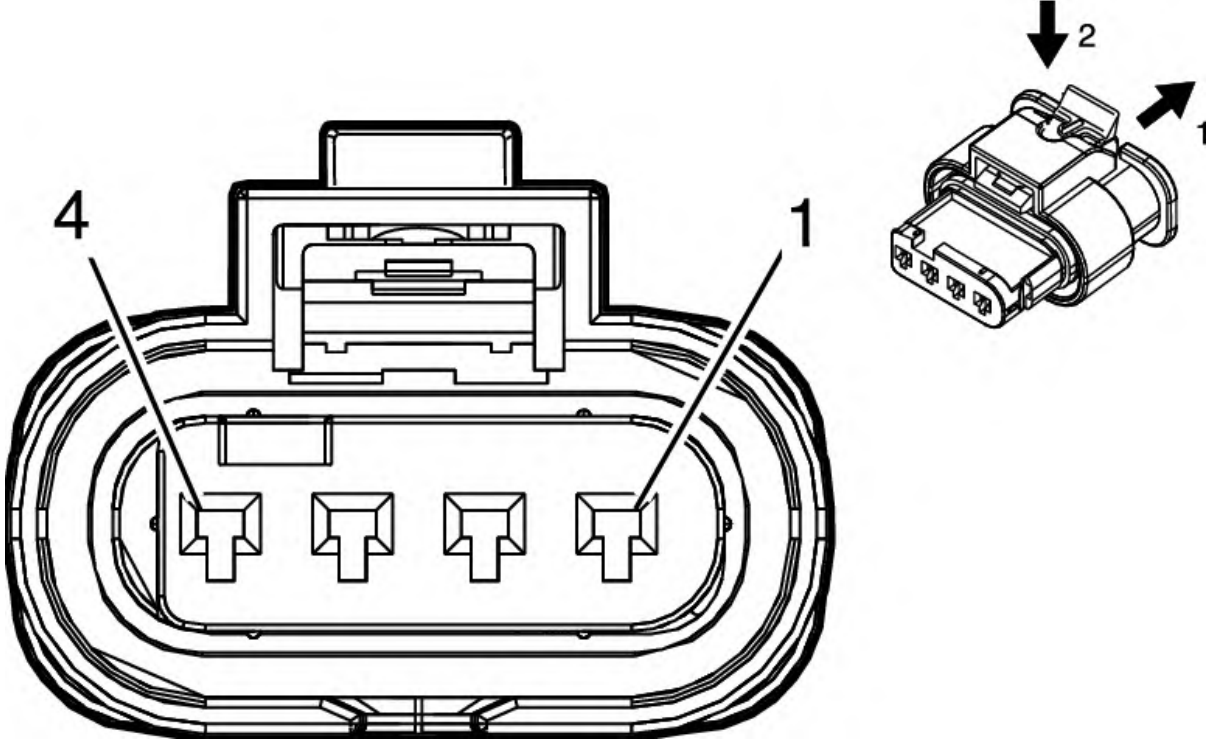

Connector Part Information

- Harness Type: Engine
- OEM Connector: 13594672
- Service Connector: 19352069
- Description: 4-Way F 1.2 MCON Series (BK)

Terminal Part Information

Terminal Type ID	Terminated Lead	Diagnostic Test Probe	Terminal Removal Tool	Service Terminal	Tray Name	Core Crimp	Insulation Crimp
I	Not Required	J-35616-16 (LT GN)	No Tool Required	Not Required	Not Required	Not Required	Not Required

Pin	Size	Color	Circuit	Function	Terminal Type ID	Option
1	0.75	BK	450	Ground	I	LYX
2	0.5	BK/BU	2129	Ignition Control Low Reference Bank 1	I	LYX
3	0.5	GN/BU	2123	Ignition Control 3	I	LYX
4	0.75	VT/BU	5291	Powertrain Main Relay Fused Supply 2	I	LYX

T8D IGNITION COIL 4 (LTG)

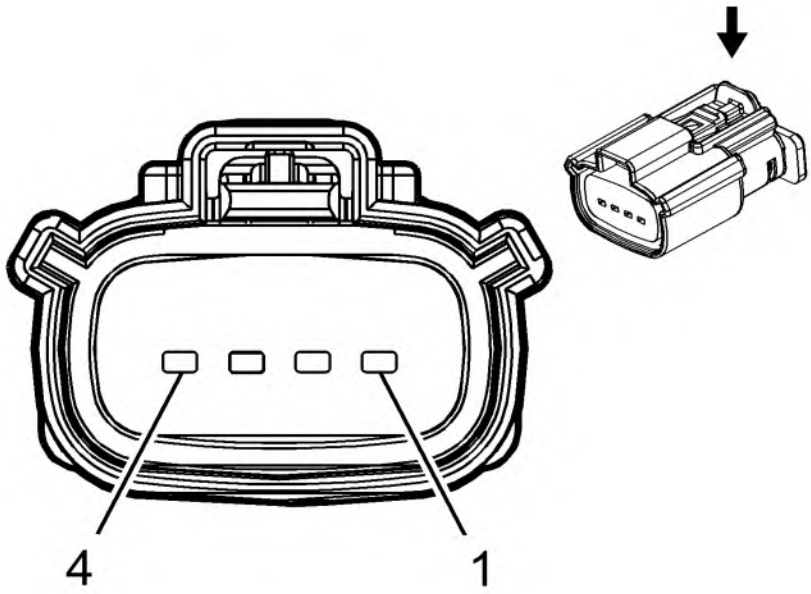

Connector Part Information

- Harness Type: Engine
- OEM Connector: 13577579
- Service Connector: 19367730
- Description: 4-Way F 150 MX Series, Sealed (BK)

Terminal Part Information

Terminal Type ID	Terminated Lead	Diagnostic Test Probe	Terminal Removal Tool	Service Terminal	Tray Name	Core Crimp	Insulation Crimp
I	Not Required	J-35616-14 (GN)	No Tool Required	Not Required	Not Required	Not Required	Not Required
II	Not Required	J-35616-2A (GY)	No Tool Required	Not Required	Not Required	Not Required	Not Required

Pin	Size	Color	Circuit	Function	Terminal Type ID	Option
1	0.75	BK	450	Ground	II	LTG
2	0.5	BK/BU	2129	Ignition Control Low Reference Bank 1	I	LTG
3	0.5	YE/BU	2124	Ignition Control 4	I	-
4	0.75	VT/BU	5291	Powertrain Main Relay Fused Supply 2	II	-

T8D IGNITION COIL 4 (LYX)

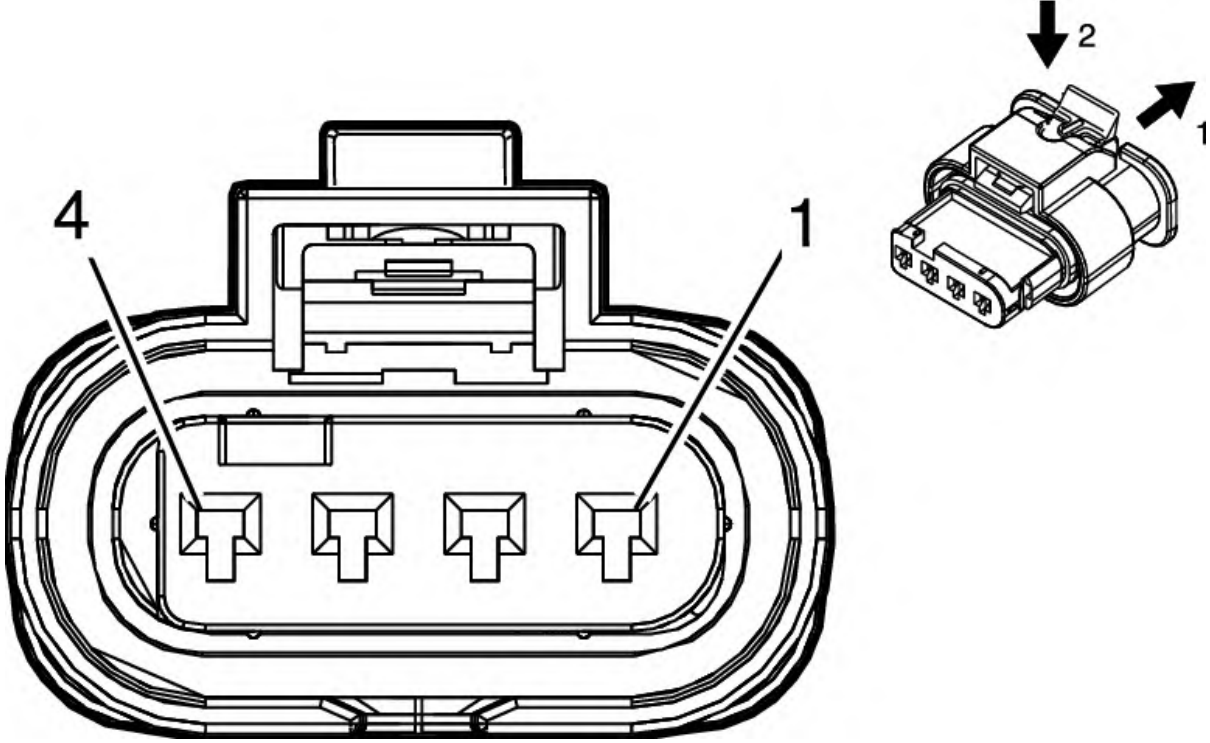

Connector Part Information

- Harness Type: Engine
- OEM Connector: 13594672
- Service Connector: 19352069
- Description: 4-Way F 1.2 MCON Series (BK)

Terminal Part Information

Terminal Type ID	Terminated Lead	Diagnostic Test Probe	Terminal Removal Tool	Service Terminal	Tray Name	Core Crimp	Insulation Crimp
I	Not Required	J-35616-16 (LT GN)	No Tool Required	Not Required	Not Required	Not Required	Not Required

Pin	Size	Color	Circuit	Function	Terminal Type ID	Option
1	0.75	BK	450	Ground	I	LYX
2	0.5	BK/BU	2129	Ignition Control Low Reference Bank 1	I	LYX
3	0.5	YE/BU	2124	Ignition Control 4	I	LYX
4	0.75	VT/BU	5291	Powertrain Main Relay Fused Supply 2	I	LYX

T10E KEYLESS ENTRY ANTENNA - REAR COMPARTMENT

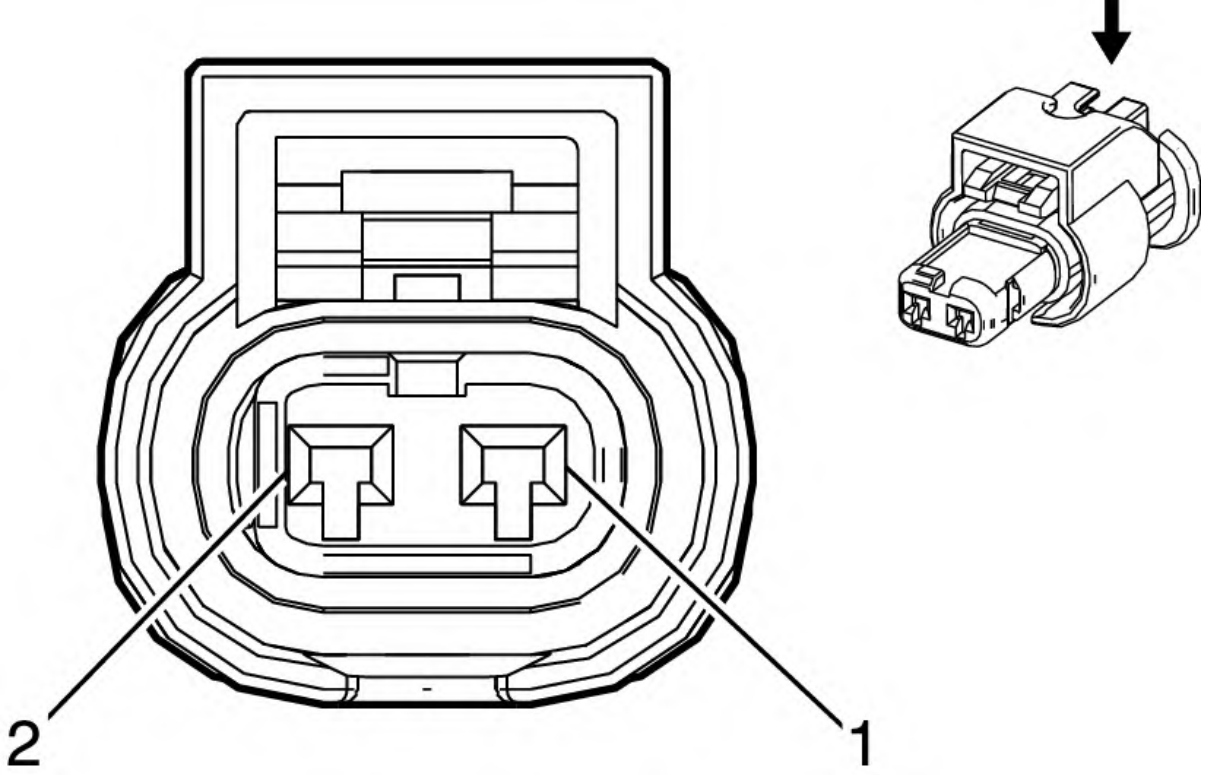

Connector Part Information

- Harness Type: Body
- OEM Connector: 2-1823608-5
- Service Connector: 19299928
- Description: 2-Way F 1.2 MCP Series, Sealed (BK)

Terminal Part Information

Terminal Type ID	Terminated Lead	Diagnostic Test Probe	Terminal Removal Tool	Service Terminal	Tray Name	Core Crimp	Insulation Crimp
I	Not Required	J-35616-16 (LT GN)	No Tool Required	Not Required	Not Required	Not Required	Not Required

Pin	Size	Color	Circuit	Function	Terminal Type ID	Option
1	0.35	WH/GN	3556	Passive Start Interior Antenna 3 Signal Hi	I	-
2	0.35	GN	3557	Passive Start Interior Antenna 3 Signal Lo	I	-

T10G KEYLESS ENTRY ANTENNA - REAR FASCIA

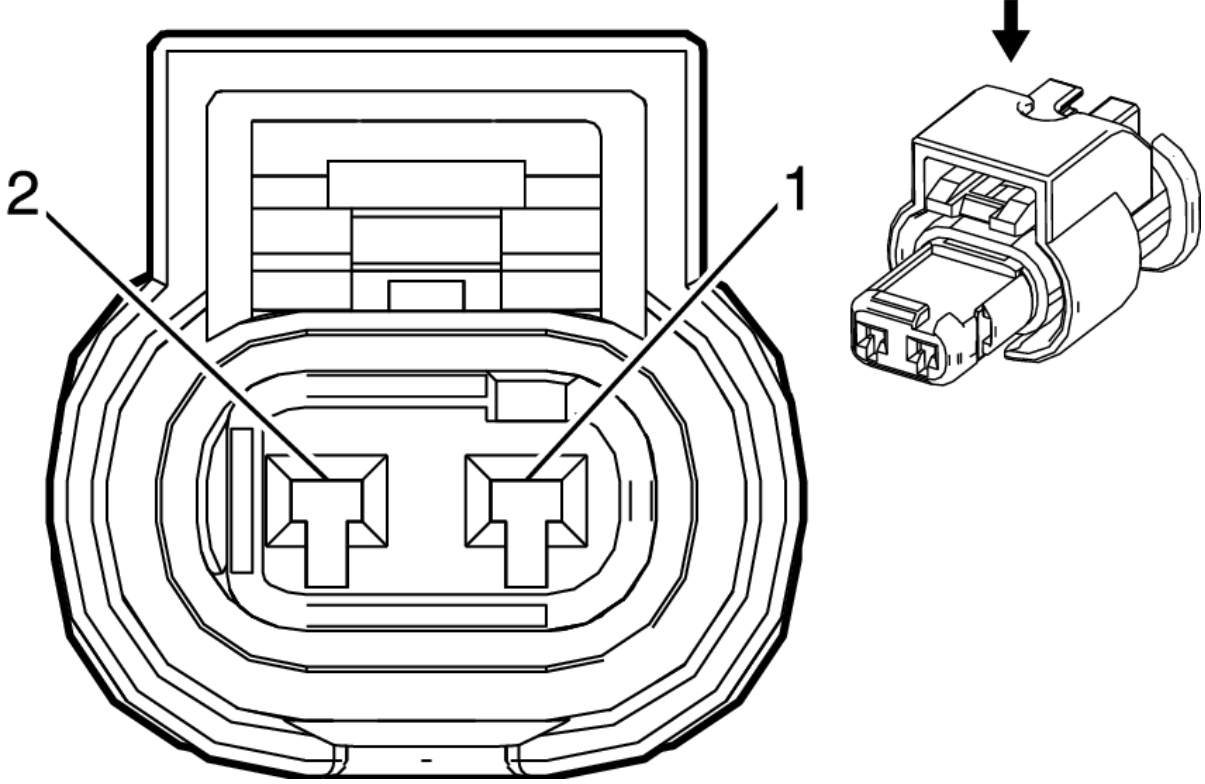

Connector Part Information

- Harness Type: Body
- OEM Connector: 13586143
- Service Connector: 19329415
- Description: 2-Way F 1.2 MCP Series, Sealed (BK)

Terminal Part Information

Terminal Type ID	Terminated Lead	Diagnostic Test Probe	Terminal Removal Tool	Service Terminal	Tray Name	Core Crimp	Insulation Crimp
I	Not Required	J-35616-16 (LT GN)	No Tool Required	Not Required	Not Required	Not Required	Not Required

Pin	Size	Color	Circuit	Function	Terminal Type ID	Option
1	0.35	BN/GN	3568	Passive Entry Rear Closure Antenna Signal Hi	I	-
2	0.35	GN/GY	3569	Passive Entry Rear Closure Antenna Signal Lo	I	-

T10J KEYLESS ENTRY ANTENNA - CENTER CONSOLE FRONT

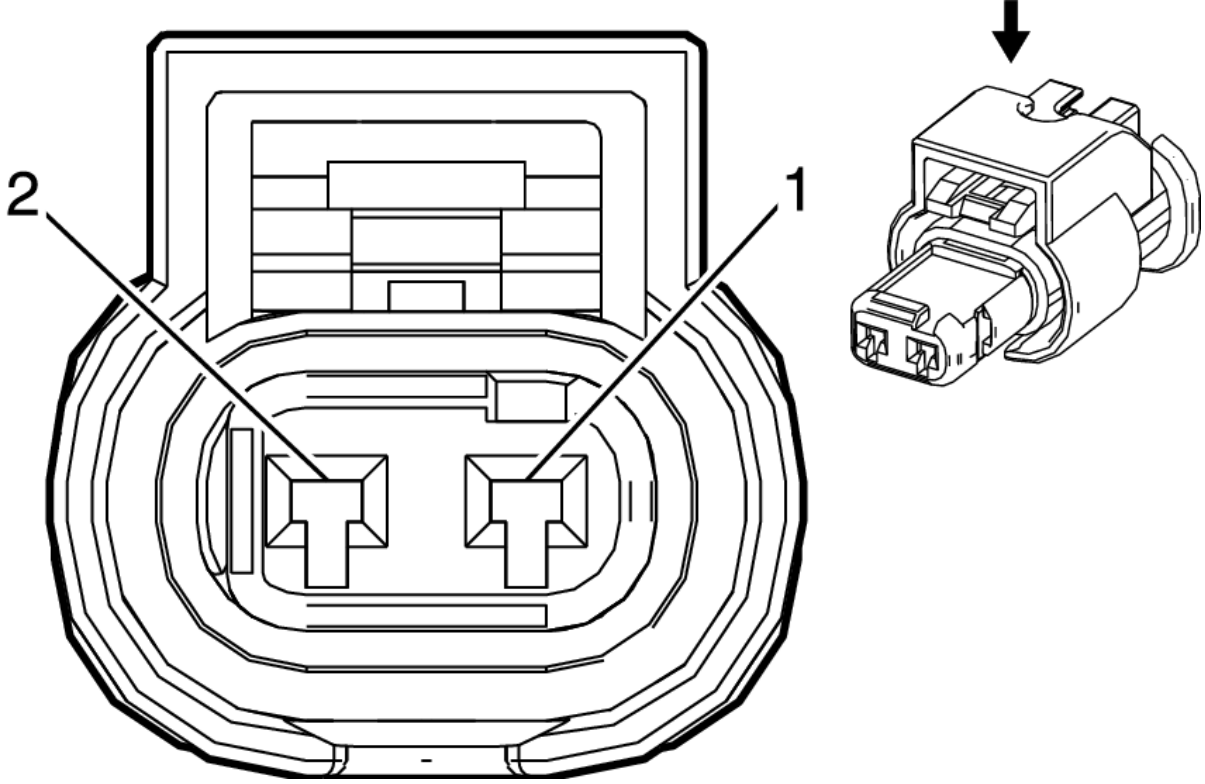

Connector Part Information

- Harness Type: Body
- OEM Connector: 13586143
- Service Connector: 19329415
- Description: 2-Way F 1.2 MCP Series, Sealed (BK)

Terminal Part Information

Terminal Type ID	Terminated Lead	Diagnostic Test Probe	Terminal Removal Tool	Service Terminal	Tray Name	Core Crimp	Insulation Crimp
I	Not Required	J-35616-16 (LT GN)	No Tool Required	Not Required	Not Required	Not Required	Not Required

Pin	Size	Color	Circuit	Function	Terminal Type ID	Option
1	0.35	BN/BK	3552	Passive Start Interior Antenna 1 Signal Hi	I	-
2	0.35	WH	3553	Passive Start Interior Antenna 1 Signal Lo	I	-

T10K KEYLESS ENTRY ANTENNA - CENTER CONSOLE REAR

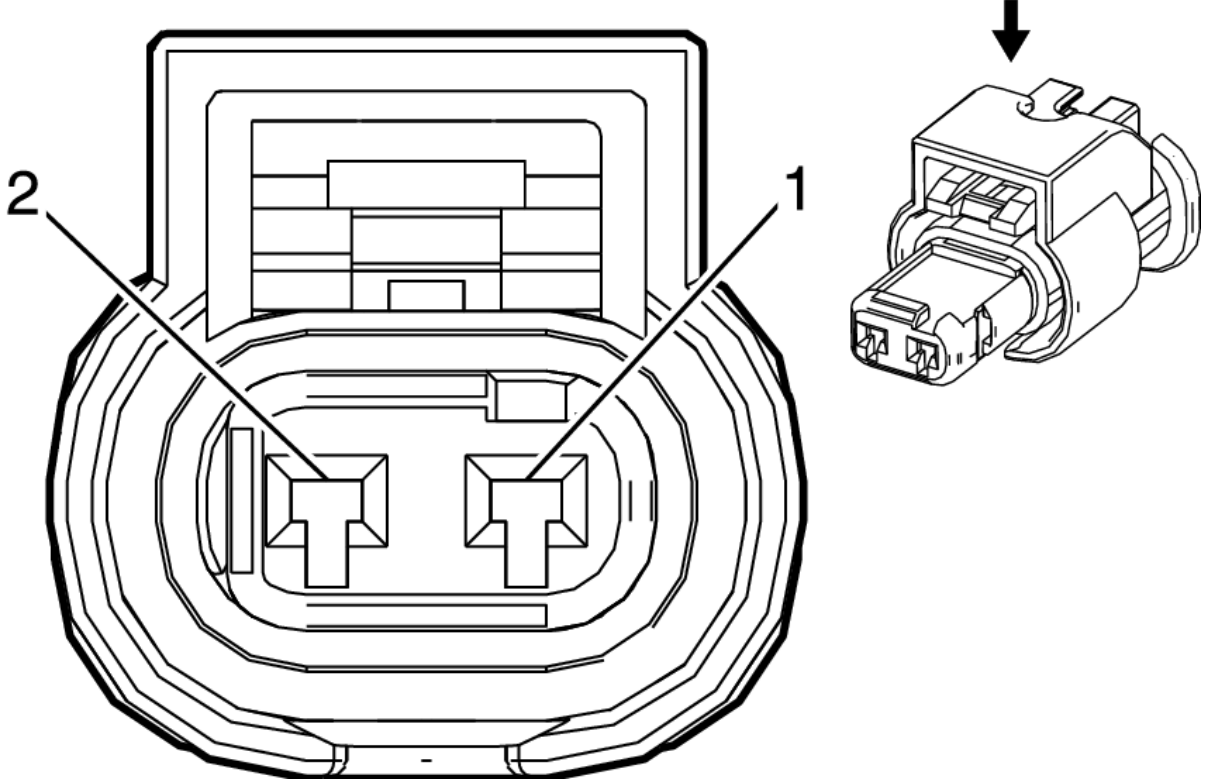

Connector Part Information

- Harness Type: Floor Console
- OEM Connector: 13586143
- Service Connector: Service by Harness - See Part Catalog
- Description: 2-Way F 1.2 MCP Series, Sealed (BK)

Terminal Part Information

Terminal Type ID	Terminated Lead	Diagnostic Test Probe	Terminal Removal Tool	Service Terminal	Tray Name	Core Crimp	Insulation Crimp
I	Not Required	J-35616-16 (LT GN)	No Tool Required	Not Required	Not Required	Not Required	Not Required

Pin	Size	Color	Circuit	Function	Terminal Type ID	Option
1	0.35	BU	3554	Passive Start Interior Antenna 2 Signal Hi	I	-
2	0.35	GY/BK	3555	Passive Start Interior Antenna 2 Signal Lo	I	-

T12 AUTOMATIC TRANSMISSION ASSEMBLY X1 (M3D/M3H/M3U)

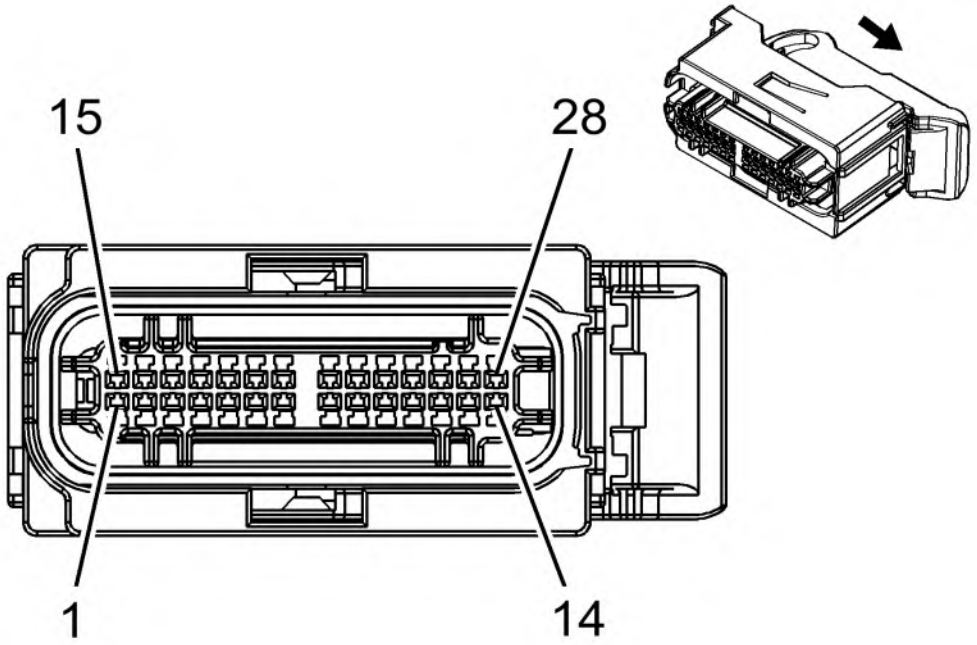

Connector Part Information

- Harness Type: Engine
- OEM Connector: 13589513
- Service Connector: 19354062
- Description: 28-Way F 1.2 MCON-CB Series, Sealed (BK)

Terminal Part Information

Terminal Type ID	Terminated Lead	Diagnostic Test Probe	Terminal Removal Tool	Service Terminal	Tray Name	Core Crimp	Insulation Crimp
I	19331733	J-35616-16 (LT GN)	J-38125-12A	Not Available	Not Available	Not Available	Not Available

Pin	Size	Color	Circuit	Function	Terminal Type ID	Option
1	0.5	YE/GN	4170	Transmission Position Sensor B 9V Reference	I	M3H/M3U
2	0.5	WH	1971	Transmission Oil Level Sensor Signal	I	-
3	0.5	GY/BK	5501	TCC/Clutch Select Solenoid Control	I	-
4	0.5	WH/BU	4507	Transmission Clutch H Control	I	-
5	0.5	WH	4508	Transmission Clutch G Control	I	-
6	0.5	GY/BU	6358	Output Speed Signal	I	-
7	0.5	YE/BU	4171	Transmission Position Sensor A 9V Reference	I	-
8	0.5	WH/BU	5726	Ignition Mode Switch Mode Control Backup	I	LTG+M3D
9	0.5	GN/YE	5724	Ignition Mode Switch Mode Control	I	M3D
10	0.5 0.5	BK/GY VT/BK	3927 7553	IMS Mode Switch Low Reference Park Lock Solenoid Control	I I	LTG+M3D M3H/M3U

Pin	Size	Color	Circuit	Function	Terminal Type ID	Option
11	0.5	YE/BU	4171	Transmission Position Sensor A 9V Reference	I	LTG+M3D
12	0.5	YE/BN	6404	Clutch E Control	I	-
13	-	-	-	Not Occupied	-	-
14	0.5	BU	6401	Clutch B Control	I	-
15	0.5	GN/GY	6387	Transmission High Side Driver 1 Signal Driver	I	-
16	0.5	VT/WH	6319	ETRS Out of Park Switch 2 Signal	I	-
17	0.5	WH/YE	6317	ETRS Out of Park Switch Signal	I	M3H/M3U
18 - 19	-	-	-	Not Occupied	-	-
20	0.5	WH/BK	3705	ETRS Switch Analog Signal 2	I	M3H/M3U
21	0.5	BN	3706	ETRS Switch Analog Signal 1	I	M3H/M3U
22	0.5	BK/BN	586	Transmission Oil Temperature Sensor Low Reference	I	-
23	0.5	BN/WH	585	Transmission Oil Temperature Sensor Signal	I	-
24	0.5	BN	6400	Clutch A Control	I	-
25	0.5	VT	4509	Transmission Clutch F Control	I	-
26	0.5	GY	6402	Clutch C Control	I	-
27	0.5	GY/GN	6403	Clutch D Control	I	-
28	0.5	GY/BN	6388	Transmission High Side Driver 2 Signal	I	-

T12 AUTOMATIC TRANSMISSION ASSEMBLY X2 (M3D/M3H/M3U)

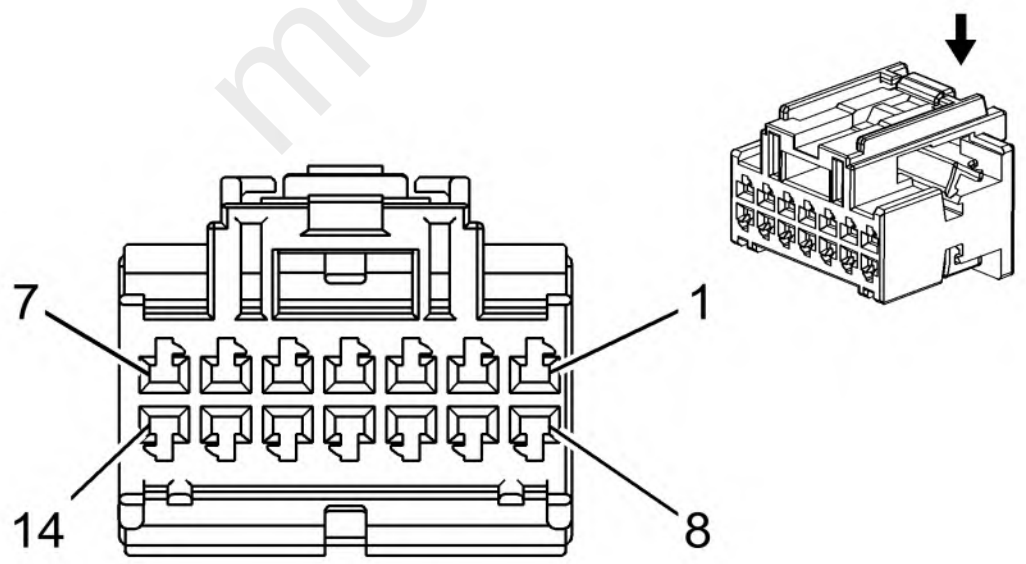

Connector Part Information

- Harness Type: Transmission
- OEM Connector: 2203464-2

- Service Connector: Service by Harness - See Part Catalog
- Description: 14-Way F 1.2 MCON Series (BN)

Terminal Part Information

Terminal Type ID	Terminated Lead	Diagnostic Test Probe	Terminal Removal Tool	Service Terminal	Tray Name	Core Crimp	Insulation Crimp
I	Not Required	J-35616-16 (LT GN)	No Tool Required	Not Required	Not Required	Not Required	Not Required

Pin	Size	Color	Circuit	Function	Terminal Type ID	Option
1	0.5	WH/BK	4171	Transmission Position Sensor A 9V Reference	I	M3H/M3U
2	0.5	GY/BU	6358	Output Speed Signal	I	-
3	0.5	WH	4508	Transmission Clutch G Control	I	-
4	0.5	WH/BU	4507	Transmission Clutch H Control	I	-
5	0.5	GY/BK	5501	TCC/Clutch Select Solenoid Control	I	-
6	0.5	WH	1971	Transmission Oil Level Sensor Signal	I	-
7	0.5	YE/GN	4170	Transmission Position Sensor B 9V Reference	I	-
8	0.5	BN	3706	ETRS Switch Analog Signal 1	I	M3H/M3U
9	0.5	YE/BU	3705	ETRS Switch Analog Signal 2	I	M3H/M3U
10 - 11	-	-	-	Not Occupied	-	-
12	0.5	VT/YE	6317	ETRS Out of Park Switch Signal	I	M3H/M3U
13	0.5	WH/YE	6319	ETRS Out of Park Switch 2 Signal	I	M3H/M3U
14	0.5	GN/GY	6387	Transmission High Side Driver 1 Signal Driver	I	-

mnRO.com

T12 AUTOMATIC TRANSMISSION ASSEMBLY X3 (M3D/M3H/M3U)

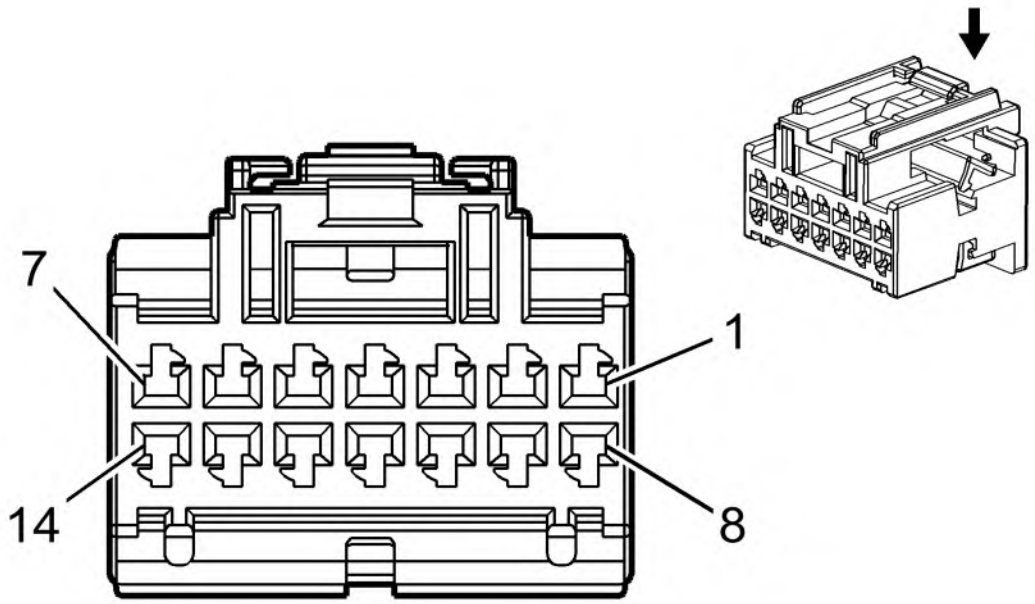

Connector Part Information

- Harness Type: Transmission
- OEM Connector: 2203464-1
- Service Connector: Service by Harness - See Part Catalog
- Description: 14-Way F 1.2 MCON Series (BN)

Terminal Part Information

Terminal Type ID	Terminated Lead	Diagnostic Test Probe	Terminal Removal Tool	Service Terminal	Tray Name	Core Crimp	Insulation Crimp
I	Not Required	J-35616-16 (LT GN)	No Tool Required	Not Required	Not Required	Not Required	Not Required

Pin	Size	Color	Circuit	Function	Terminal Type ID	Option
1	0.5	BK/BN	586	Transmission Oil Temperature Sensor Low Reference	I	-
2	0.5	BN/WH	585	Transmission Oil Temperature Sensor Signal	I	-
3	0.5	BN	6400	Clutch A Control	I	-
4	0.5	VT	4509	Transmission Clutch F Control	I	-
5	0.5	GY	6402	Clutch C Control	I	-
6	0.5	GY/GN	6403	Clutch D Control	I	-
7	0.5	VT	6388	Transmission High Side Driver 2 Signal	I	-
8	0.5	WH/BU	5726	Ignition Mode Switch Mode Control Backup	I	LTG+M3D
9	0.5	GN/YE	5724	Ignition Mode Switch Mode Control	I	M3D
10	0.5 0.5	BK/GY VT/BK	3927 7553	IMS Mode Switch Low Reference Park Lock Solenoid Control	I I	LTG+M3D M3H/M3U+EPH

Pin	Size	Color	Circuit	Function	Terminal Type ID	Option
11	0.5	YE/BU	4171	Transmission Position Sensor A 9V Reference	I	LTG+M3D
12	0.5	YE/BN	6404	Clutch E Control	I	-
13	-	-	-	Not Occupied	-	-
14	0.5	BU	6401	Clutch B Control	I	-

T15 NAVIGATION ANTENNA SIGNAL SPLITTER X1 (IO6)

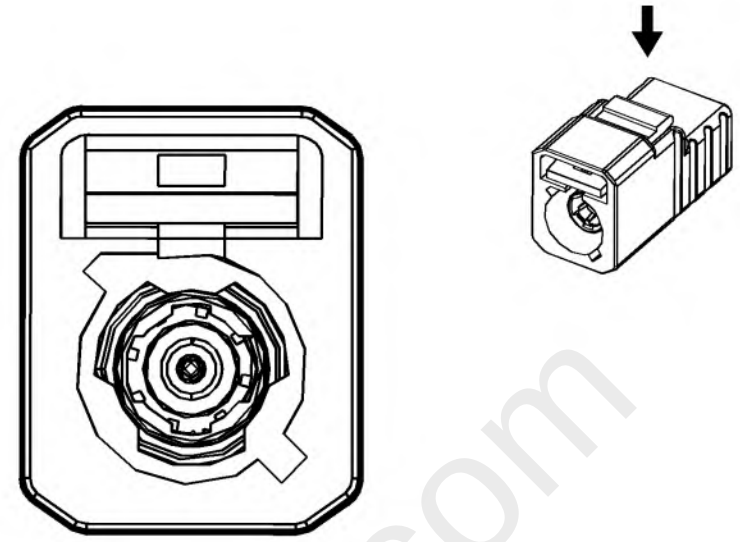

Connector Part Information

- Harness Type: Instrument Panel
- OEM Connector: 13585423
- Service Connector: Service by Cable Assembly - See Part Catalog
- Description: 1-Way F Coax Type (GY)

Terminal Part Information

Terminal Type ID	Terminated Lead	Diagnostic Test Probe	Terminal Removal Tool	Service Terminal	Tray Name	Core Crimp	Insulation Crimp
I	Not Required	No Tool Required	No Tool Required	Not Required	Not Required	Not Required	Not Required

Pin	Size	Color	Circuit	Function	Terminal Type ID	Option
-	-	Coax	-	(GPS/Cell) Coaxial Antenna Cell/GPS combined Signal	I	-

T15 NAVIGATION ANTENNA SIGNAL SPLITTER X2 (IO6)

mcx30.com

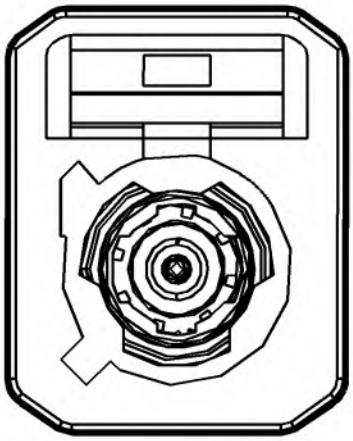

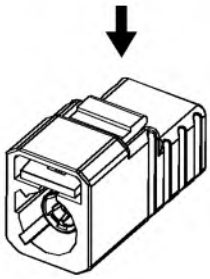

Connector Part Information

- Harness Type: Instrument Panel
- OEM Connector: 13581697
- Service Connector: Service by Cable Assembly - See Part Catalog
- Description: 1-Way F Coax Type (VT)

Terminal Part Information

Terminal Type ID	Terminated Lead	Diagnostic Test Probe	Terminal Removal Tool	Service Terminal	Tray Name	Core Crimp	Insulation Crimp
I	Not Required	No Tool Required	No Tool Required	Not Required	Not Required	Not Required	Not Required

Pin	Size	Color	Circuit	Function	Terminal Type ID	Option
-	-	Coax	-	(GPS/Cell) Coaxial Antenna Cell/GPS combined Signal	I	-

T15 NAVIGATION ANTENNA SIGNAL SPLITTER X3 (IO6)

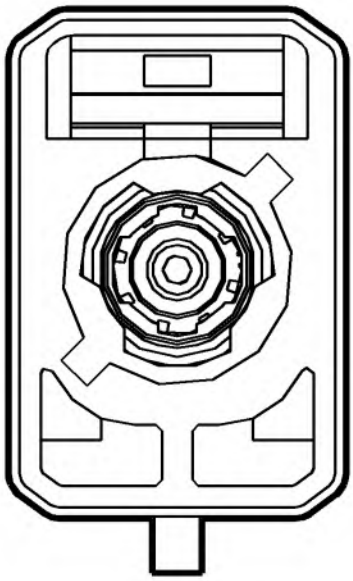

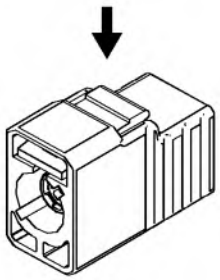

Connector Part Information

- Harness Type: Instrument Panel
- OEM Connector: 13581689
- Service Connector: Service by Cable Assembly - See Part Catalog
- Description: 1-Way F Coax Type (BU)

Terminal Part Information

Terminal Type ID	Terminated Lead	Diagnostic Test Probe	Terminal Removal Tool	Service Terminal	Tray Name	Core Crimp	Insulation Crimp
I	Not Required	No Tool Required	No Tool Required	Not Required	Not Required	Not Required	Not Required

Pin	Size	Color	Circuit	Function	Terminal Type ID	Option
-	-	Coax	-	(GPS only) Coaxial Antenna GPS Signal	I	-

T19 POWER SUPPLY TRANSFORMER (KL9)

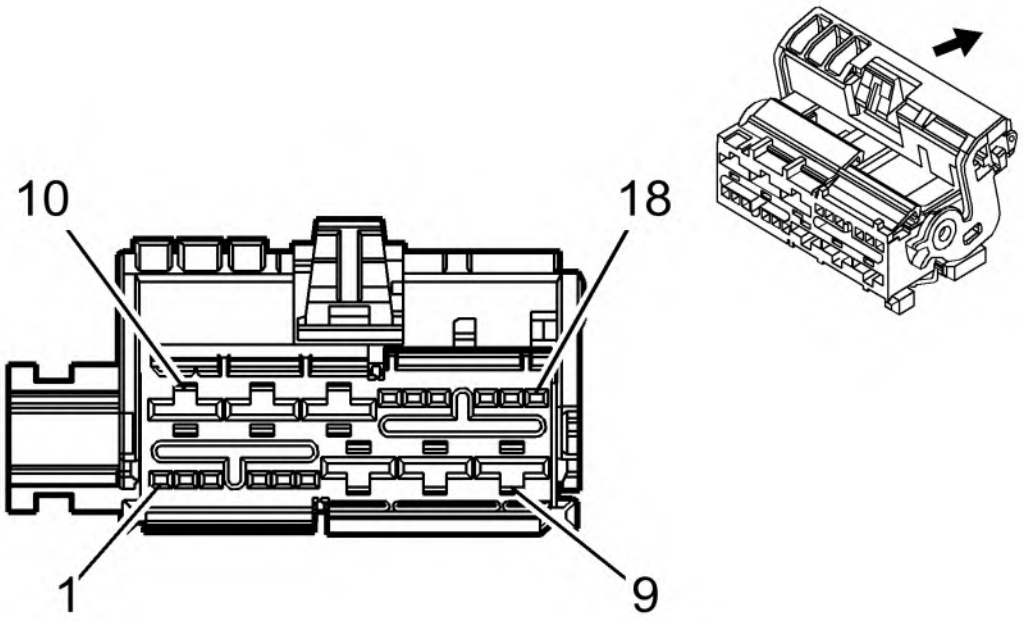

Connector Part Information

- Harness Type: Body
- OEM Connector: 13592017
- Service Connector: 19330678
- Description: 18-Way F 0.64 MTS, 6.3 MCP Series (BK)

Terminal Part Information

Terminal Type ID	Terminated Lead	Diagnostic Test Probe	Terminal Removal Tool	Service Terminal	Tray Name	Core Crimp	Insulation Crimp
I	13327123	J-35616-64B (LT BU)	J-38125-553	Not Available	Not Available	Not Available	Not Available
II	13575870	J-35616-64B (LT BU)	J-38125-12A	SNAC3-A021T-M0.64	Delphi 20	J	J
III	13578912	J-35616-14 (GN)	J-38125-553	12191819	Delphi 8	E	1
IV	13582297	J-35616-64B (LT BU)	J-38125-22	Not Available	Not Available	Not Available	Not Available
V	19333325	J-35616-16 (LT GN)	J-38125-12A	Not Available	Not Available	Not Available	Not Available
VI	19367600	J-35616-40 (BU)	J-38125-556	1241408-1	Lear 28	B	G
VII	19367600	J-35616-40 (BU)	J-38125-556	Not Available	Not Available	Not Available	Not Available

Pin	Size	Color	Circuit	Function	Terminal Type ID	Option
1 - 3	-	-	-	Not Occupied	-	-
4	0.35 0.35	VT/YE VT/YE	5985 5985	Accessory Wakeup Serial Data Accessory Wakeup Serial Data	II I	KL9+LTG+Z88 KL9+LVL/LWW

Pin	Size	Color	Circuit	Function	Terminal Type ID	Option
5	0.35	YE/VT	4325	Starter Pinion Solenoid Relay Control	I	-
6	0.35	VT/GN	39	Run/Crank Ignition 1 Voltage	I	-
7	4	BK	2350	Ground	VI	KL9
8	4	RD/BU	1542	Battery Positive Voltage	VI	-
9	6	RD/GN	2173	12V Regulated Supply Voltage 2	VII	KL9
10	6	GY/BN	3761	Infotainment Regulated Control	VII	KL9
11	6	RD/GY	1342	Battery Positive Voltage	VII	-
12	6	BK	2350	Ground	VII	KL9
13	0.35 0.35 0.35	WH WH WH	7494 7494 7494	High Speed GMLAN Serial Data (-)3 High Speed GMLAN Serial Data (-)3 High Speed GMLAN Serial Data (-)3	II I IV	EPH+LTG LVL/LH7 LYX/LTG
14	0.35 0.35	WH WH	7494 7494	High Speed GMLAN Serial Data (-)3 High Speed GMLAN Serial Data (-)3	II I	EPH+LTG LVL/LH7
15	0.35 0.35	BU/BK BU/BK	7493 7493	High Speed GMLAN Serial Data (+)3 High Speed GMLAN Serial Data (+)3	II I	EPH+LTG LVL/LH7
16	0.35 0.35 0.35	BU/BK BU/BK BU/BK	7493 7493 7493	High Speed GMLAN Serial Data (+)3 High Speed GMLAN Serial Data (+)3 High Speed GMLAN Serial Data (+)3	II I IV	EPH+LTG LVL/LH7 LYX/LTG
17	0.35 0.35	WH WH	7494 7494	High Speed GMLAN Serial Data (-)3 High Speed GMLAN Serial Data (-)3	I V	LVL/LH7 LYX/LTG
18	0.35 0.35	BU/BK BU/BK	7493 7493	High Speed GMLAN Serial Data (+)3 High Speed GMLAN Serial Data (+)3	III I	LVL/LH7 LYX/LTG

T22 MOBILE DEVICE WIRELESS CHARGER MODULE (K4C+EPH)

mc30.com

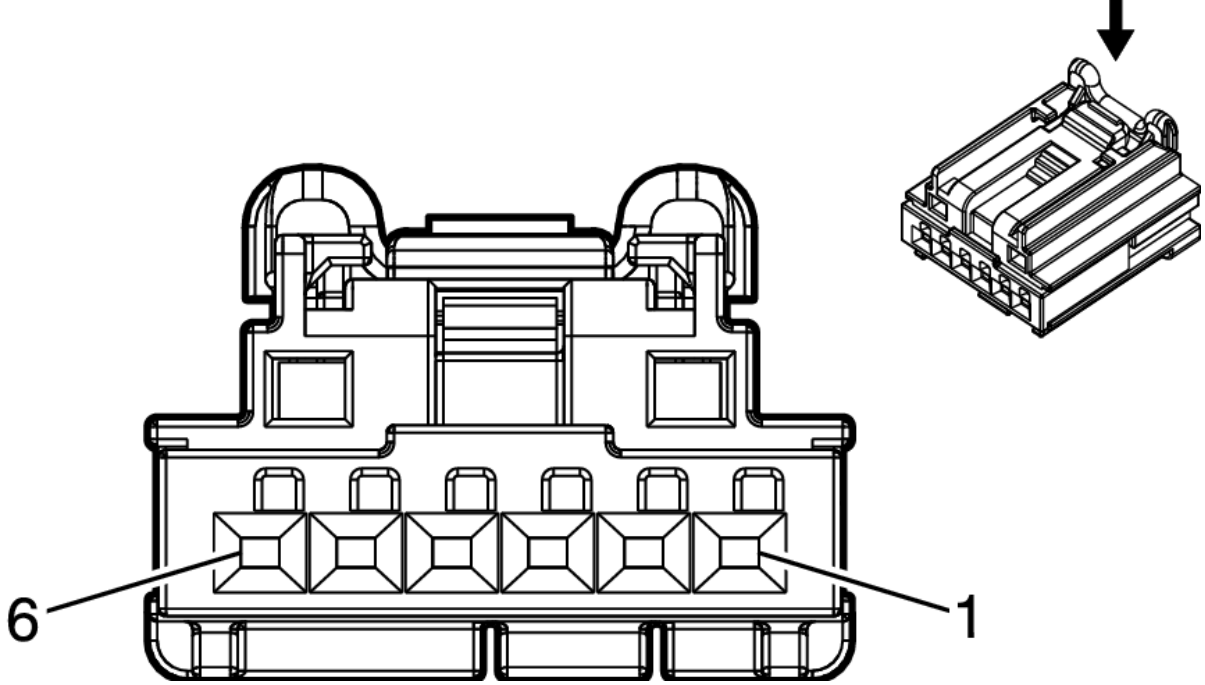

Connector Part Information

- Harness Type: Floor Console
- OEM Connector: 2035363-4
- Service Connector: Service by Harness - See Part Catalog
- Description: 6-Way F 0.64 Generation Y Series (BK)

Terminal Part Information

Terminal Type ID	Terminated Lead	Diagnostic Test Probe	Terminal Removal Tool	Service Terminal	Tray Name	Core Crimp	Insulation Crimp
I	Not Required	J-35616-64B (LT BU)	No Tool Required	Not Required	Not Required	Not Required	Not Required

Pin	Size	Color	Circuit	Function	Terminal Type ID	Option
1	0.35	VT	4601	Retained Accessory Power Fused Control	I	-
2	0.35	BK	1650	Ground	I	EPH+K4C
3	0.35	GN	4512	Wireless Charging System Charge Indicator Control	I	EPH+K4C
4 - 6	-	-	-	Not Occupied	-	-

T22 MOBILE DEVICE WIRELESS CHARGER MODULE (K4C-EPH)

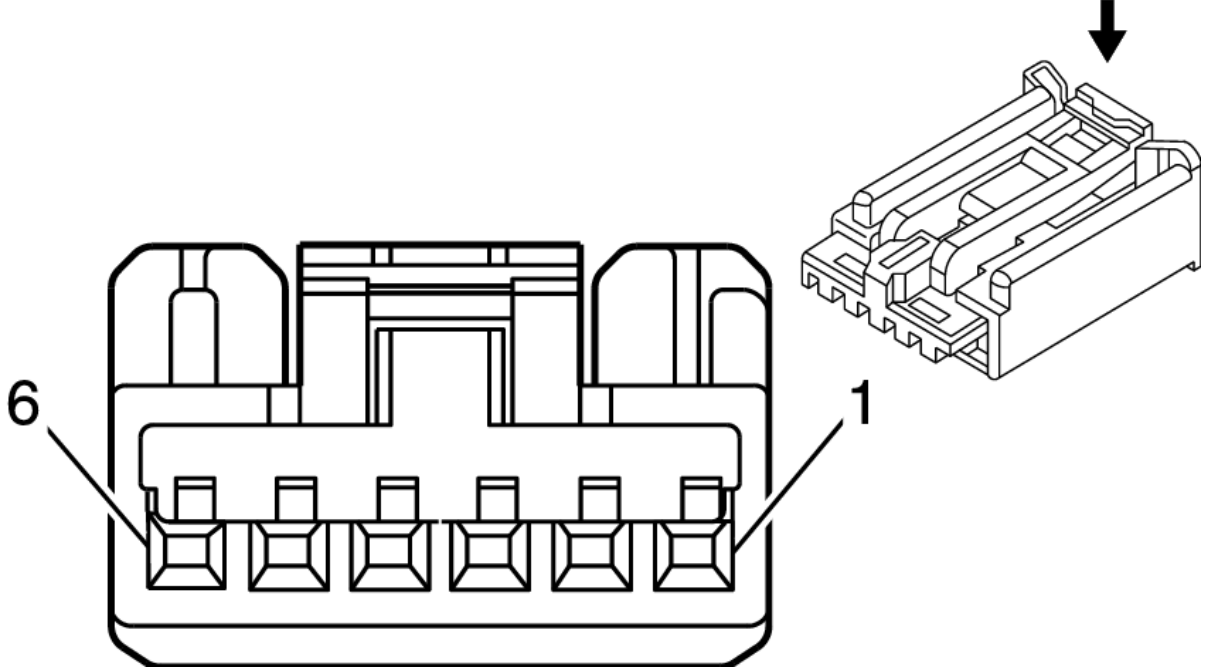

Connector Part Information

- Harness Type: Instrument Panel
- OEM Connector: 19115612
- Service Connector: 19178090
- Description: 6-Way F 0.64 Series (NA)

Terminal Part Information

Terminal Type ID	Terminated Lead	Diagnostic Test Probe	Terminal Removal Tool	Service Terminal	Tray Name	Core Crimp	Insulation Crimp
I	Not Required	J-35616-64B (LT BU)	No Tool Required	Not Required	Not Required	Not Required	Not Required

Pin	Size	Color	Circuit	Function	Terminal Type ID	Option
1	0.35	VT	4601	Retained Accessory Power Fused Control	I	K4C+USS-EPH
2	0.35	BK	1650	Ground	I	K4C-EPH
3	0.35	GN	4512	Wireless Charging System Charge Indicator Control	I	K4C-EPH
4 - 6	-	-	-	Not Occupied	-	-

X22 USB DRIVE DATA CONNECTOR (UDD+IOS/IOT/IOU)

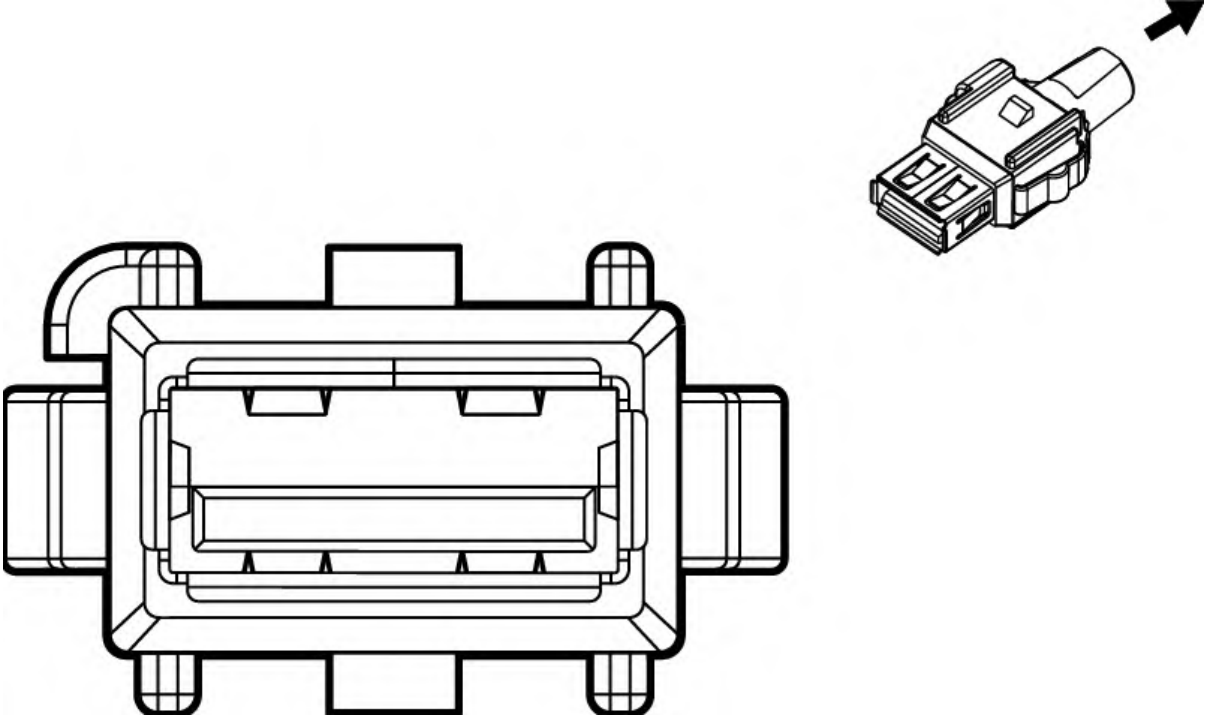

Connector Part Information

- Harness Type: Instrument Panel
- OEM Connector: 13578986
- Service Connector: Service by Cable Assembly - See Part Catalog
- Description: USB Type (BK)

Terminal Part Information

Terminal Type ID	Terminated Lead	Diagnostic Test Probe	Terminal Removal Tool	Service Terminal	Tray Name	Core Crimp	Insulation Crimp
I	Not Required	No Tool Required	No Tool Required	Not Required	Not Required	Not Required	Not Required

Pin	Size	Color	Circuit	Function	Terminal Type ID	Option
-	-	USB	-	USB Serial Data	I	-

X80C ACCESSORY POWER RECEPTACLE - CARGO

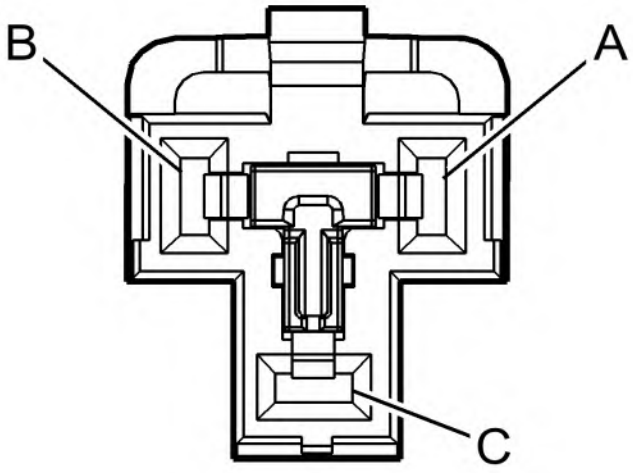

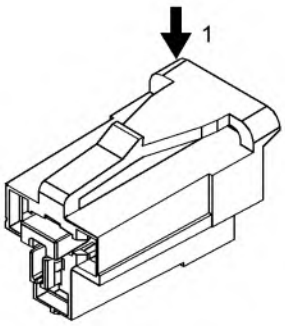

Connector Part Information

- Harness Type: Body
- OEM Connector: 13855150
- Service Connector: 19355447
- Description: 3-Way F 2.8 APEX Series (GY)

Terminal Part Information

Terminal Type ID	Terminated Lead	Diagnostic Test Probe	Terminal Removal Tool	Service Terminal	Tray Name	Core Crimp	Insulation Crimp
I	Not Required	J-35616-35 (VT)	No Tool Required	Not Required	Not Required	Not Required	Not Required

Pin	Size	Color	Circuit	Function	Terminal Type ID	Option
A	1.5	RD/VT	3340	Battery Positive Voltage	I	-
B	-	-	-	Not Occupied	-	-
C	1.5	BK	1950	Ground	I	-

X80G ACCESSORY POWER RECEPTACLE - INSTRUMENT PANEL (KC5)

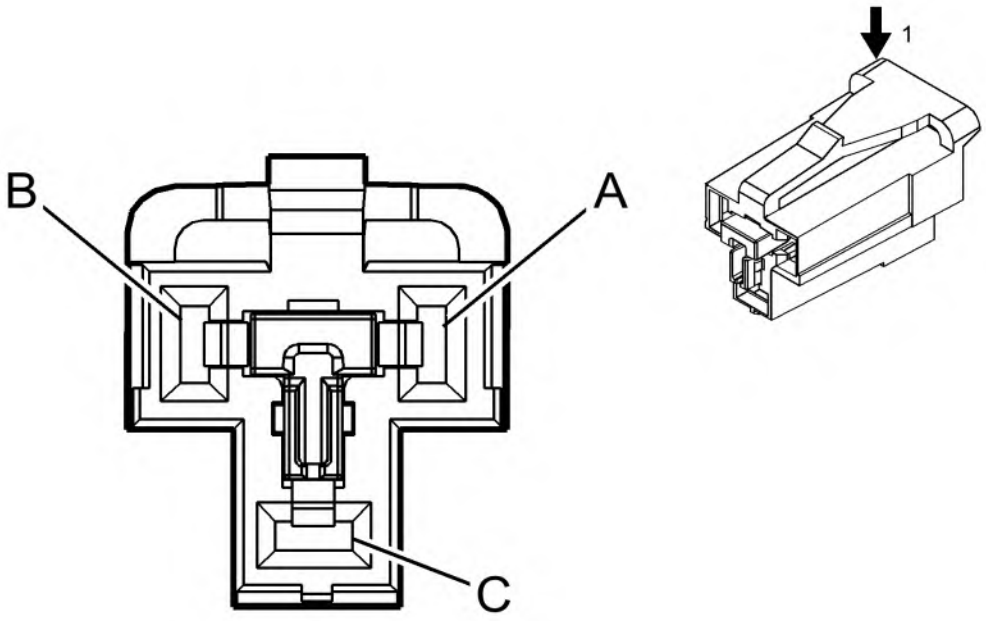

Connector Part Information

- Harness Type: Instrument Panel
- OEM Connector: 13855150
- Service Connector: 19355447
- Description: 3-Way F 2.8 APEX Series (GY)

Terminal Part Information

Terminal Type ID	Terminated Lead	Diagnostic Test Probe	Terminal Removal Tool	Service Terminal	Tray Name	Core Crimp	Insulation Crimp
I	Not Required	J-35616-35 (VT)	No Tool Required	Not Required	Not Required	Not Required	Not Required

Pin	Size	Color	Circuit	Function	Terminal Type ID	Option
A	1.5	VT	1301	Retained Accessory Power Fuse Control	I	-
B	-	-	-	Not Occupied	-	-
C	1.5	BK	2250	Ground	I	-

X80L ACCESSORY POWER RECEPTACLE - CENTER CONSOLE REAR (KPA)

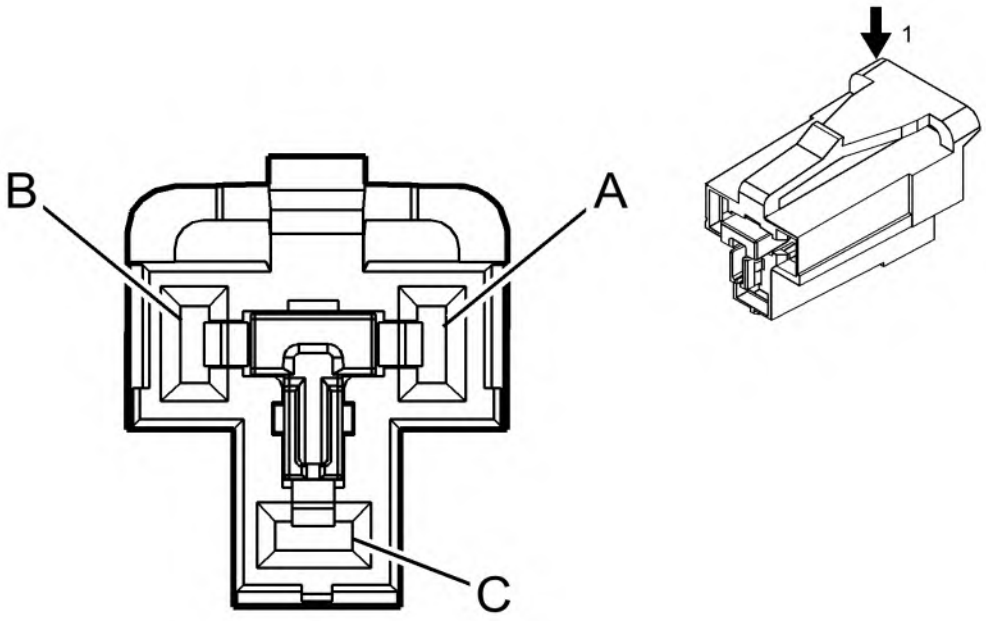

Connector Part Information

- Harness Type: Floor Console
- OEM Connector: 13855150
- Service Connector: Service by Harness - See Part Catalog
- Description: 3-Way F 2.8 APEX Series (GY)

Terminal Part Information

Terminal Type ID	Terminated Lead	Diagnostic Test Probe	Terminal Removal Tool	Service Terminal	Tray Name	Core Crimp	Insulation Crimp
I	Not Required	J-35616-35 (VT)	No Tool Required	Not Required	Not Required	Not Required	Not Required

Pin	Size	Color	Circuit	Function	Terminal Type ID	Option
A	1.5	VT	1701	Retained Accessory Power Ignition	I	-
B	-	-	-	Not Occupied	-	-
C	1.5	BK	2250	Ground	I	-

X81 ACCESSORY POWER RECEPTACLE - 110V AC X1 (KI6)

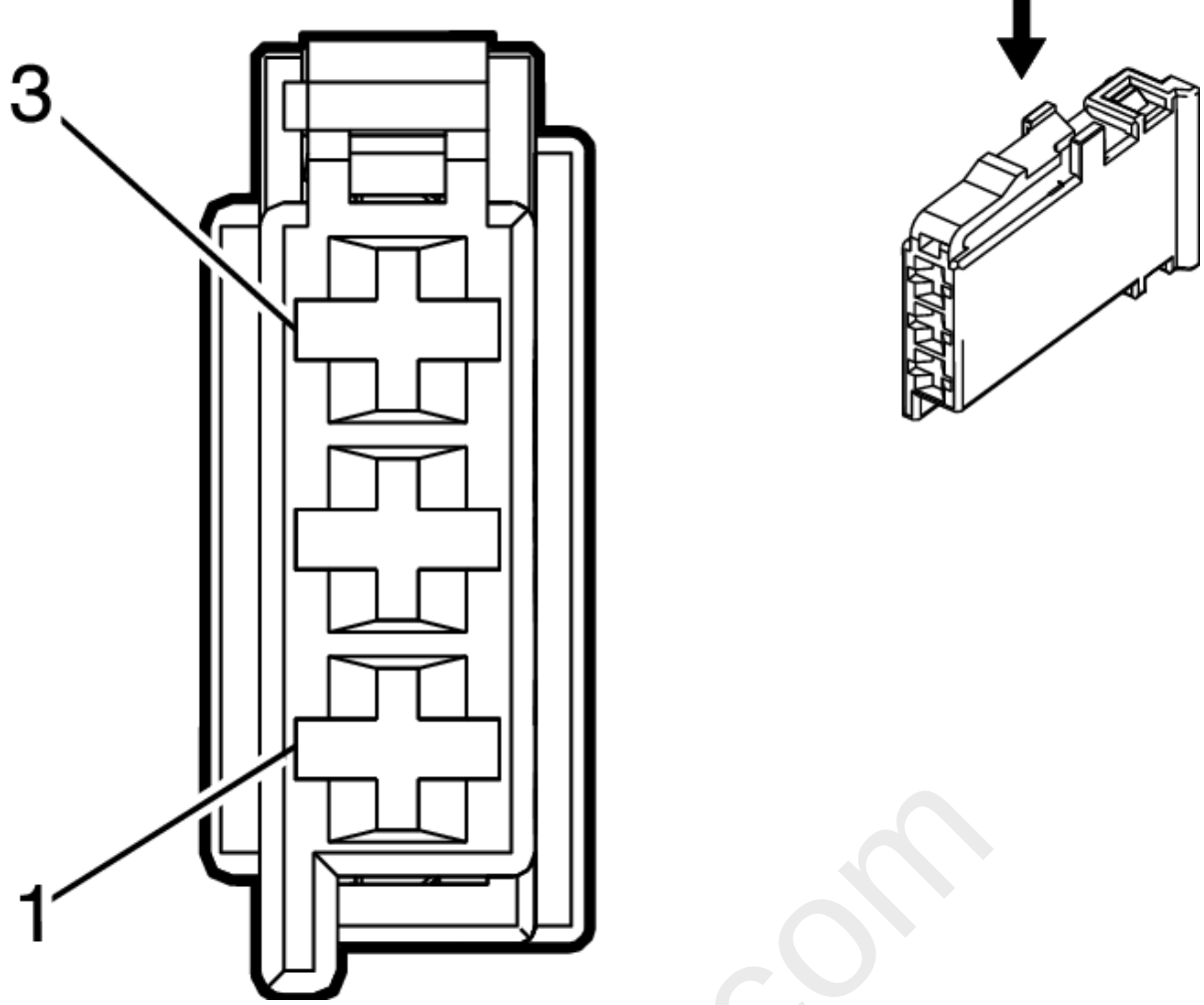

Connector Part Information

- Harness Type: Floor Console
- OEM Connector: 24427883
- Service Connector: Service by Harness - See Part Catalog
- Description: 3-Way F 1.6 Micro-Timer Series (BK)

Terminal Part Information

Terminal Type ID	Terminated Lead	Diagnostic Test Probe	Terminal Removal Tool	Service Terminal	Tray Name	Core Crimp	Insulation Crimp
I	Not Required	J-35616-14 (GN)	No Tool Required	Not Required	Not Required	Not Required	Not Required

Pin	Size	Color	Circuit	Function	Terminal Type ID	Option
1	0.35	VT	4083	RAP Relay 2 Coil Control	I	KI6
2	-	-	-	Not Occupied	-	-
3	0.75	BK	5683	120 V AC Phase A	I	KI6

X81 ACCESSORY POWER RECEPTACLE - 110V AC X2 (KI6)

mcx30.com

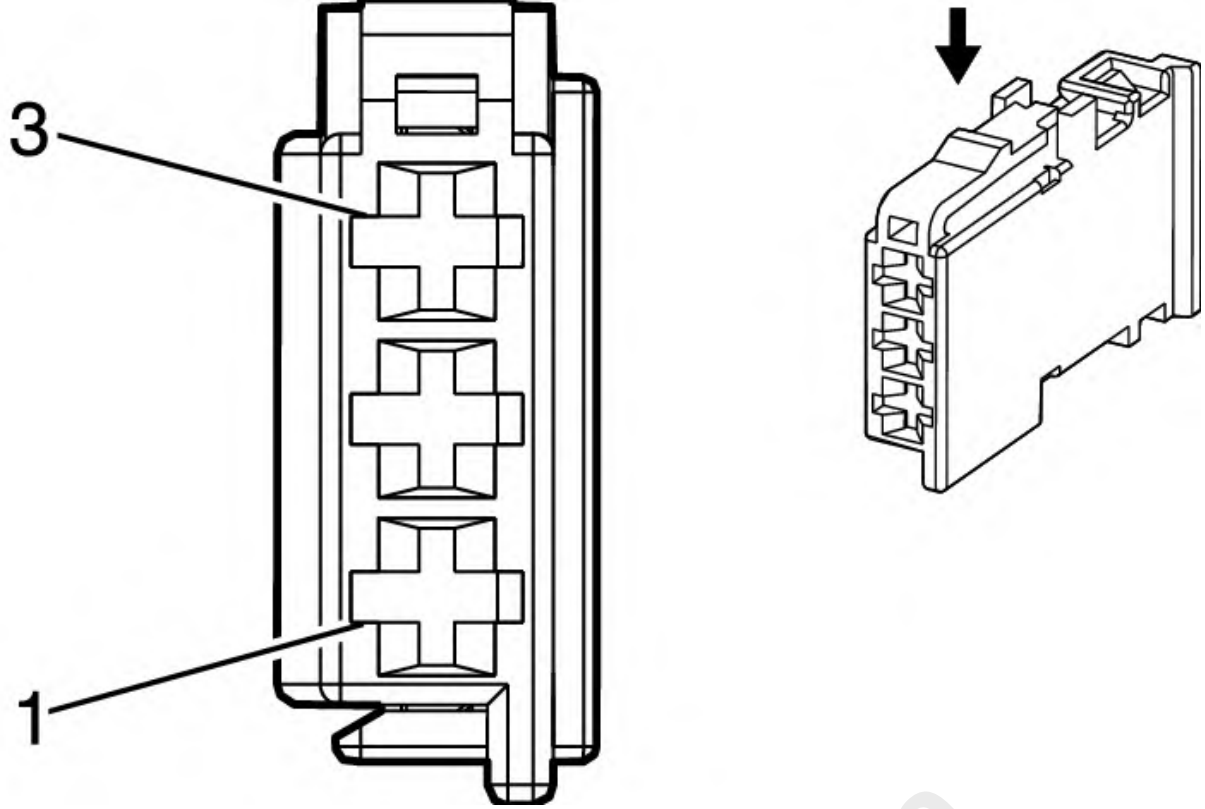

Connector Part Information

- Harness Type: Floor Console
- OEM Connector: 13279746
- Service Connector: Service by Harness - See Part Catalog
- Description: 3-Way F 1.6 Timer Series, Sealed (GY)

Terminal Part Information

Terminal Type ID	Terminated Lead	Diagnostic Test Probe	Terminal Removal Tool	Service Terminal	Tray Name	Core Crimp	Insulation Crimp
I	Not Required	J-35616-14 (GN)	No Tool Required	Not Required	Not Required	Not Required	Not Required

Pin	Size	Color	Circuit	Function	Terminal Type ID	Option
1	0.35	BU/BN	6807	DC To AC Inverter Control	I	KI6
2	-	-	-	Not Occupied	-	-
3	0.75	RD	5684	120 V AC Phase B	I	KI6

X81B ACCESSORY POWER RECEPTACLE - 220V AC X1 (KI7)

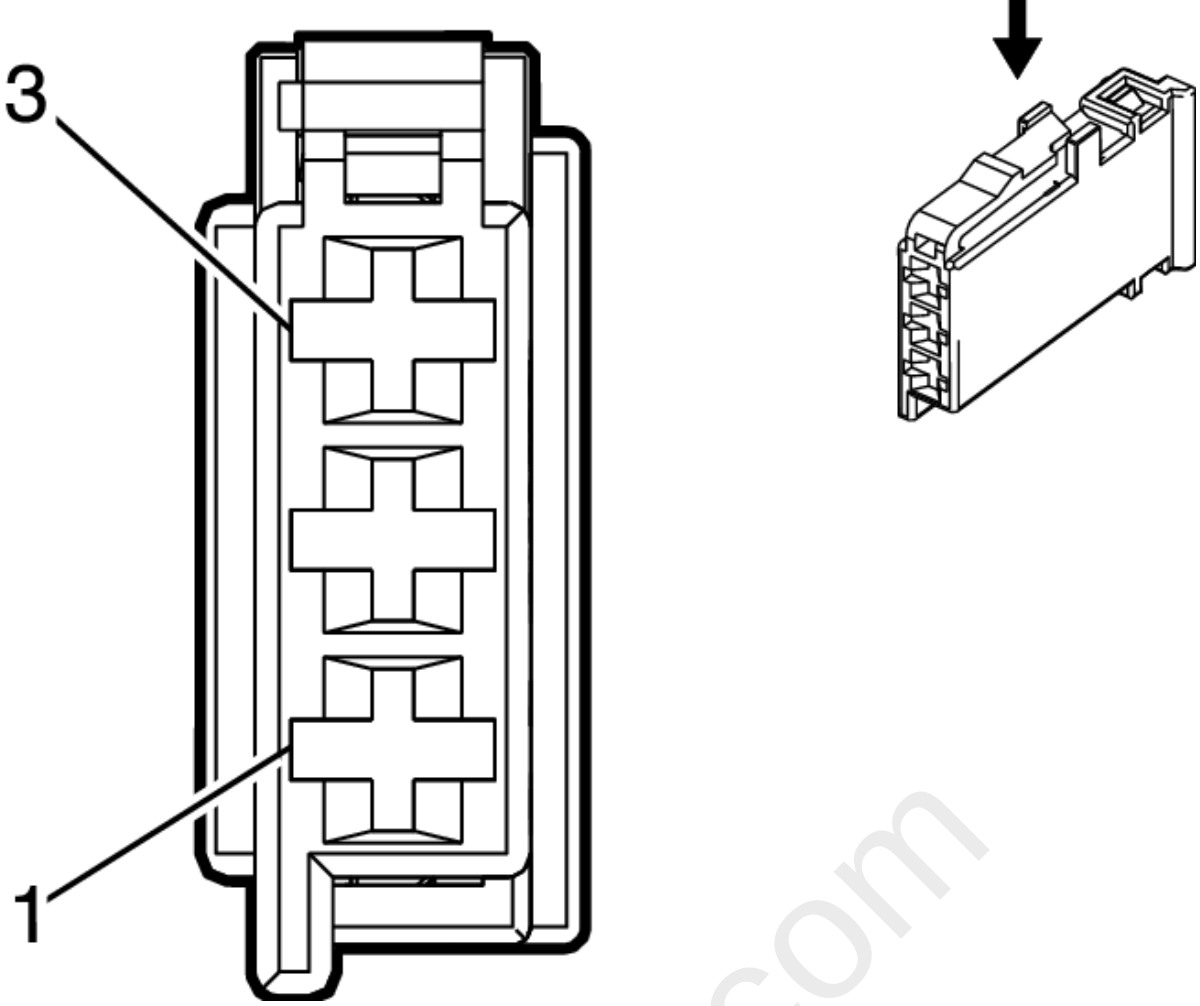

Connector Part Information

- Harness Type: Floor Console
- OEM Connector: 24427883
- Service Connector: Service by Harness - See Part Catalog
- Description: 3-Way F 1.6 Micro-Timer Series (BK)

Terminal Part Information

Terminal Type ID	Terminated Lead	Diagnostic Test Probe	Terminal Removal Tool	Service Terminal	Tray Name	Core Crimp	Insulation Crimp
I	Not Required	J-35616-14 (GN)	No Tool Required	Not Required	Not Required	Not Required	Not Required

Pin	Size	Color	Circuit	Function	Terminal Type ID	Option
1	0.35	VT	4083	RAP Relay 2 Coil Control	I	KI7
2	-	-	-	Not Occupied	-	-
3	0.75	BN	686	230 V AC Phase A	I	KI7

X81B ACCESSORY POWER RECEPTACLE - 220V AC X2 (KI7)

mcx30.com

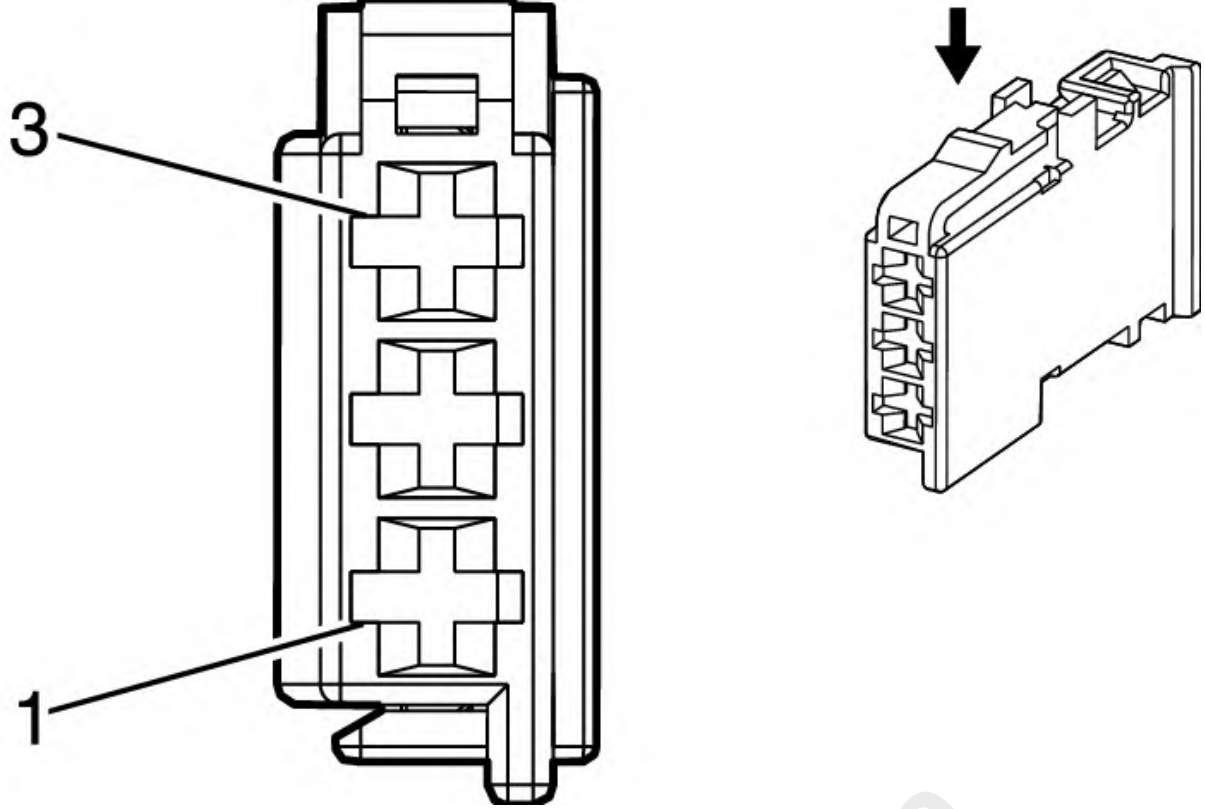

Connector Part Information

- Harness Type: Floor Console
- OEM Connector: 13279746
- Service Connector: Service by Harness - See Part Catalog
- Description: 3-Way F 1.6 Timer Series, Sealed (GY)

Terminal Part Information

Terminal Type ID	Terminated Lead	Diagnostic Test Probe	Terminal Removal Tool	Service Terminal	Tray Name	Core Crimp	Insulation Crimp
I	Not Required	J-35616-14 (GN)	No Tool Required	Not Required	Not Required	Not Required	Not Required

Pin	Size	Color	Circuit	Function	Terminal Type ID	Option
1	0.35	BU/BN	6807	DC To AC Inverter Control	I	KI7
2	-	-	-	Not Occupied	-	-
3	0.75	BU	6865	230 V AC Phase B	I	KI7

X83 AUXILIARY AUDIO INPUT X1 (IO5/IO6+UST)

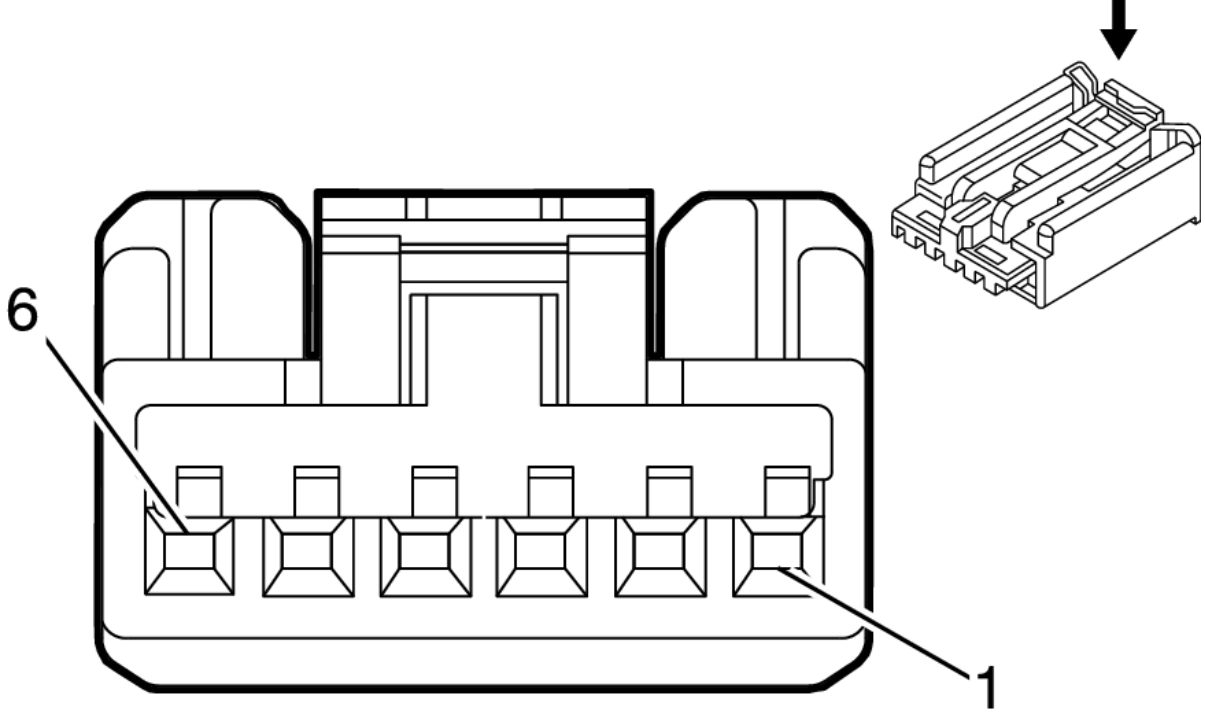

Connector Part Information

- Harness Type: Instrument Panel
- OEM Connector: AIT2PB-06-1AK
- Service Connector: 19367517
- Description: 6-Way F 0.64 Kaizen Series (BK)

Terminal Part Information

Terminal Type ID	Terminated Lead	Diagnostic Test Probe	Terminal Removal Tool	Service Terminal	Tray Name	Core Crimp	Insulation Crimp
I	Not Required	J-35616-64B (LT BU)	No Tool Required	Not Required	Not Required	Not Required	Not Required

Pin	Size	Color	Circuit	Function	Terminal Type ID	Option
1 - 3	-	-	-	Not Occupied	-	-
4	0.35	BK	1750	Ground	I	(UST+IO5)/(UST+IO6)
5	-	-	-	Not Occupied	-	-
6	0.35	RD/BN	2240	Battery Positive Voltage	I	(UST+IO5)/(UST+IO6)

X83 AUXILIARY AUDIO INPUT X2 (IO5/IO6+UST)

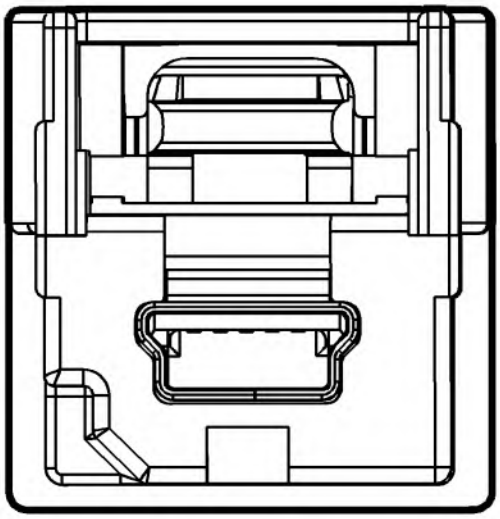

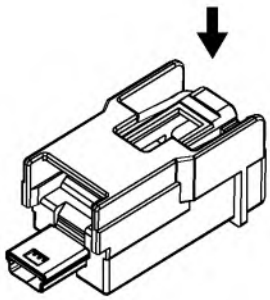

Connector Part Information

- Harness Type: Instrument Panel
- OEM Connector: 111014-9301
- Service Connector: Service by Cable Assembly - See Part Catalog
- Description: 5-Way M 2.0 Mini-B USB Type (GY)

Terminal Part Information

Terminal Type ID	Terminated Lead	Diagnostic Test Probe	Terminal Removal Tool	Service Terminal	Tray Name	Core Crimp	Insulation Crimp
I	Not Required	No Tool Required	No Tool Required	Not Required	Not Required	Not Required	Not Required

Pin	Size	Color	Circuit	Function	Terminal Type ID	Option
-	-	USB	-	USB Serial Data	I	-

X83 AUXILIARY AUDIO INPUT X1 (IOB+USR)

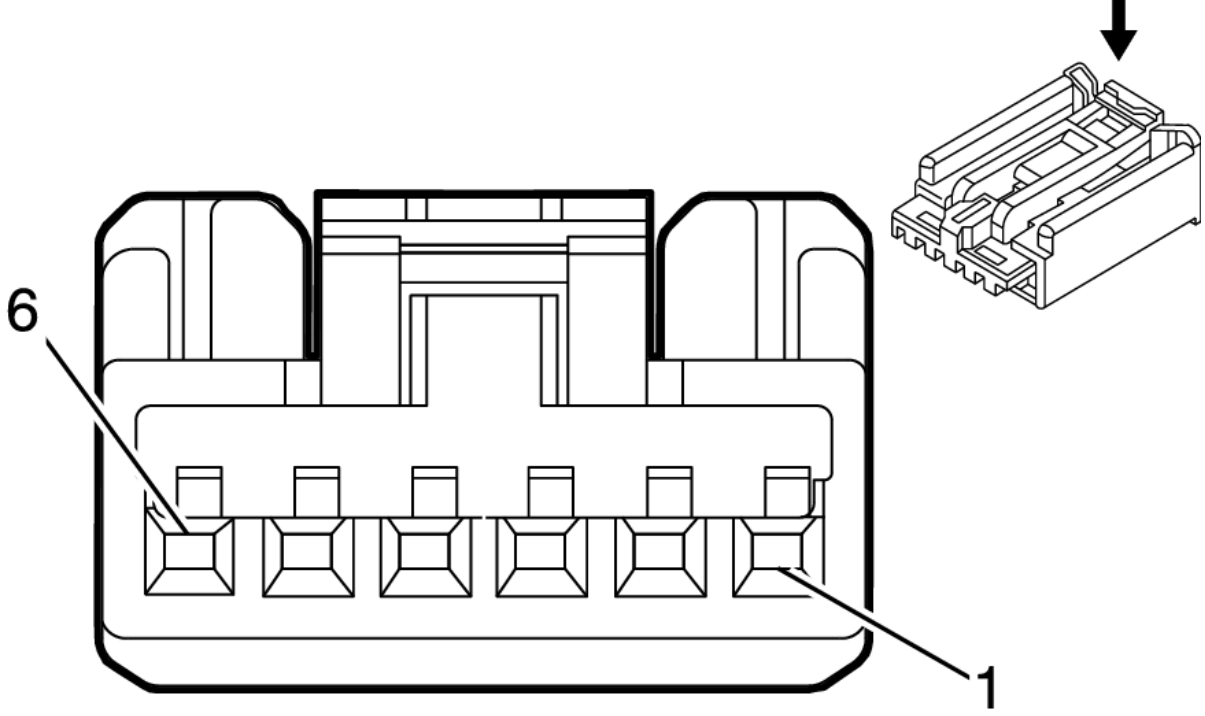

Connector Part Information

- Harness Type: Instrument Panel
- OEM Connector: AIT2PB-06-1AK
- Service Connector: 19367517
- Description: 6-Way F 0.64 Kaizen Series (BK)

Terminal Part Information

Terminal Type ID	Terminated Lead	Diagnostic Test Probe	Terminal Removal Tool	Service Terminal	Tray Name	Core Crimp	Insulation Crimp
I	Not Required	J-35616-64B (LT BU)	No Tool Required	Not Required	Not Required	Not Required	Not Required

Pin	Size	Color	Circuit	Function	Terminal Type ID	Option
1	0.35	GY	5839	Left Auxiliary Audio Signal 2	I	-
2	0.35	GN	5841	Right Auxiliary Audio Signal 2	I	-
3	0.35	VT	5843	Auxiliary Audio Common Signal	I	-
4	0.35	BK	1750	Ground	I	-
5	0.13	BU	2060	Auxiliary Detection Signal	I	-
6	0.35	RD/BN	2240	Battery Positive Voltage	I	-

X83 AUXILIARY AUDIO INPUT X2 (IOB+USR)

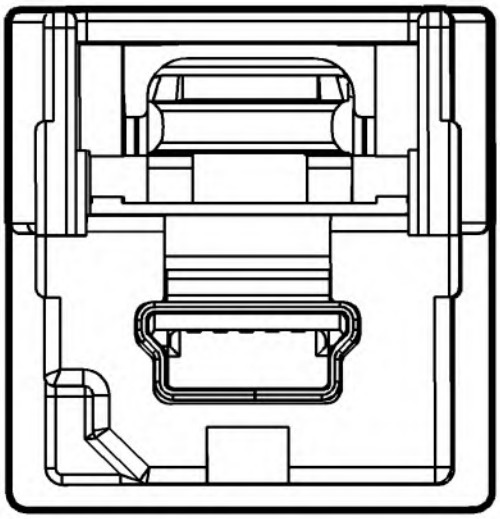

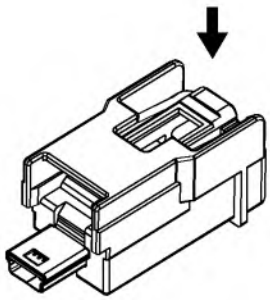

Connector Part Information

- Harness Type: Instrument Panel
- OEM Connector: 111014-9301
- Service Connector: Service by Cable Assembly - See Part Catalog
- Description: 5-Way M 2.0 Mini-B USB Type (GY)

Terminal Part Information

Terminal Type ID	Terminated Lead	Diagnostic Test Probe	Terminal Removal Tool	Service Terminal	Tray Name	Core Crimp	Insulation Crimp
I	Not Required	No Tool Required	No Tool Required	Not Required	Not Required	Not Required	Not Required

Pin	Size	Color	Circuit	Function	Terminal Type ID	Option
-	-	USB	-	USB Serial Data	I	-

X83 AUXILIARY AUDIO INPUT X1 (Z88)

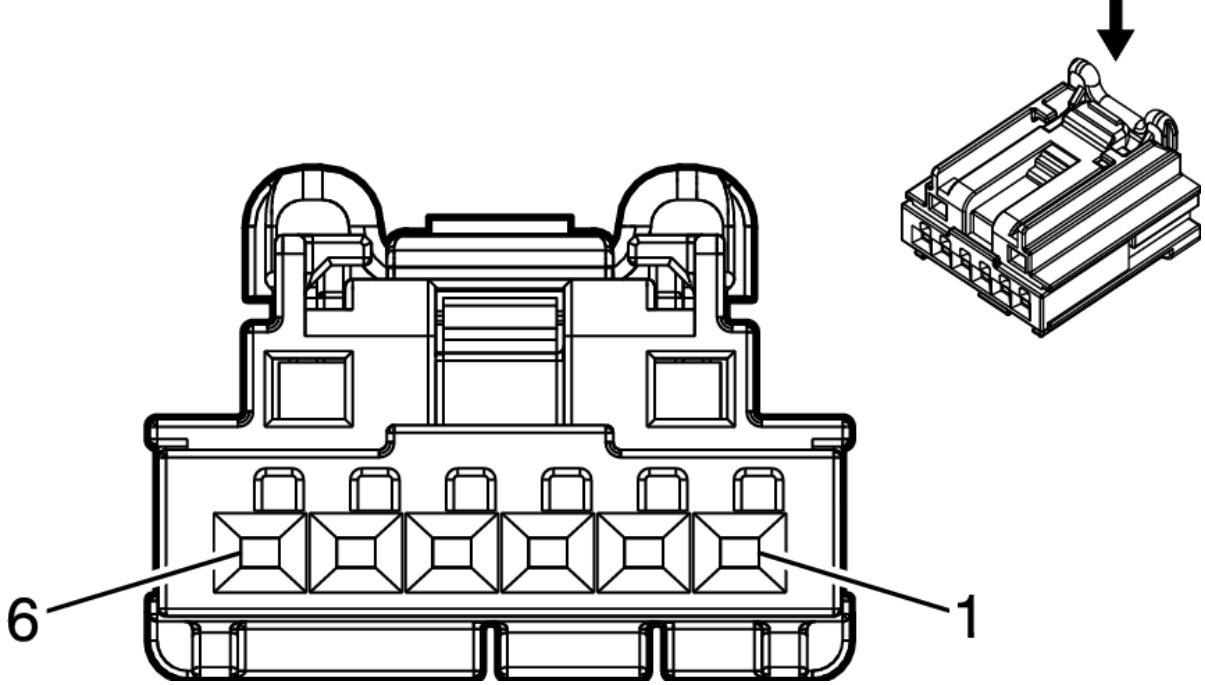

Connector Part Information

- Harness Type: Instrument Panel
- OEM Connector: 13583825
- Service Connector: 19332786
- Description: 6-Way F 0.64 Generation Y Series (BK)

Terminal Part Information

Terminal Type ID	Terminated Lead	Diagnostic Test Probe	Terminal Removal Tool	Service Terminal	Tray Name	Core Crimp	Insulation Crimp
I	Not Required	J-35616-64B (LT BU)	No Tool Required	Not Required	Not Required	Not Required	Not Required

Pin	Size	Color	Circuit	Function	Terminal Type ID	Option
1	0.35	RD/BN	2240	Battery Positive Voltage	I	-
2	0.35	YE	6817	LED Backlight Dimming Control	I	-
3	0.35	BK	1750	Ground	I	-
4 - 6	-	-	-	Not Occupied	-	-

X83 AUXILIARY AUDIO INPUT X2 (Z88)

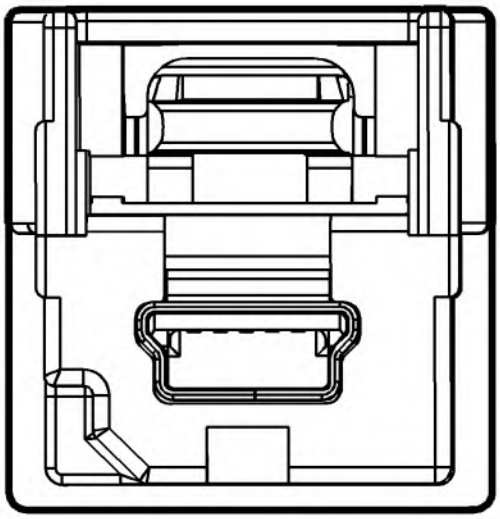

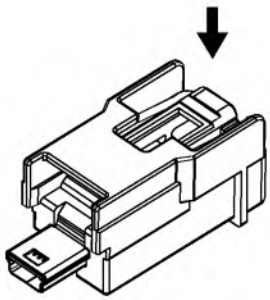

Connector Part Information

- Harness Type: Instrument Panel
- OEM Connector: 13576673
- Service Connector: Service by Cable Assembly - See Part Catalog
- Description: 5-Way M 2.0 Mini-B USB Type (GY)

Terminal Part Information

Terminal Type ID	Terminated Lead	Diagnostic Test Probe	Terminal Removal Tool	Service Terminal	Tray Name	Core Crimp	Insulation Crimp
I	Not Required	No Tool Required	No Tool Required	Not Required	Not Required	Not Required	Not Required

Pin	Size	Color	Circuit	Function	Terminal Type ID	Option
-	-	USB	-	USB Serial Data	I	-

X84 DATA LINK CONNECTOR

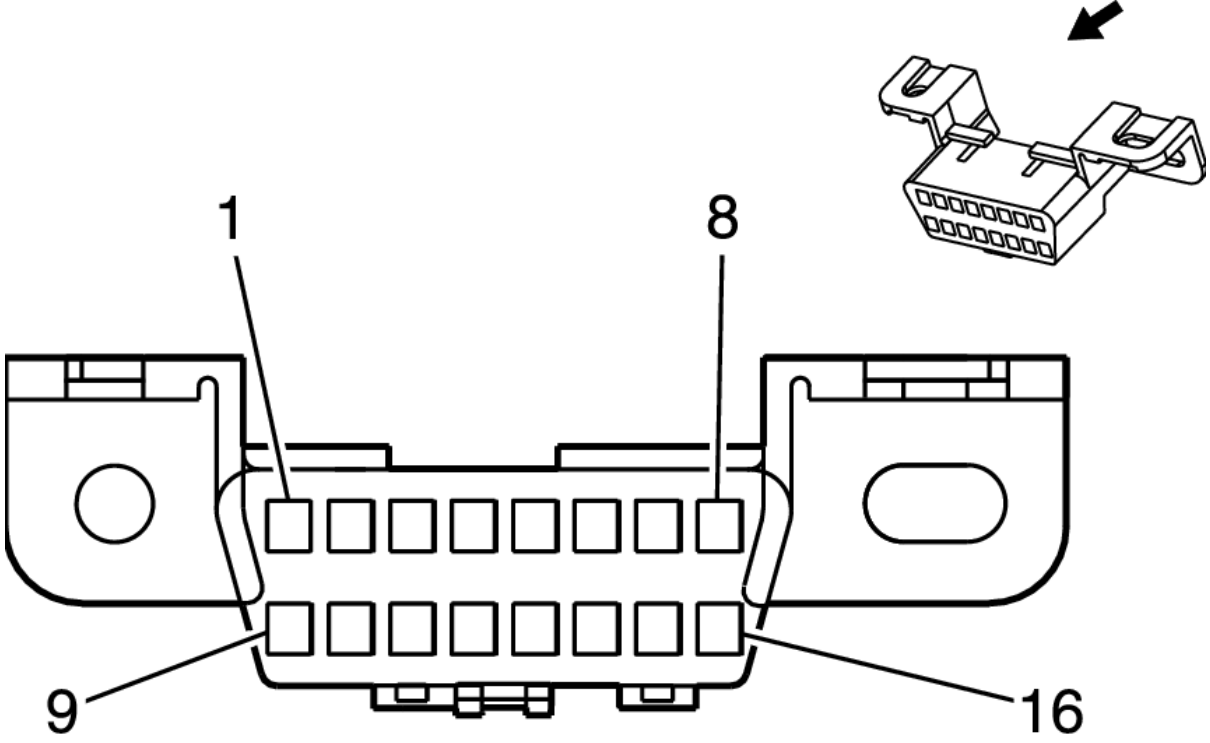

Connector Part Information

- Harness Type: Instrument Panel
- OEM Connector: 19177614
- Service Connector: 12110250
- Description: 16-Way F 150 Metri-Pack Series (BK)

Terminal Part Information

Terminal Type ID	Terminated Lead	Diagnostic Test Probe	Terminal Removal Tool	Service Terminal	Tray Name	Core Crimp	Insulation Crimp
I	13580059	J-35616-14 (GN)	J-38125-12A	12129484	Delphi 19	E	C

Pin	Size	Color	Circuit	Function	Terminal Type ID	Option
1	0.35	GN	5060	Low Speed GMLAN Serial Data	I	-
2 - 3	-	-	-	Not Occupied	-	-
4	0.5	BK	1650	Ground	I	-
5	0.5	BK	1650	Ground	I	-
6	0.35	BU	2500	High Speed GMLAN Serial Data (+) 1	I	-
7 - 11	-	-	-	Not Occupied	-	-
12	0.35	BU/YE	6105	High Speed GMLAN Serial Data (+) 2	I	-
13	0.35	WH	6106	High Speed GMLAN Serial Data (-) 2	I	-
14	0.35	WH	2501	High Speed GMLAN Serial Data (-) 1	I	-
15	-	-	-	Not Occupied	-	-
16	0.5	RD/VT	2640	Battery Positive Voltage	I	-

X85 STEERING WHEEL AIR BAG COIL X1

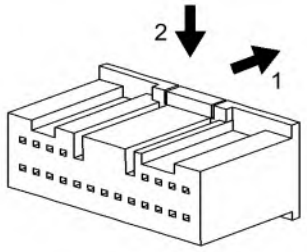

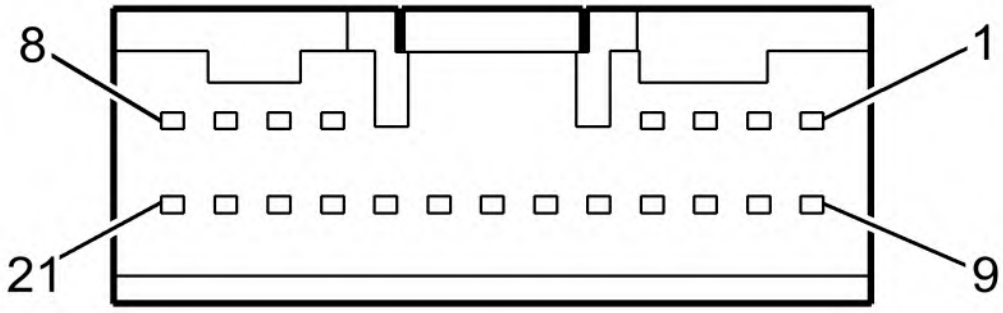

Connector Part Information

- Harness Type: Instrument Panel
- OEM Connector: ATLCPB-21B-2AY
- Service Connector: 13510218
- Description: 21-Way F 0.64 Series, Sealed (YE)

Terminal Part Information

Terminal Type ID	Terminated Lead	Diagnostic Test Probe	Terminal Removal Tool	Service Terminal	Tray Name	Core Crimp	Insulation Crimp
I	13575742	J-35616-64B (LT BU)	J-38125-215A	SAIT-A03T-M064	Yazaki 14	P	P
II	13575864	J-35616-64B (LT BU)	J-38125-215A	SAIT-A03GF-M064	Yazaki 27	P	P
III	13575867	J-35616-64B (LT BU)	J-38125-215A	Not Available	Not Available	Not Available	Not Available

Pin	Size	Color	Circuit	Function	Terminal Type ID	Option
1	0.35	OG/VT	3021	Steering Wheel Module Stage 1 High Control	II	-
2	0.35 0.35	VT/OG BN/OG	5020 3020	Left Front Head Curtain Module Low Control Steering Wheel Module Stage 1 Low Control	II II	AJG/AYC AY0
3	0.35	WH/OG	3022	Steering Wheel Module Stage 2 Low Control	II	AY0
4	0.35	OG/GN	3023	Steering Wheel Module Stage 2 High Control	II	AY0
5	0.35	GN/WH	3287	Horn Switch Signal	I	-
6	0.5	BK	1650	Ground	I	-
7	-	-	-	Not Occupied	-	-

Pin	Size	Color	Circuit	Function	Terminal Type ID	Option
8	0.5	BK	1650	Ground	I	UVD
9	0.35	GN/BK	3894	Local Interconnect Network Serial Data Bus 12	I	-
10	-	-	-	Not Occupied	-	-
11	0.35	BN/GN	1884	Cruise Control Set/Coast/Resume/Accelerate Switch Signal	I	K34
12	0.35 0.35	RD/BU WH	2540 3152	Battery Positive Voltage Lane Departure Warning Indicator Control	I I	EPH UHX-EPH
13	0.13	WH/RD	1444	12V Reference	III	UEU/UHX
14	-	-	-	Not Occupied	-	-
15	0.35	GY/GN	5737	Adaptive Cruise Control Gap Up/Down Switch Signal	I	UHX/UEU
16 - 17	-	-	-	Not Occupied	-	-
18	0.35	RD/BU	2540	Battery Positive Voltage	I	-EPH
19 - 20	-	-	-	Not Occupied	-	-
21	0.5	VT/BK	739	Run/Crank Ignition 1 Voltage	I	-

X85 STEERING WHEEL AIR BAG COIL X2

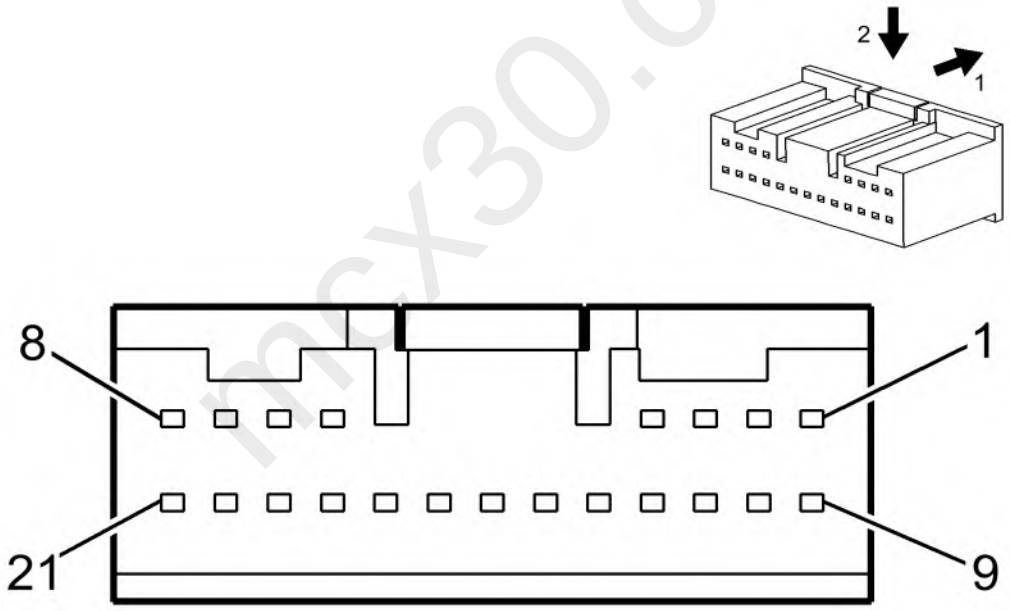

Connector Part Information

- Harness Type: Steering Wheel
- OEM Connector: 13588548
- Service Connector: Service by Harness - See Part Catalog
- Description: 21-Way F 0.64 Series, Sealed (YE)

Terminal Part Information

Terminal Type ID	Terminated Lead	Diagnostic Test Probe	Terminal Removal Tool	Service Terminal	Tray Name	Core Crimp	Insulation Crimp

mgx30.com

Terminal Type ID	Terminated Lead	Diagnostic Test Probe	Terminal Removal Tool	Service Terminal	Tray Name	Core Crimp	Insulation Crimp
I	Not Required	J-35616-64B (LT BU)	No Tool Required	Not Required	Not Required	Not Required	Not Required

Pin	Size	Color	Circuit	Function	Terminal Type ID	Option
1	0.5	BK	1650	Ground	I	UVD
2	-	-	-	Not Occupied	-	-
3	0.5	BK	1650	Ground	I	-
4	0.13	GN/WH	3287	Horn Switch Signal	I	-
5	0.5 0.5	OG/GN WH	3023 3023	Steering Wheel Module Stage 2 High Control Steering Wheel Module Stage 2 High Control	I I	AY0+X88 AY0+Z88
6	0.5 0.5	WH/OG PK	3022 3022	Steering Wheel Module Stage 2 Low Control Steering Wheel Module Stage 2 Low Control	I I	AY0+X88 AY0+Z88
7	0.5 0.5 0.5	VT/OG BN/OG BN	3020 3020 3020	Steering Wheel Module Stage 1 Low Control Steering Wheel Module Stage 1 Low Control Steering Wheel Module Stage 1 Low Control	I I I	AJG AY0+X88 AY0+Z88
8	0.5 0.5	TN OG/VT	3021 3021	Steering Wheel Module Stage 1 High Control Steering Wheel Module Stage 1 High Control	I I	AY0+Z88 AY0-Z88
9	0.5	VT/BK	739	Run/Crank Ignition 1 Voltage	I	UVD
10 - 11	-	-	-	Not Occupied	-	-
12	0.35	RD/BU	2540	Battery Positive Voltage	I	-EPH
13 - 14	-	-	-	Not Occupied	-	-
15	0.13	GY/GN	5737	Adaptive Cruise Control Gap Up/Down Switch Signal	I	UHX/UEU
16	-	-	-	Not Occupied	-	-
17	0.13	WH/RD	1444	12V Reference	I	UEU/UHX
18	0.35 0.13	BU WH	2540 3152	Battery Positive Voltage Lane Departure Warning Indicator Control	I I	EPH UHX-EPH
19	0.13	BN/GN	1884	Cruise Control Set/Coast/Resume/Accelerate Switch Signal	I	-
20	-	-	-	Not Occupied	-	-
21	0.35	GN/BK	3894	Local Interconnect Network Serial Data Bus 12	I	-

X88 TRAILER CONNECTOR (V92)

mcx30.com

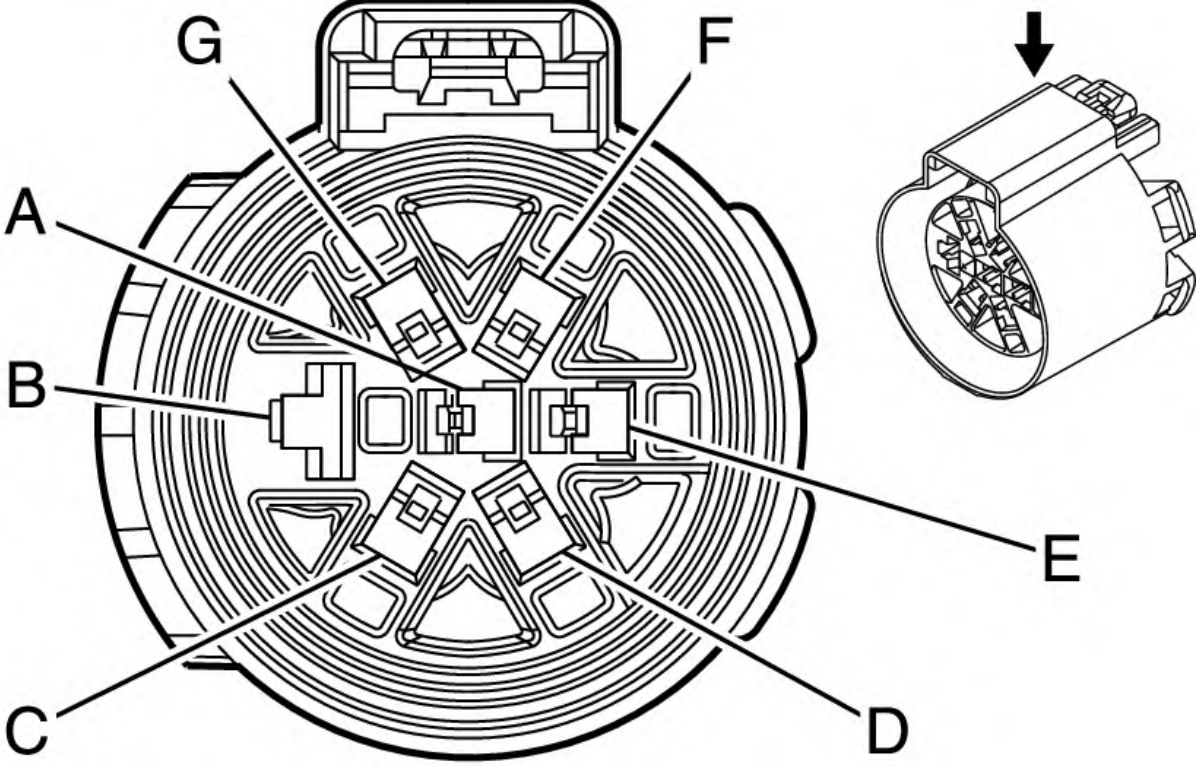

Connector Part Information

- Harness Type: Body
- OEM Connector: 13857223
- Service Connector: 13583927
- Description: 7-Way F 280, 630 Metri-Pack Series, Sealed (BK)

Terminal Part Information

Terminal Type ID	Terminated Lead	Diagnostic Test Probe	Terminal Removal Tool	Service Terminal	Tray Name	Core Crimp	Insulation Crimp
I	Not Required	J-35616-42 (RD)	No Tool Required	Not Required	Not Required	Not Required	Not Required
II	Not Required	J-35616-4A (PU)	No Tool Required	Not Required	Not Required	Not Required	Not Required

Pin	Size	Color	Circuit	Function	Terminal Type ID	Option
A	0.5	WH/GN	1624	Trailer Backup Lamp Control	II	-
B	5	WH	2350	Ground	I	V92
C	2.5	BU	47	Trailer Auxiliary Control	II	-
D	0.5	GN/VT	1619	Right Rear Trailer Stop/Turn Lamp Control	II	-
E	3	RD/GN	742	Battery Positive Voltage	II	-
F	1	GY/BN	2109	Trailer Park Lamp Control	II	-
G	0.5	YE/GY	1618	Left Rear Trailer Stop/Turn Lamp Control	II	-

X88 TRAILER CONNECTOR (-V92)

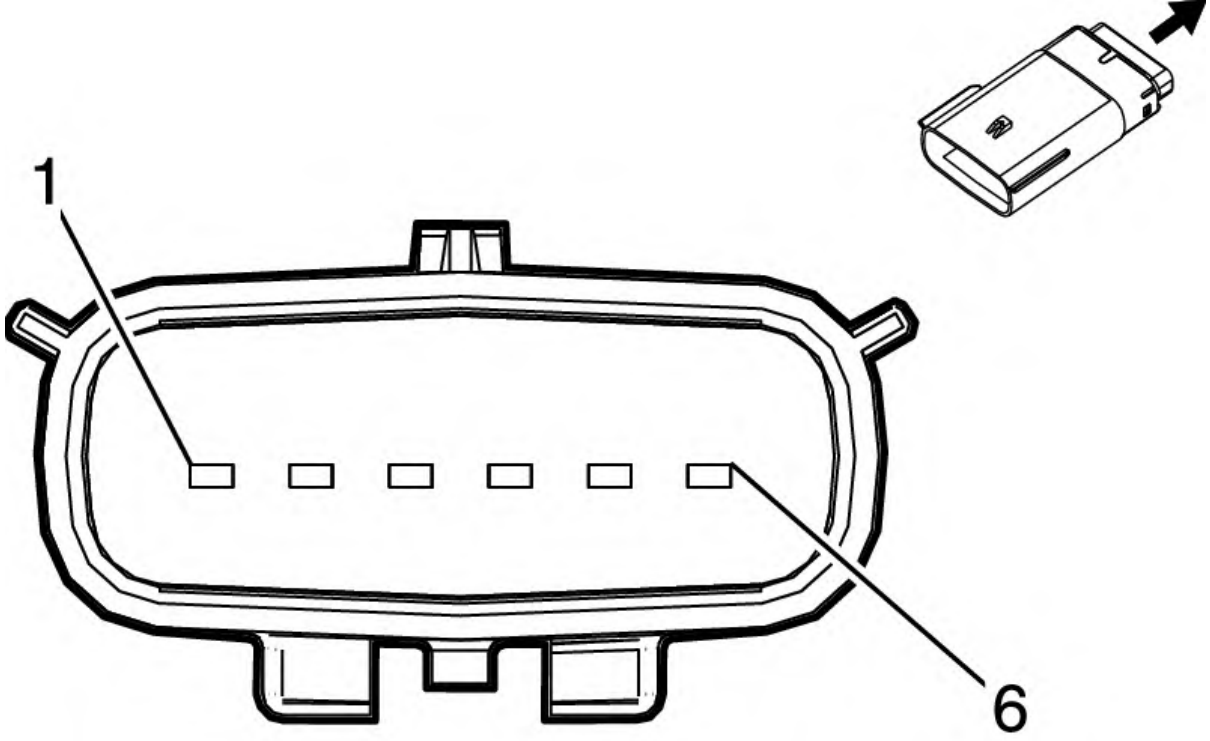

Connector Part Information

- Harness Type: Body
- OEM Connector: 13504374
- Service Connector: 19368559
- Description: 6-Way M 1.5 MX Series, Sealed (BK)

Terminal Part Information

Terminal Type ID	Terminated Lead	Diagnostic Test Probe	Terminal Removal Tool	Service Terminal	Tray Name	Core Crimp	Insulation Crimp
I	Not Required	J-35616-3 (GY)	No Tool Required	Not Required	Not Required	Not Required	Not Required

Pin	Size	Color	Circuit	Function	Terminal Type ID	Option
1	1	GY/BN	2109	Trailer Park Lamp Control	I	-
2	1	WH	2350	Ground	I	MAH/MBC/MCX-V92
3	0.75	BU/WH	5186	Left Trailer Turn Signal Lamp Control	I	MAH/MBC/MCX-V92
4	0.35	BU/WH	1334	Left Rear Turn Signal Lamp Control	I	MAH/MBC/MCX-V92
5	0.35	BU/VT	1335	Right Rear Turn Signal Lamp Control	I	-
6	0.75	YE/GY	5187	Right Trailer Turn Signal Lamp Control	I	MAH/MBC/MCX-V92

X92 USB RECEPTACLE X1 (IOB+MCY)

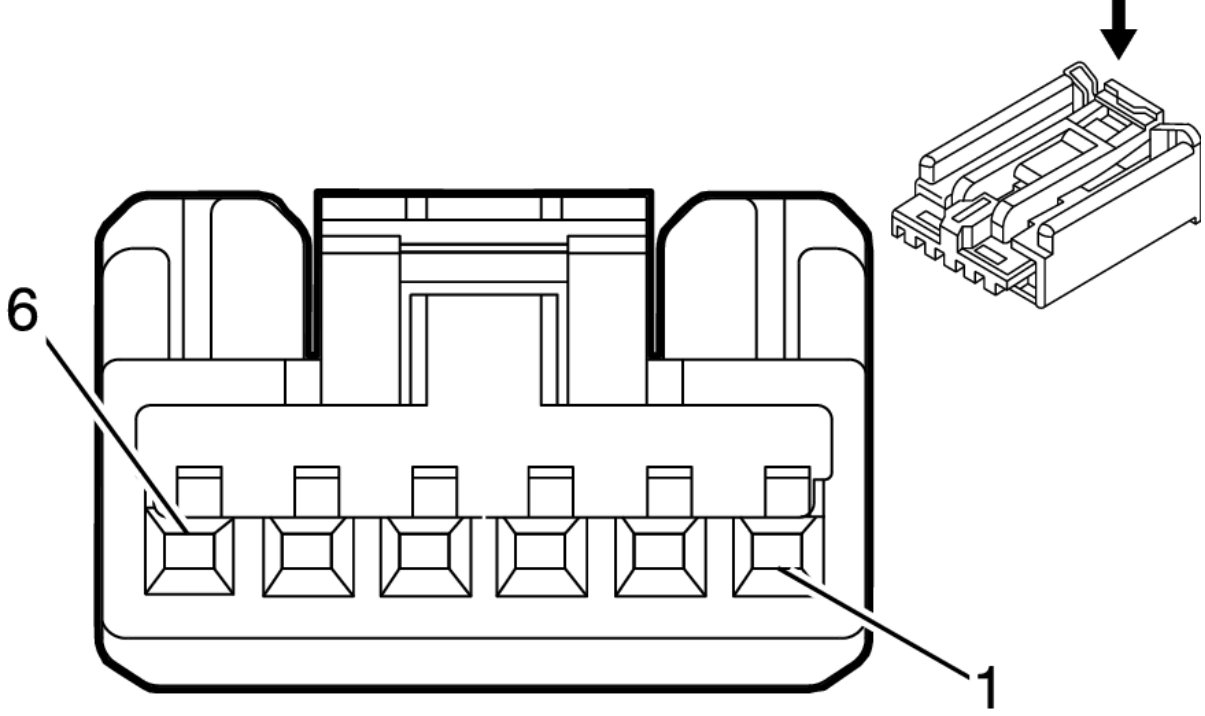

Connector Part Information

- Harness Type: Instrument Panel
- OEM Connector: AIT2PB-06-1AK
- Service Connector: 19367517
- Description: 6-Way F 0.64 Kaizen Series (BK)

Terminal Part Information

Terminal Type ID	Terminated Lead	Diagnostic Test Probe	Terminal Removal Tool	Service Terminal	Tray Name	Core Crimp	Insulation Crimp
I	Not Required	J-35616-64B (LT BU)	No Tool Required	Not Required	Not Required	Not Required	Not Required

Pin	Size	Color	Circuit	Function	Terminal Type ID	Option
1 - 3	-	-	-	Not Occupied	-	-
4	0.35	BK	1750	Ground	I	IOB+MCY
5	-	-	-	Not Occupied	-	-
6	0.35	RD/BN	2240	Battery Positive Voltage	I	IOB+MCY

X92 USB RECEPTACLE X2 (IOB+MCY)

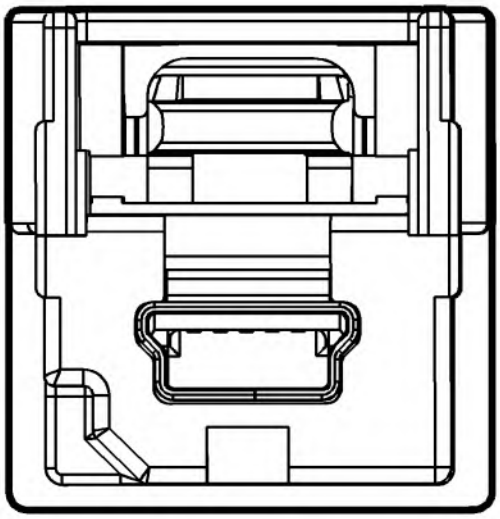

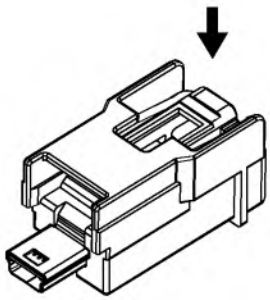

Connector Part Information

- Harness Type: Instrument Panel
- OEM Connector: 111014-9301
- Service Connector: Service by Cable Assembly - See Part Catalog
- Description: 5-Way M 2.0 Mini-B USB Type (GY)

Terminal Part Information

Terminal Type ID	Terminated Lead	Diagnostic Test Probe	Terminal Removal Tool	Service Terminal	Tray Name	Core Crimp	Insulation Crimp
I	Not Required	No Tool Required	No Tool Required	Not Required	Not Required	Not Required	Not Required

Pin	Size	Color	Circuit	Function	Terminal Type ID	Option
-	-	USB	-	USB Serial Data	I	-

X92 USB RECEPTACLE X1 (MYC+IO5/IO6)

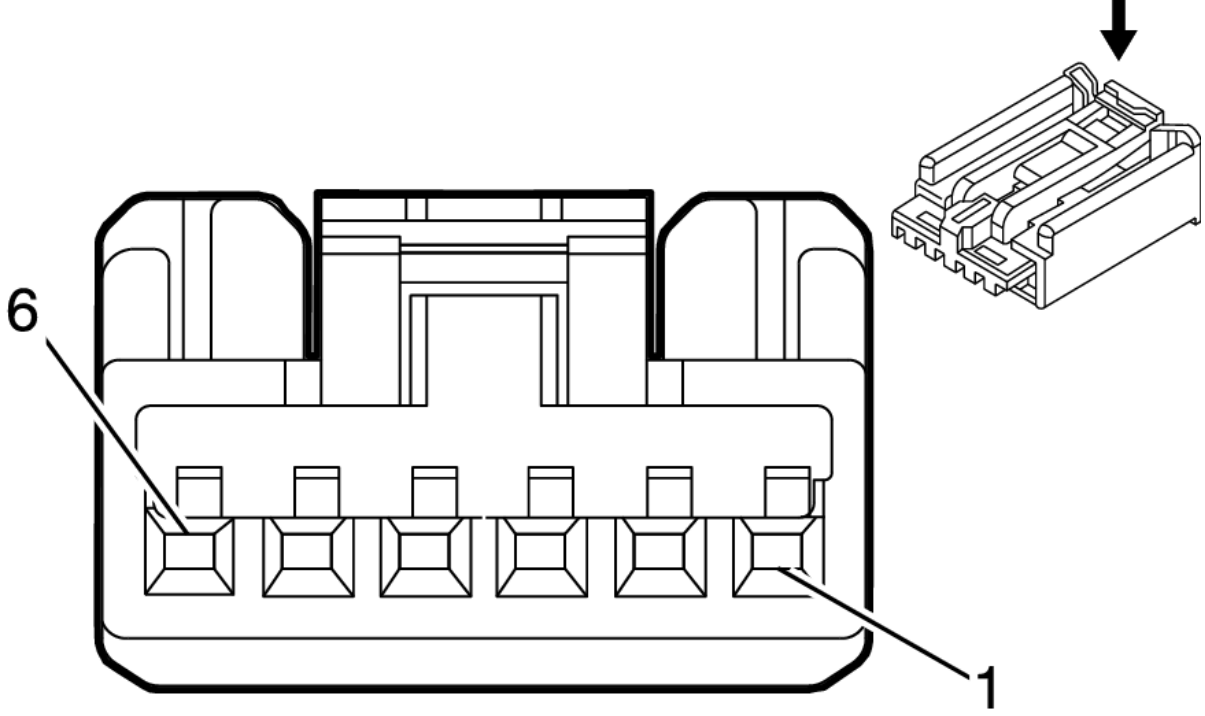

Connector Part Information

- Harness Type: Floor Console
- OEM Connector: 15269798
- Service Connector: Service by Harness - See Part Catalog
- Description: 6-Way F 0.64 Kaizen Series (BK)

Terminal Part Information

Terminal Type ID	Terminated Lead	Diagnostic Test Probe	Terminal Removal Tool	Service Terminal	Tray Name	Core Crimp	Insulation Crimp
I	Not Required	J-35616-64B (LT BU)	No Tool Required	Not Required	Not Required	Not Required	Not Required

Pin	Size	Color	Circuit	Function	Terminal Type ID	Option
1 - 3	-	-	-	Not Occupied	-	-
4	0.35	BK	1750	Ground	I	-
5	-	-	-	Not Occupied	-	-
6	0.35	RD/BN	2240	Battery Positive Voltage	I	-

X92 USB RECEPTACLE X2 (MYC+IO5/IO6)

mox30.com

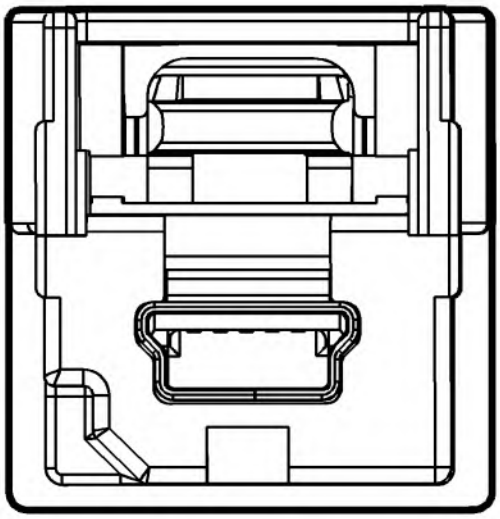

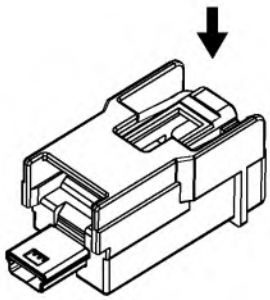

Connector Part Information

- Harness Type: Floor Console
- OEM Connector: 111014-9501
- Service Connector: Service by Cable Assembly - See Part Catalog
- Description: 5-Way M 2.0 Mini-B USB Type (GY)

Terminal Part Information

Terminal Type ID	Terminated Lead	Diagnostic Test Probe	Terminal Removal Tool	Service Terminal	Tray Name	Core Crimp	Insulation Crimp
I	Not Required	No Tool Required	No Tool Required	Not Required	Not Required	Not Required	Not Required

Pin	Size	Color	Circuit	Function	Terminal Type ID	Option
-	-	USB	-	USB Serial Data	I	-

X92 USB RECEPTACLE X1 (MCZ)

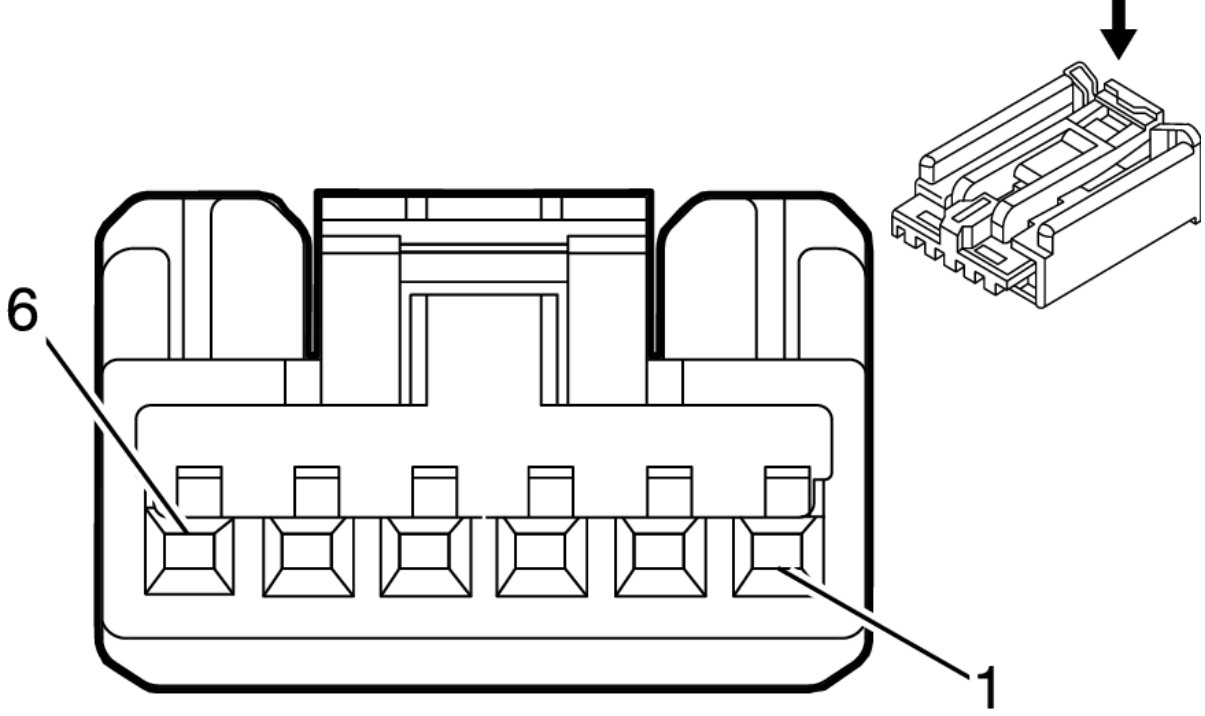

Connector Part Information

- Harness Type: Floor Console
- OEM Connector: 15269798
- Service Connector: Service by Harness - See Part Catalog
- Description: 6-Way F 0.64 Kaizen Series (BK)

Terminal Part Information

Terminal Type ID	Terminated Lead	Diagnostic Test Probe	Terminal Removal Tool	Service Terminal	Tray Name	Core Crimp	Insulation Crimp
I	Not Required	J-35616-64B (LT BU)	No Tool Required	Not Required	Not Required	Not Required	Not Required

Pin	Size	Color	Circuit	Function	Terminal Type ID	Option
1 - 3	-	-	-	Not Occupied	-	-
4	0.5	BK	1750	Ground	I	USS
5	-	-	-	Not Occupied	-	-
6	0.5	RD/WH	2240	Battery Positive Voltage	I	USS

X92 USB RECEPTACLE X2 (MCZ)

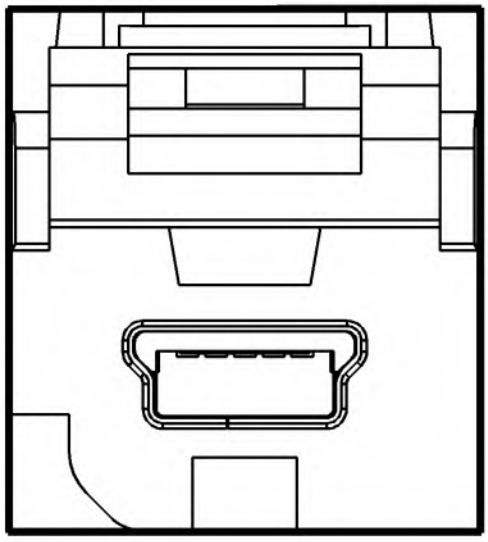

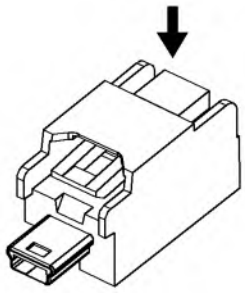

Connector Part Information

- Harness Type: Floor Console USB
- OEM Connector: 13584747
- Service Connector: Service by Cable Assembly - See Part Catalog
- Description: 5-Way M 2.0 Mini-B USB Type (GY)

Terminal Part Information

Terminal Type ID	Terminated Lead	Diagnostic Test Probe	Terminal Removal Tool	Service Terminal	Tray Name	Core Crimp	Insulation Crimp
I	Not Required	No Tool Required	No Tool Required	Not Required	Not Required	Not Required	Not Required

Pin	Size	Color	Circuit	Function	Terminal Type ID	Option
-	-	USB	-	USB Serial Data	I	-

X92 USB RECEPTACLE X3 (MCZ)

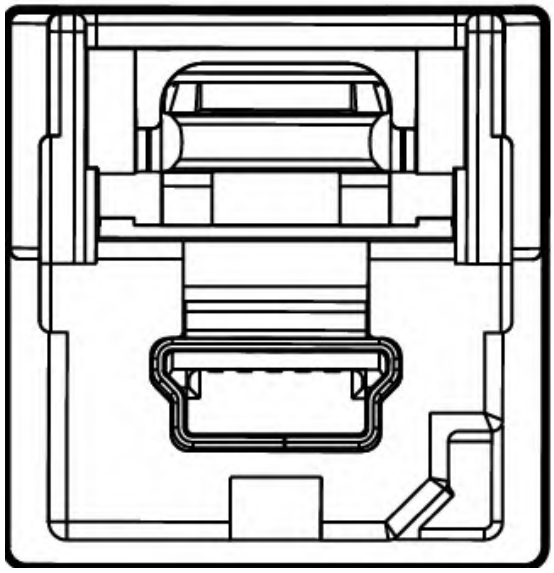

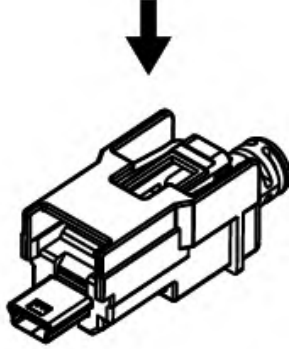

Connector Part Information

- Harness Type: Floor Console USB
- OEM Connector: 13584746
- Service Connector: Service by Cable Assembly - See Part Catalog
- Description: 5-Way M 2.0 Mini-B USB Type (BK)

Terminal Part Information

Terminal Type ID	Terminated Lead	Diagnostic Test Probe	Terminal Removal Tool	Service Terminal	Tray Name	Core Crimp	Insulation Crimp
I	Not Required	No Tool Required	No Tool Required	Not Required	Not Required	Not Required	Not Required

Pin	Size	Color	Circuit	Function	Terminal Type ID	Option
-	-	USB	-	USB Serial Data	I	-

X92C USB RECEPTACLE - CENTER CONSOLE REAR (USS)

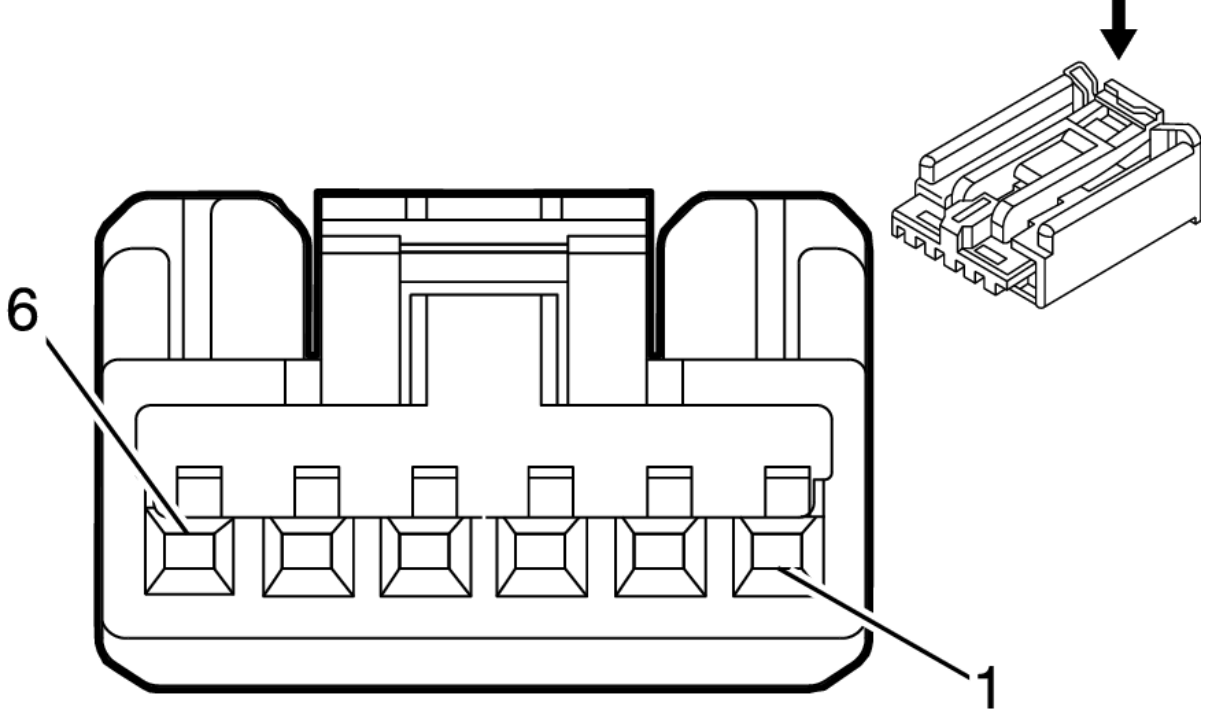

Connector Part Information

- Harness Type: Floor Console
- OEM Connector: 15269798
- Service Connector: Service by Harness - See Part Catalog
- Description: 6-Way F 0.64 Kaizen Series (BK)

Terminal Part Information

Terminal Type ID	Terminated Lead	Diagnostic Test Probe	Terminal Removal Tool	Service Terminal	Tray Name	Core Crimp	Insulation Crimp
I	Not Required	J-35616-64B (LT BU)	No Tool Required	Not Required	Not Required	Not Required	Not Required

Pin	Size	Color	Circuit	Function	Terminal Type ID	Option
1 - 3	-	-	-	Not Occupied	-	-
4	0.5	BK	2250	Ground	I	USS
5	-	-	-	Not Occupied	-	-
6	0.5	RD/WH	5440	Battery Positive Voltage	I	USS

mox50.com

Back To Article

DOOR COMPONENT VIEWS

DRIVER DOOR TRIM PANEL

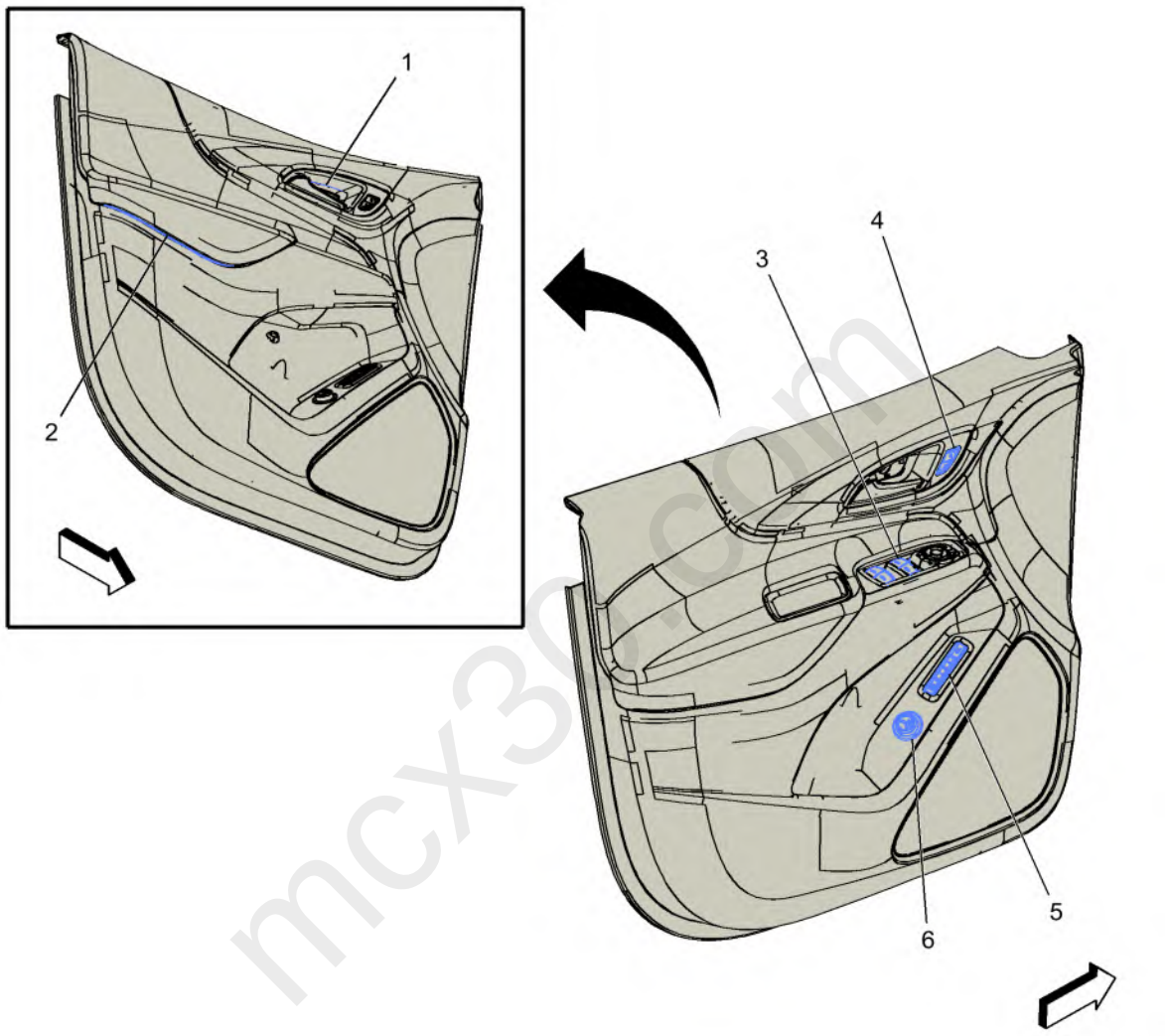

Fig. 1: Driver Door Trim Panel
Courtesy of GENERAL MOTORS COMPANY

Items
1. E1C Accent Lamp - Driver Door Handle E1C Accent Lamp - Driver Door Handle
2. E1D Accent Lamp - Driver Door (TSQ) E1D Accent Lamp - Driver Door (X88+TSQ) E1D Accent Lamp - Driver Door (Z88+TSQ)
3. S79D Window Switch - Driver S79D Window Switch - Driver
4. S13D Door Lock Switch - Driver S13D Door Lock Switch - Driver
5. S47D Seat Memory Switch - Driver (A45/A74) S47D Seat Memory Switch - Driver (A45/A74)
6. S45B Liftgate Control Switch - Interior (TB5/TC2) S45B Liftgate Control Switch - Interior (TB5/TC2)

DRIVER DOOR

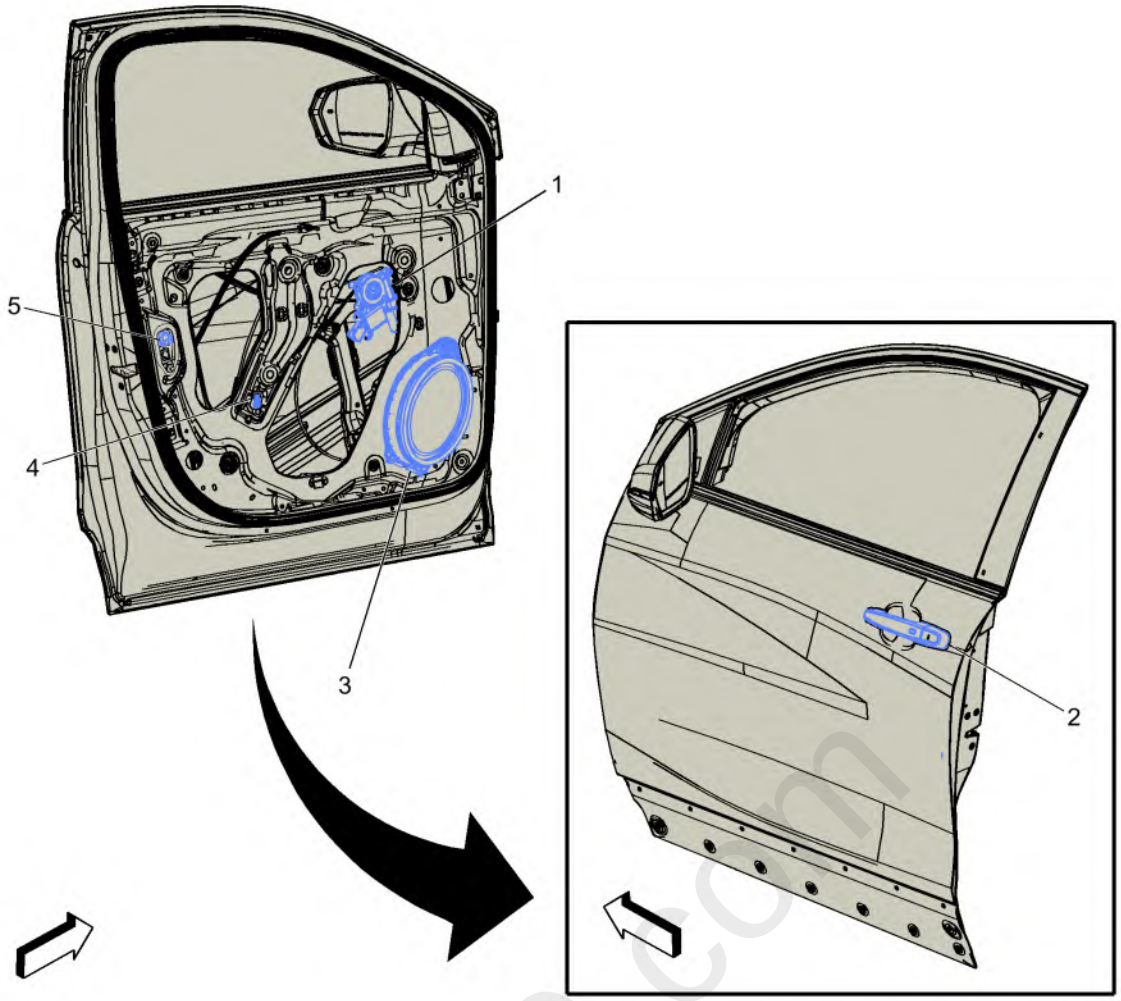

Fig. 2: Driver Door
Courtesy of GENERAL MOTORS COMPANY

Items
1. M35D Window Motor Module - Driver **M35D Window Motor Module - Driver**
2. A24D Door Handle Assembly - Driver Exterior **A24D Door Handle Assembly - Driver Exterior**
3. P19AG Speaker - Left Front Door **P19AG Speaker - Left Front Door (UQA)** **P19AG Speaker - Left Front Door (UZ6)**
4. B63LF Side Impact Sensor - Left Front **B63LF Side Impact Sensor - Left Front**
5. A23D Door Latch Assembly - Driver **A23D Door Latch Assembly - Driver**

PASSENGER DOOR TRIM PANEL

mcx30.com

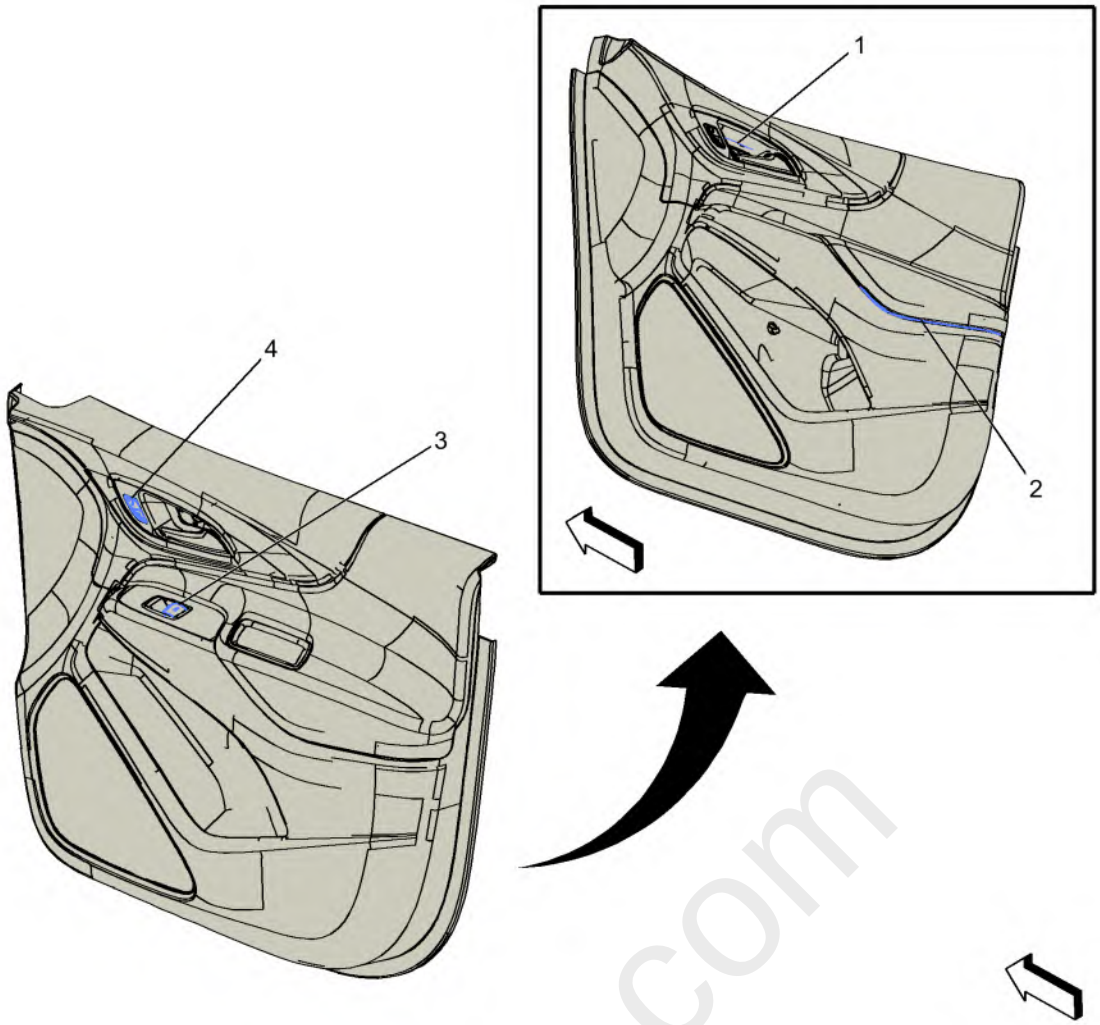

Fig. 3: Passenger Door Trim Panel
Courtesy of GENERAL MOTORS COMPANY

Items
1. E1M Accent Lamp - Passenger Door Handle **E1M Accent Lamp - Passenger Door Handle**
2. E1P Accent Lamp - Passenger Door (TSQ) **E1P Accent Lamp - Passenger Door (X88+TSQ)** **E1P Accent Lamp - Passenger Door (Z88+TSQ)**
3. S79P Window Switch - Passenger **S79P Window Switch - Passenger**
4. S13P Door Lock Switch - Passenger **S13P Door Lock Switch - Passenger**

PASSENGER DOOR

mgx30.com

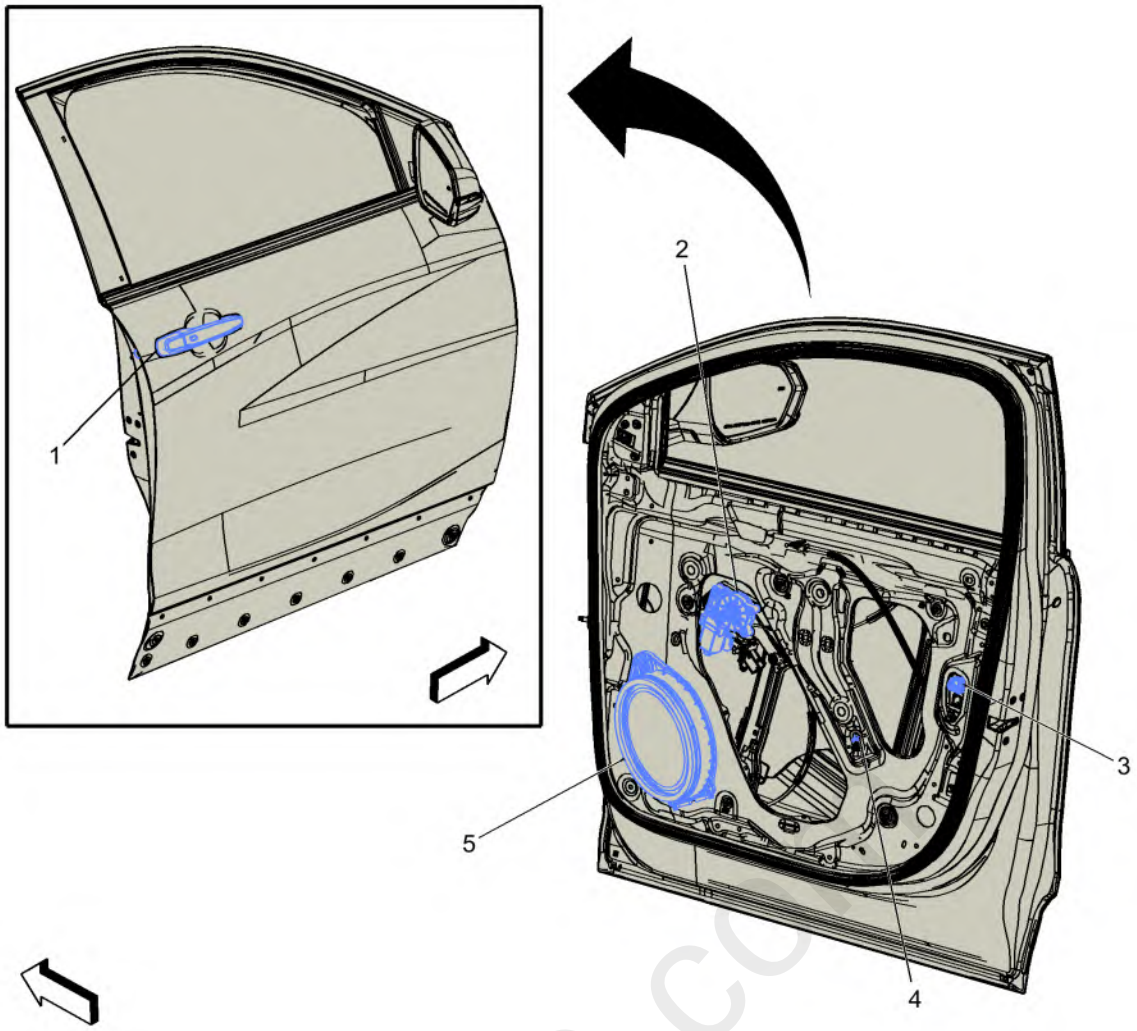

Fig. 4: Passenger Door
Courtesy of GENERAL MOTORS COMPANY

Items
1. A24P Door Handle Assembly - Passenger Exterior **A24P Door Handle Assembly - Passenger Exterior**
2. M74P Window Motor - Passenger **M74P Window Motor - Passenger**
3. A23P Door Latch Assembly - Passenger **A23P Door Latch Assembly - Passenger**
4. B63RF Side Impact Sensor - Right Front **B63RF Side Impact Sensor - Right Front**
5. P19AH Speaker - Right Front Door **P19AH Speaker - Right Front Door (UQA)** **P19AH Speaker - Right Front Door (UZ6)**

LEFT REAR DOOR TRIM PANEL

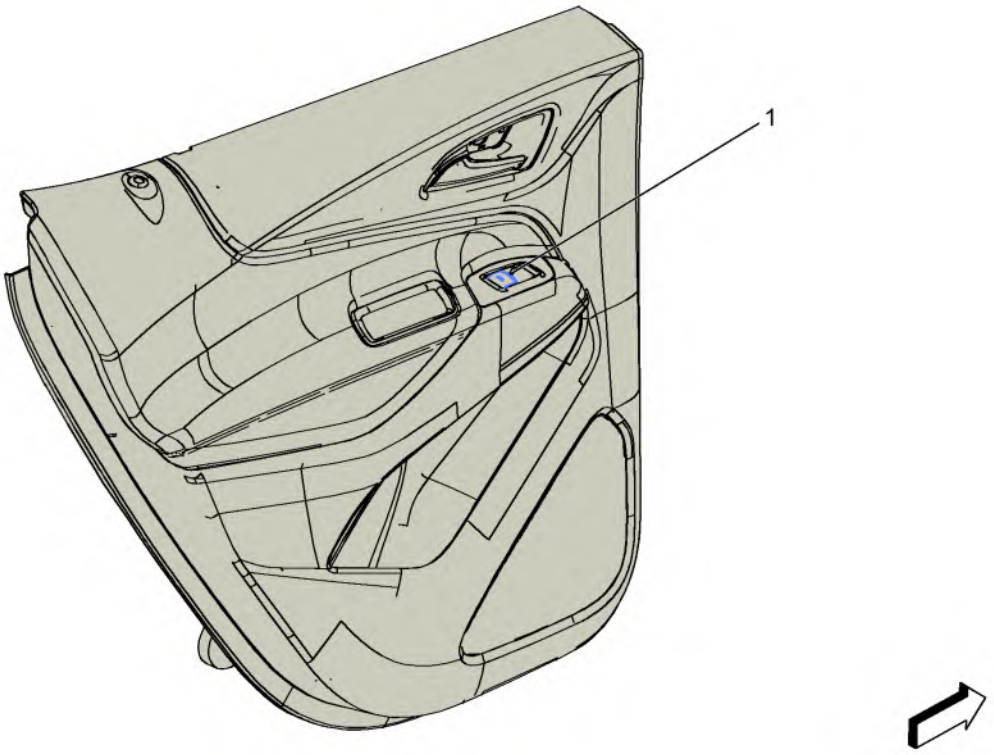

Fig. 5: Left Rear Door Trim Panel
Courtesy of GENERAL MOTORS COMPANY

Items
1. S79LR Window Switch - Left Rear **S79LR Window Switch - Left Rear (X88)** **S79LR Window Switch - Left Rear (Z88)**

LEFT REAR DOOR

mcx30.com

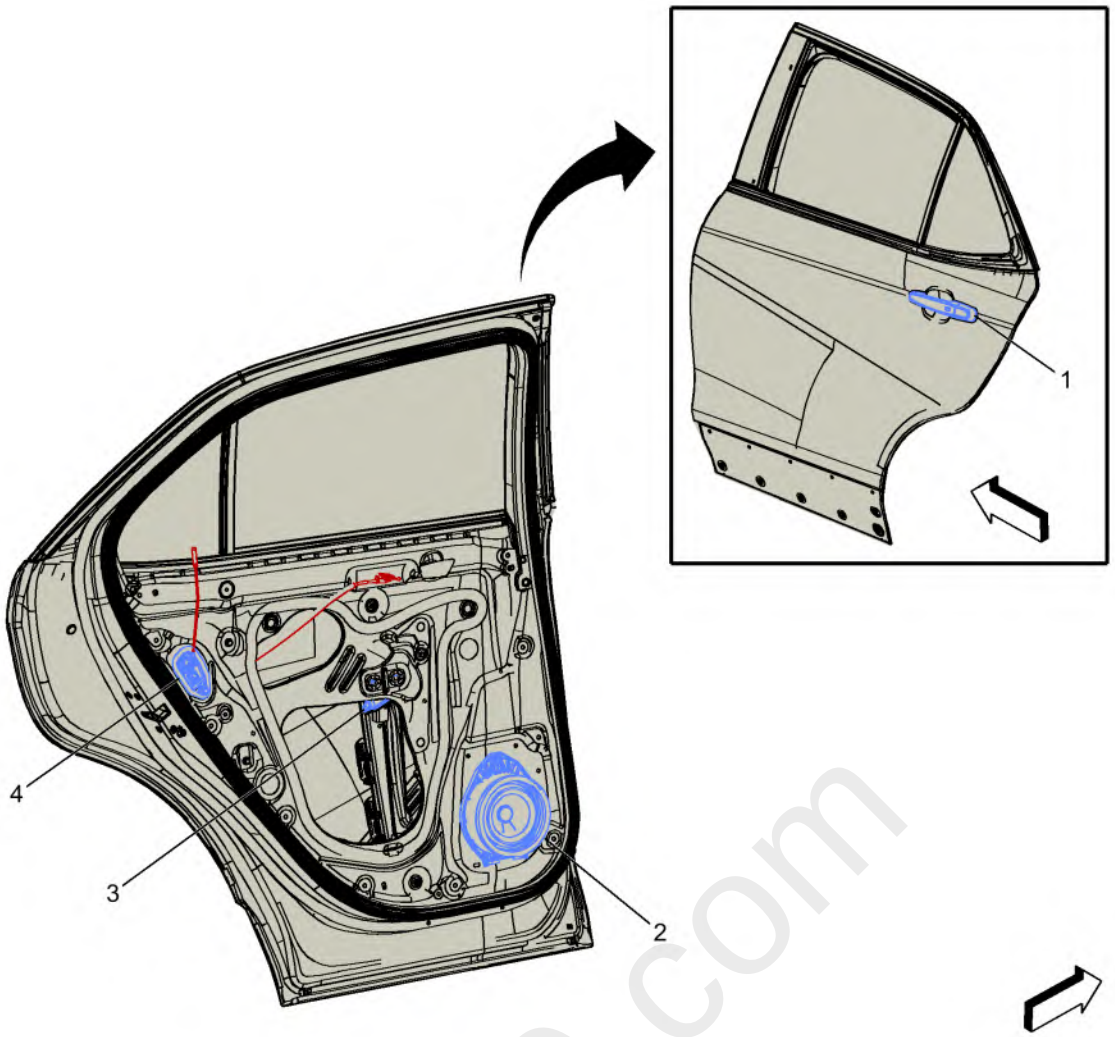

Fig. 6: Left Rear Door
Courtesy of GENERAL MOTORS COMPANY

Items
1. A24LR Door Handle Assembly - Left Rear Exterior **A24LR Door Handle Assembly - Left Rear Exterior**
2. P19AL Speaker - Left Rear Door **P19AL Speaker - Left Rear Door (UQA)** **P19AL Speaker - Left Rear Door (UZ6)**
3. M74LR Window Motor - Left Rear **M74LR Window Motor - Left Rear**
4. A23LR Door Latch Assembly - Left Rear **A23LR Door Latch Assembly - Left Rear**

RIGHT REAR DOOR TRIM PANEL

mcx30.com

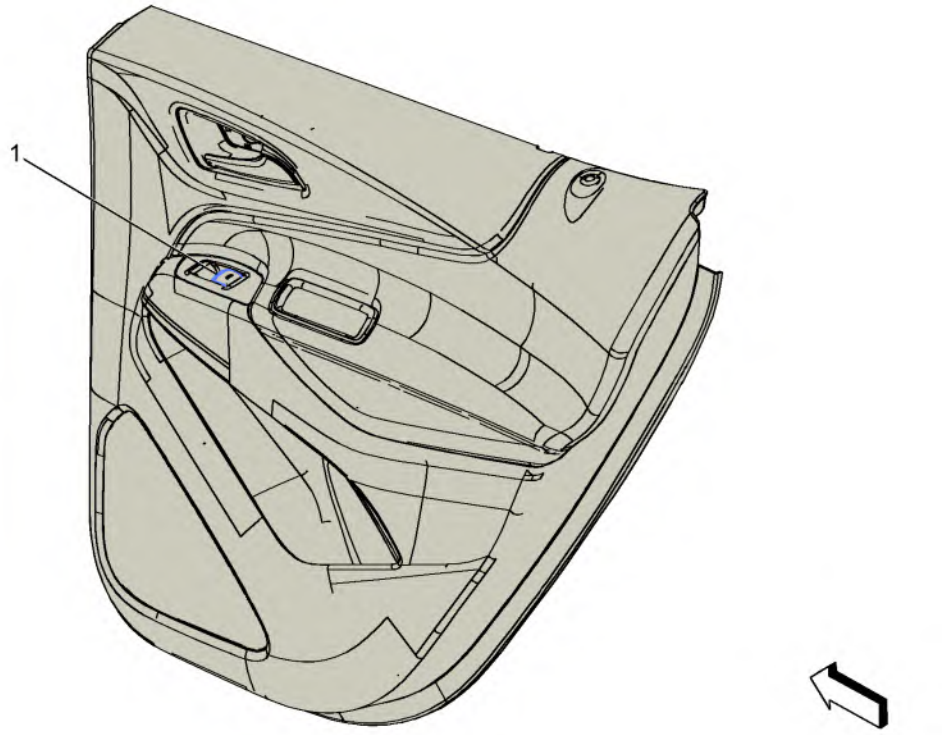

Fig. 7: Right Rear Door Trim Panel
Courtesy of GENERAL MOTORS COMPANY

Items
1. S79RR Window Switch - Right Rear **S79RR Window Switch - Right Rear (X88)** **S79RR Window Switch - Right Rear (Z88)**

RIGHT REAR DOOR

mcx30.com

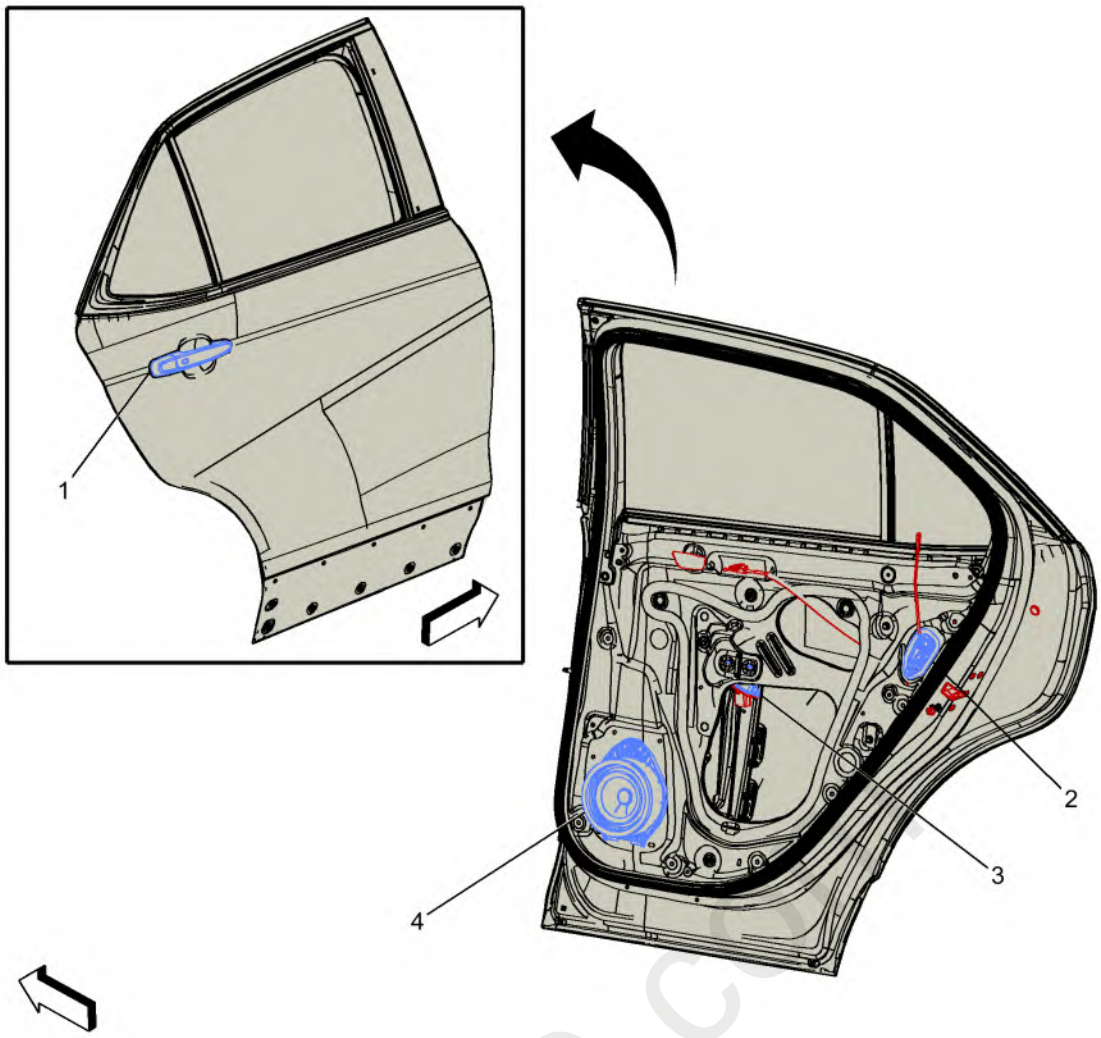

Fig. 8: Right Rear Door
Courtesy of GENERAL MOTORS COMPANY

Items
1. A24RR Door Handle Assembly - Right Rear Exterior **A24RR Door Handle Assembly - Right Rear Exterior**
2. A23RR Door Latch Assembly - Right Rear **A23RR Door Latch Assembly - Right Rear**
3. M74RR Window Motor - Right Rear **M74RR Window Motor - Right Rear**
4. P19AM Speaker - Right Rear Door **P19AM Speaker - Right Rear Door (UQA)** **P19AM Speaker - Right Rear Door (UZ6)**

mcx30.com

2018 ELECTRICAL

Wiring Systems And Power Management - Component Locator - Electrical Center Identification Views - Equinox & Terrain

ELECTRICAL CENTER IDENTIFICATION VIEWS

X50A FUSE BLOCK - UNDERHOOD LABEL (LH7/DIESEL)

F01	START SOL	30A
F02	START SOL 2	40A
F03	LAMBDA 1	15A
F04	ECM	25A
F05	FLX FUEL	10A
F06	TCM	20A
F07	SPARE	
F08	ECM	10A
F09	AC CLUTCH	10A
F10	CAN VENT	10A
F11	FUEL SYS	20A
F12	FSEAT HT2	15A
F13	AFTB PMP	7.5A
F14	SPARE	
F15	LAMBDA 2	15A

F16	ODD BANK	7.5A
F17	EVEN BANK	15A
F18	SCR MOD	5A
F19	NOX SOOT SEN	10A
F20	DC DC 2	40A
F21	SHFT CTRL	20A
F22	ABS PUMP	60A
F23	WASHER FRONT	15A
F24	SPARE	
F25	D FUEL HTR	40A
F26	SPARE	
F27	ABS VAL	30A
F28	LD TRAILER	30A
F29	RR WDO DEFOG	30A
F30	MIRR DEF	7.5A

F31	SPARE	
F32	VARIABLE FUNCTIONS	7.5A
F33	SPARE	
F34	HORN	15A
F35	VAC PMP	20A
F36	HIGH BEAM RH	10A
F37	HIGH BEAM LH	10A
F38	AHL AHL	5A
F39	FRT FOG	15A
F40	SPARE	
F41	ESTAT TRCM	10A
F42	MHL	10A
F43	FUEL PMP	20A
F44	ISRVM	10A
F45	CDST VENT	10A
F46	DR SEAT VENT	10A
F47	NEC TERM	20A
F48	WIPER RR	20A
F49	SPARE	
F50	HTD WHL	10A
F51	HDL R	15A
F52	ECM TCM	7.5A
F53	LIN WIPER 2	30A
F54	FRT WIPER	30A
F55	WIPER	30A
F56	AUSTRAIL	7.5A
F57	HDL L	15A

K01	STARTER SOLENOID
K02	A/C CONTROL
K03	ECM
K04	WIPER CNTRL
K05	STARTER SOLENOID
K06	FUEL HEATER
K07	NOT USED
K08	NOT USED
K09	WIPER SPEED
K10	NOT USED
K11	NOT USED
K12	HIGH BEAM
K13	HEADLAMP/DRL
K14	RUN/CRANK
K15	RR WDO DEFOG
K16	PCB RELAY - HORN
K17	PCB RELAY - SCR
K18	PCB RELAY - FOG LAMP
K19	PCB RELAY - COOLANT PMP
K20	NOT USED
K21	PCB RELAY - WASHER RR
K22	PCB RELAY - WASHER FRT
K23	PCB RELAY - WIPER CONTROL

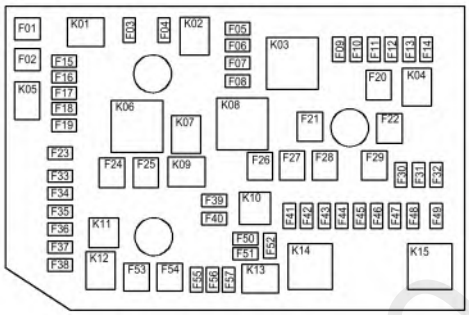

Fig. 1: X50A Fuse Block - Underhood Label (LH7/Diesel)
Courtesy of GENERAL MOTORS COMPANY

X50A FUSE BLOCK - UNDERHOOD LABEL (LTG/LYX/GASOLINE)

F01	START SOL	30A
F02	START SOL 2	40A
F03	LAMBDA 1	15A
F04	ECM	25A
F05	FLX FUEL	10A
F06	TCM	20A
F07	SPARE	
F08	ECM	10A
F09	A/C CLUTCH	10A
F10	CAN VENT	10A
F11	FUEL SYS	20A
F12	FSEAT HT2	15A
F13	AFTB PMP	7.5A
F14	SPARE	
F15	LAMBDA 2	10A

F16	ODD BANK	15A
F17	EVEN BANK	15A
F18	SPARE	
F19	SPARE	
F20	DC DC 2	40A
F21	SFT CTRL	20A
F22	ABS PUMP	60A
F23	WASHER FRONT	15A
F24	SPARE	
F25	SPARE	
F26	SPARE	
F27	ABS VAL	30A
F28	LD TRAILER	30A
F29	RR WDO DEFOG	30A
F30	MIRR DEF	7.5A

F31	SPARE	
F32	VARIABLE FUNCTIONS	7.5A
F33	SPARE	
F34	HORN	15A
F35	VAC PMP	20A
F36	HIGH BEAM RH	10A
F37	HIGH BEAM LH	10A
F38	AHL AHL	5A
F39	FRT FOG	15A
F40	SPARE	
F41	ESTAT TRCM	10A
F42	MHL	10A
F43	FUEL PMP	20A
F44	ISRVM	10A
F45	CDST VENT	10A
F46	DR SEAT VENT	10A
F47	NEC TERM	20A
F48	WIPER RR	20A
F49	SPARE	
F50	HTD WHL	10A
F51	HDL R	15A
F52	ECM TCM	7.5A
F53	LN WIPER 2	30A
F54	FRT WIPER	30A
F55	WIPER	30A
F56	AUSTRAIL	7.5A
F57	HDL L	15A

K01	STARTER SOLENOID
K02	A/C CLUTCH
K03	ECM
K04	WIPER CNTRL
K05	STARTER SOLENOID
K06	NOT USED
K07	NOT USED
K08	NOT USED
K09	WIPER SPEED
K10	NOT USED
K11	NOT USED
K12	HIGH BEAM
K13	HEADLAMP/DRL
K14	RUN/CRANK
K15	RR WDO DEFOG
K16	PCB RELAY - HORN
K17	PCB RELAY - SCR
K18	PCB RELAY - FOG LAMP
K19	PCB RELAY - COOLANT PMP
K20	NOT USED
K21	PCB RELAY - WASHER RR
K22	PCB RELAY - WASHER FRT
K23	PCB RELAY - WIPER CONTROL

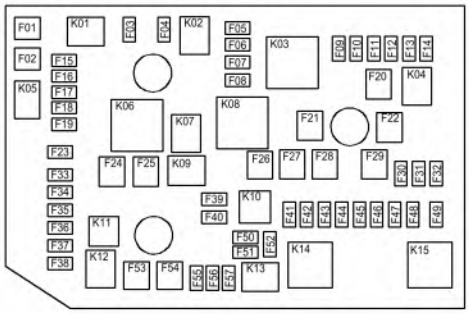

Fig. 2: X50A Fuse Block - Underhood Label (LTG/LYX/Gasoline)
Courtesy of GENERAL MOTORS COMPANY

X50A FUSE BLOCK - UNDERHOOD TOP VIEW

mcx30.com

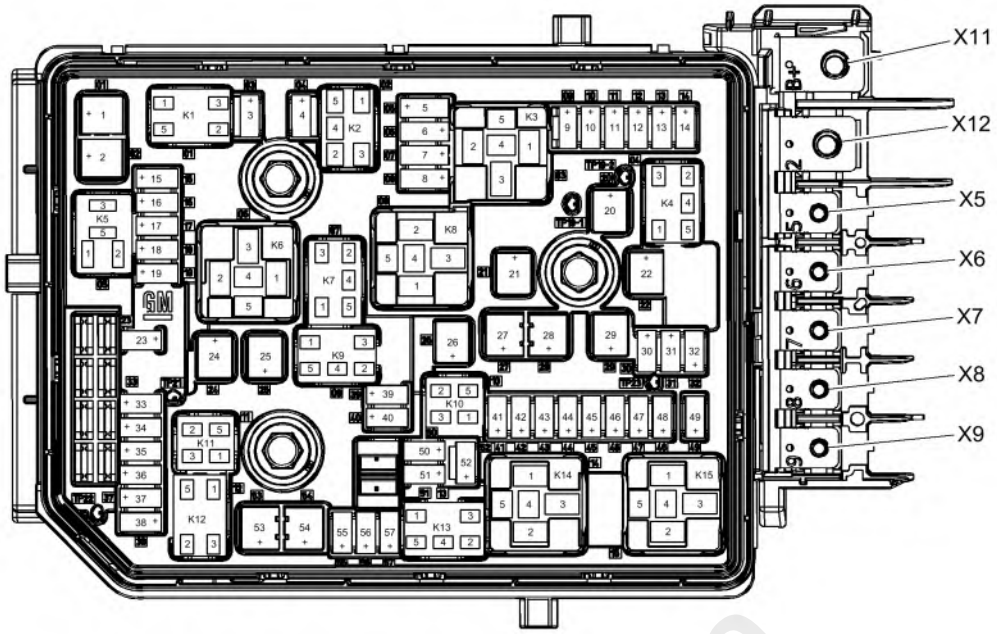

Fig. 3: X50A Fuse Block - Underhood Top View
Courtesy of GENERAL MOTORS COMPANY

X50A Fuse Block - Underhood Usage

No.	Device Label Name	Device Assigned Name	Rating	Description
Fuses				
1	STARTER 1	F1UA Fuse	30A	• KR27 Starter Relay
2	STARTER 2	F2UA Fuse	40A	• KR27C Starter Pinion Solenoid Actuator Relay (KL9)

mx50.com

No.	Device Label Name	Device Assigned Name	Rating	Description
3	NON/WALK	F3UA Fuse	15A	• B52A Heated Oxygen Sensor 1 (LTG) • B52A Heated Oxygen Sensor 1 (LYX) • B280 Automatic Transmission Accumulator Solenoid Valve (LH7) • E45 Positive Crankcase Ventilation Heater (LH7) • K173 Transmission Range Control Module (EPH) • KR27 Starter Relay • M98 Intake Manifold Runner Valve Actuator (LH7) • Q12 Evaporative Emission Purge Solenoid Valve (LTG) • Q12 Evaporative Emission Purge Solenoid Valve (LYX) • Q40 Turbocharger Bypass Solenoid Valve (LTG) • Q40 Turbocharger Bypass Solenoid Valve (LYX) • Q42 Turbocharger Wastegate Solenoid Valve (LTG) • Q42 Turbocharger Wastegate Solenoid Valve (LYX) • Q44 Engine Oil Pressure Control Solenoid Valve (LH7) • Q44 Engine Oil Pressure Control Solenoid Valve (LTG) • Q44 Engine Oil Pressure Control Solenoid Valve (LYX) • Q45 Piston Cooling Oil Jet Solenoid Valve (LH7) • Q84C Camshaft Position Actuator Park Lock Solenoid Valve - Intake (LYX)
4	ECM	F4UA Fuse	25A	• K20 Engine Control Module
5	FLEX/FUEL	F5UA Fuse	10A	• KR31 Coolant Pump Relay - Auxiliary • M96 Active Grille Air Shutter Actuator (VTI)
6	TCM	F6UA Fuse	20A	• Q8 Control Solenoid Valve Assembly (MHG/MNH/MNK)
7	EMPTY	F7UA Fuse	-	• Not Used
8	ECM	F8UA Fuse	10A	• K20 Engine Control Module
9	AC	F9UA Fuse	10A	• KR29 A/C Compressor Clutch Relay

mcx30.com

No.	Device Label Name	Device Assigned Name	Rating	Description
10	CNSTR/VENT/SOL	F10UA Fuse	10A	• K115 Reductant Control Module (LH7) • KR121B Reductant Control Module Relay 2 (LH7) • Q13 Evaporative Emission Vent Solenoid Valve (LTG/LYX)
11	FUEL/PUMP	F11UA Fuse	20A	• K111 Fuel Pump Driver Control Module
12	HTD/SEAT	F12UA Fuse	15A	• K29F Seat Heating Control Module - Front (KA1)
13	ENG/COOL/PUMP	F13UA Fuse	7.5A	• KR31 Coolant Pump Relay - Auxiliary
14	EMPTY	F14UA Fuse	-	• Not Used
15	02 SNSR	F15UA Fuse	10A	• B52B Heated Oxygen Sensor 2 (LTG/LYX) • B75C Multifunction Intake Air Sensor (LTG/LYX) • B280 Automatic Transmission Accumulator Solenoid Valve (LTG/LYX) • K20 Engine Control Module (LTG/LYX)
16	IGN/COIL/ODD	F16UA Fuse	15A	• K20 Engine Control Module (LTG/LYX) • T8A Ignition Coil 1 (LTG/LYX) • T8B Ignition Coil 2 (LTG/LYX) • T8C Ignition Coil 3 (LTG/LYX) • T8D Ignition Coil 4 (LTG/LYX)
17	IGN/COIL/EVEN	F17UA Fuse	15A	• K20 Engine Control Module
18	SCR_MOD	F18UA Fuse	5A	• K115 Reductant Control Module (LH7)
19	NOX_SOOT	F19UA Fuse	10A	• A97 Transmission Range Selector Controls (EPH) • B136 Exhaust Particulate Matter Sensor (LH7) • B195A Nitrogen Oxides Sensor 1 (LH7) • B195B Nitrogen Oxides Sensor 2 (LH7) • K111 Fuel Pump Driver Control Module (LH7)
20	DC DC TRANS	F20UA Fuse	40A	• T19 Power Supply Transformer (KL9)
21	SHFT_CTL	F21UA	20A	• K173 Transmission Range Control Module (EPH)
22	ABS	F22UA Fuse	60A	• K17 Electronic Brake Control Module

mcx30.com

No.	Device Label Name	Device Assigned Name	Rating	Description
23	WASH/PUMP	F23UA Fuse	15A	• KR6 Rear Window Washer Pump Relay • KR11 Windshield Washer Pump Relay
24	EMPTY	F24UA Fuse	-	• Not Used
25	Fuel Heater	F25UA Fuse	40A	• KR22 Fuel Heater Relay (LH7)
26	EMPTY	F26UA Fuse	-	• Not Used
27	ABS	F27UA Fuse	30A	• K17 Electronic Brake Control Module
28	LD_TRAILR	F28UA Fuse	30A	• F14RA • F18RA
29	RR/WDO/DEFOG	F29UA Fuse	30A	• E18 Rear Defogger Grid
30	MIR/DEFOG	F30UA Fuse	7.5A	• A9A Outside Rearview Mirror Glass - Driver • A9B Outside Rearview Mirror Glass - Passenger
31	EMPTY	F31UA Fuse	-	• Not Used
32	VAR/FUNC	F32UA Fuse	7.5A	• A97 Transmission Range Selector Controls (EPH) • E40 Electrical Auxiliary Heater (C32) • K33 HVAC Control Module • K111 Fuel Pump Driver Control Module • P16 Instrument Cluster • P43 Collision Alert Indicators (UEU) • T19 Power Supply Transformer (KL9)
33	EMPTY	F33UA Fuse	-	• Not Used
34	HORN	F34UA Fuse	15A	• P13 Horn Assembly
35	EMPTY	F35UA Fuse	-	• Not Used
36	HI/BEAM/RT	F36UA Fuse	10A	• E13RA Headlamp Assembly - Right • M28R High Beam Solenoid Actuator - Right (T4A/T4F/T4L+X88)
37	HI/BEAM/LT	F37UA Fuse	10A	• E13LA Headlamp Assembly - Left • M28L High Beam Solenoid Actuator - Left (T4A/T4F/T4L+X88)
38	AHL	F38UA Fuse	5A	• K26 Headlamp Control Module (TR7)

mcx30.com

No.	Device Label Name	Device Assigned Name	Rating	Description
39	FOG/LMP/FRT	F39UA Fuse	15A	• E29LF Fog Lamp - Left Front (T3U) • E29RF Fog Lamp - Right Front (T3U)
40	EMPTY	F40UA Fuse	-	• Not Used
41	TRCM	F41UA Fuse	10A	• K173 Transmission Range Control Module (EPH)
42	HDLP/POS	F42UA Fuse	10A	• E13LA Headlamp Assembly - Left • E13RA Headlamp Assembly - Right • M29L Headlamp Leveling Actuator - Left (TR6/TR7) • M29R Headlamp Leveling Actuator - Right (TR6/TR7) • S30 Headlamp Switch (TR6)
43	EMPTY	F43UA Fuse	-	• Not Used
44	ISRVM	F44UA Fuse	10A	• A10 Inside Rearview Mirror • B87 Rearview Camera (Without UVC)
45	CDST_VENT	F45UA Fuse	10A	• M73B Seat Blower Motor - Passenger Back (KU3) • M73D Seat Blower Motor - Passenger Cushion (KU3)
46	DR/SEAT/VENT	F46UA Fuse	10A	• M73A Seat Blower Motor - Driver Back (KU1) • M73C Seat Blower Motor - Driver Cushion (KU1)
47	NEC_TERM	F47UA Fuse	20A	• Not Used
48	RR/WPR	F48UA Fuse	20A	• KR7 Rear Wiper Relay
49	EMPTY	F49UA Fuse	-	• Not Used
50	HTD_WHL	F50UA Fuse	10A	• K32 Steering Wheel Heating Control Module (UVD) • X85 Steering Wheel Air Bag Coil
51	DRL_LH	F51UA Fuse	15A	• E13RA Headlamp Assembly - Right
52	ECM/TCM Fuse	F52UA Fuse	7.5A	• K20 Engine Control Module • K71 Transmission Control Module (M3D/M3H/M3U) • Q8 Control Solenoid Valve Assembly (MHG/MNH/MNK)

mcx30.com

No.	Device Label Name	Device Assigned Name	Rating	Description
53	EMPTY	F53UA Fuse	-	• Not Used
54	EMPTY	F54UA Fuse	-	• Not Used
55	FRT/WPR	F55UA Fuse	30A	• KR12B Windshield Wiper Relay • KR12C Windshield Wiper Speed Control Relay
56	EMPTY	F56UA Fuse	-	• Not Used
57	DRL/LT	F57UA Fuse	15A	• E13LA Headlamp Assembly - Left
Relays				
K1	START/STOP	KR27 Starter Relay	-	• M64 Starter Motor
K2	A/C CLUTCH	KR29 A/C Compressor Clutch Relay	-	• Q2 A/C Compressor Clutch
K3	ECM	KR75 Engine Controls Ignition Relay	-	• F3UA • F4UA • F5UA • F15UA • F16UA • F17UA • KR22 Fuel Heater Relay (LH7) • KR29 A/C Compressor Clutch Relay
K4	WPR	KR12B Windshield Wiper Relay	-	• KR12C Windshield Wiper Speed Control Relay
K5	START/SOL	KR27C Starter Pinion Solenoid Actuator Relay	-	• M64 Starter Motor
K6	Fuel Heater	KR22 Fuel Heater Relay	-	• E11 Fuel Heater (LH7)
K7	EMPTY	-	-	• Not Used
K8	EMPTY	-	-	• Not Used
K9	WPR/SPD	KR12C Windshield Wiper Speed Control Relay	-	• M75 Windshield Wiper Motor
K10	EMPTY	-	-	• Not Used
K11	EMPTY	-	-	• Not Used
K12	HI/BEAM	KR48 Headlamp High Beam Relay	-	• F36UA • F37UA

mx30.com

No.	Device Label Name	Device Assigned Name	Rating	Description
K13	DRL	KR50 Headlamp Relay	-	• F51UA • F57UA
K14	RUN/CRANK	KR73 Ignition Main Relay	-	• F32UA • F41UA • F42UA • F44UA • F45UA • F46UA • F47UA • F50UA • F52UA • F56UA
K15	RR/WDO/MIR/DEFOG	KR5 Rear Defogger Relay	-	• F29UA • F30UA
NOTE: **Relays listed below are Printed Circuit Board (PCB) relays and are only serviceable by Printed Circuit Board (PCB) Assembly (if available) or Fuse Block Assembly. PCB Relays are not serviceable individually.**				
K16	HORN (PCB)	KR3 Horn Relay	-	• F34UA
K17	SCR (PCB)	KR121B Reductant Control Module Relay 2	-	• F18UA • F19UA
K18	FOG/LMP/FRT (PCB)	KR46 Front Fog Lamp Relay	-	• F39UA Fuse
K19	COOL/PMP (PCB)	KR31 Coolant Pump Relay - Auxiliary	-	• G36 Auxiliary Heater Coolant Pump
K20	EMPTY (PCB)	-	-	• Not Used
K21	WASH/PUMP/RR (PCB)	KR6 Rear Window Washer Pump Relay	-	• G19 Rear Window Washer Pump
K22	WASH/PUMP/FT (PCB)	KR11 Windshield Washer Pump Relay	-	• G24 Windshield Washer Pump
K23	WPR/RR (PCB)	KR7 Rear Wiper Relay	-	• M45 Rear Wiper Motor
Important: Items listed below are Wiper and Washer system diagnostic test points.				
TP21	-	TP21	-	• KR6 Rear Window Washer Pump Relay
TP22	-	TP22	-	• KR11 Windshield Washer Pump Relay
TP23	-	TP23	-	• KR7 Rear Wiper Relay
Important: Items listed below are HVAC system diagnostic test points.				

mc30.com

No.	Device Label Name	Device Assigned Name	Rating	Description
TP19-1	-	TP19-1	-	• KR31 Coolant Pump Relay - Auxiliary
TP19-2	-	TP19-2	-	• KR31 Coolant Pump Relay - Auxiliary

X50A FUSE BLOCK - UNDERHOOD BOTTOM VIEW

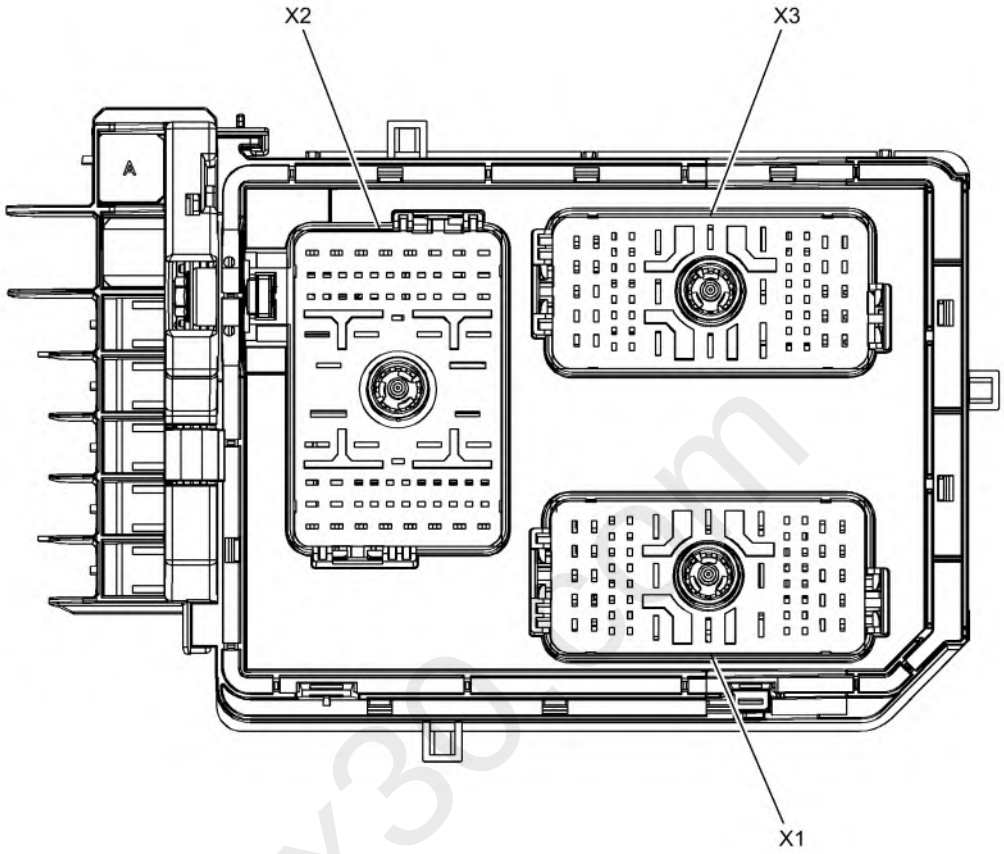

Fig. 4: X50A Fuse Block - Underhood Bottom View
Courtesy of GENERAL MOTORS COMPANY

X50A FUSE BLOCK - UNDERHOOD SIDE VIEW

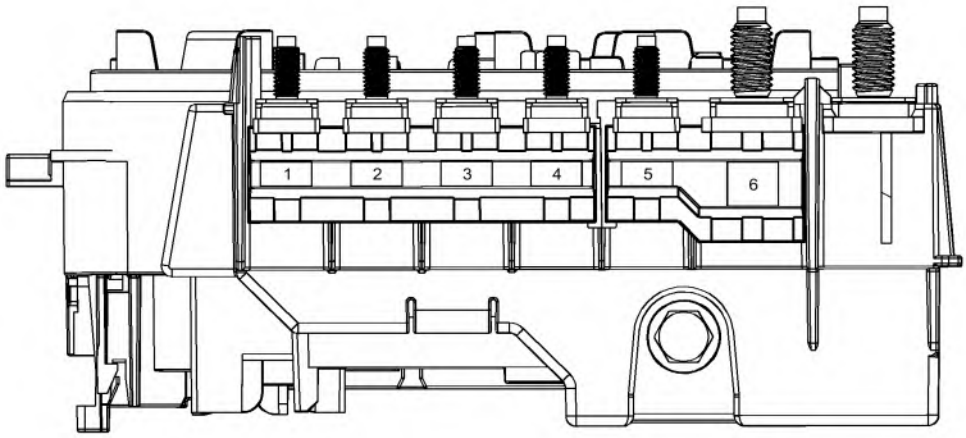

Fig. 5: X50A Fuse Block - Underhood Side View
Courtesy of GENERAL MOTORS COMPANY

X50A Fuse Block - Underhood

No.	Device Label Name	Device Assigned Name	Rating	Description
Fuses				
1	-	F1UB	80A	• X53A Fuse Block - Rear Body
2	-	F2UB	80A	• X53A Fuse Block - Rear Body
3	-	F3UB	80A	• K43 Power Steering Control Module
4	-	F4UB	80A	• G10 Cooling Fan Motor
5	-	F5UB	80A	• K20 Engine Control Module (LH7)
6	-	F6UB	-	• Not Used

X50A FUSE BLOCK - UNDERHOOD X1

mcx30.com

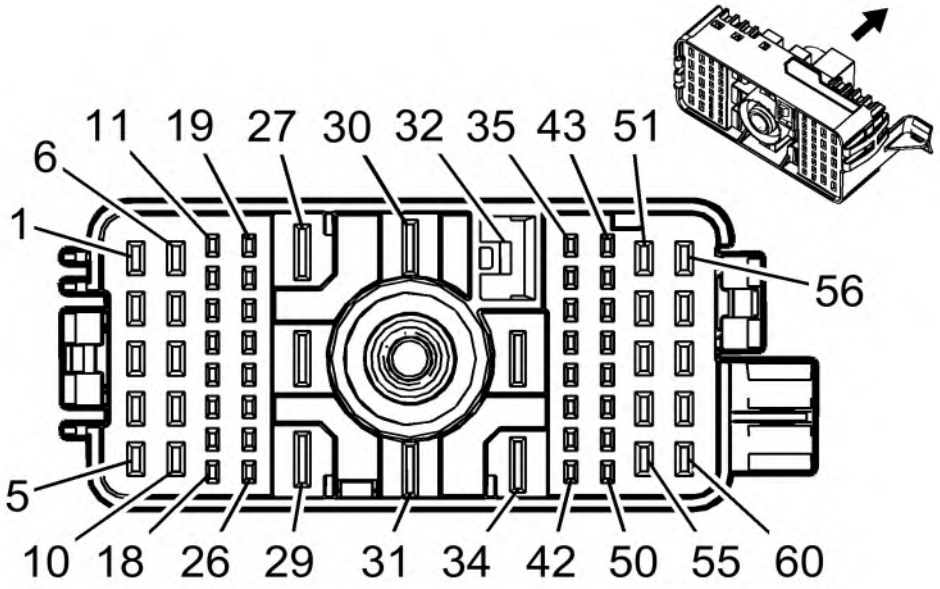

Connector Part Information

- Harness Type: Forward Lamp
- OEM Connector: 13405620
- Service Connector: 19332381
- Description: 60-Way F 1.5, 2.8 CTS, 6.3 MCP Series (BK)

Terminal Part Information

Terminal Type ID	Terminated Lead	Diagnostic Test Probe	Terminal Removal Tool	Service Terminal	Tray Name	Core Crimp	Insulation Crimp
I	13579915	J-35616-40 (BU)	J-38125-556	1241408-1	Lear 28	A	B
II	13579915	J-35616-40 (BU)	J-38125-556	1241408-1	Lear 28	C	A
III	19332365	J-35616-14 (GN)	J-38125-560	Not Available	Not Available	Not Available	Not Available
IV	19332366	J-35616-35 (VT)	J-38125-12A	Not Available	Not Available	Not Available	Not Available
V	19333302	J-35616-42 (RD)	J-38125-11A	Not Available	Not Available	Not Available	Not Available

Pin	Size	Color	Circuit	Function	Terminal Type ID	Option
1	-	-	-	Not Occupied	-	-
2	0.35 0.5	YE/GY YE/GY	2226 2226	Right Headlamp Control Right Headlamp Control	V IV	Z88+T4F Z88+T4L+MAH/MBC/MCX/MAM
3	0.5	VT/BK	739	Run/Crank Ignition 1 Voltage	IV	UVD
4	-	-	-	Not Occupied	-	-
5	0.5	BN/VT	2234	Front Fog Lamp Control	IV	-
6	0.35 0.5	YE YE	2227 2227	Left Headlamp Control Left Headlamp Control	V IV	Z88+T4F Z88+T4L+MAH/MBC/MCX/MAM
7	0.35	BN/YE	189	Headlamp Leveling Motor Control	V	TR7
8	0.35	VT/GN	439	Run/Crank Ignition 1 Voltage	V	-
9 - 10	-	-	-	Not Occupied	-	-
11	0.35	BN/YE	189	Headlamp Leveling Motor Control	III	-
12 - 13	-	-	-	Not Occupied	-	-
14	0.35	WH/BK	2366	Cooling Fan Control Relay Speed Signal	III	-
15 - 19	-	-	-	Not Occupied	-	-
20	0.35	RD/VT	1242	Battery Positive Voltage	III	T4L+TR7

Pin	Size	Color	Circuit	Function	Terminal Type ID	Option
21	0.35	BN/RD	2700	A/C Pressure Sensor 5V Reference	III	-
22 - 23	-	-	-	Not Occupied	-	-
24	0.35	GN	380	A/C Refrigerant Pressure Sensor Signal	III	-
25 - 26	-	-	-	Not Occupied	-	-
27	2	RD/GY	3540	Battery Positive Voltage	I	-
28	2	RD/GY	3540	Battery Positive Voltage	I	-
29 - 30	-	-	-	Not Occupied	-	-
31	1.5	YE/BN	95	Windshield Wiper Motor Low Speed Control	II	-
32 - 33	-	-	-	Not Occupied	-	-
34	1.5	WH	92	Windshield Wiper Motor High Speed Control	II	-
35 - 36	-	-	-	Not Occupied	-	-
37	0.35	BU/GY	636	Outside Ambient Air Temperature Sensor Signal	III	-
38	0.35	BK/GN	580	Engine Control Sensors Low Reference (2)	III	-
39	0.35	YE/BU	3680	Charge Air Cooler Outlet Temperature Sensor Low Reference	III	LH7
40	0.35	GN	3683	Charge Air Cooler Inlet Temperature Sensor Signal	III	LH7
41	0.35	BK	1150	Ground	III	-
42	0.35 0.35	BN WH/YE	3681 3202	Charge Air Cooler Outlet Temperature Sensor Signal Throttle Inlet Absolute Pressure Sensor Low Reference	III III	LH7 LYX
43 - 44	-	-	-	Not Occupied	-	-
45	0.35	BK/GN	580	Engine Control Sensors Low Reference (2)	III	-
46 - 48	-	-	-	Not Occupied	-	-
49	0.35	WH/RD	3201	Throttle Inlet Absolute Pressure Sensor 5V Reference	III	LYX
50	0.35 0.35	YE/BK YE/WH	3682 3200	Charge Air Cooler Inlet Temperature Sensor Low Reference Throttle Inlet Absolute Pressure Sensor Signal	III III	LH7 LYX
51	-	-	-	Not Occupied	-	-
52	0.5	GY/VT	228	Windshield Washer Pump Control	IV	-
53	2.5	BK	1150	Ground	IV	-
54	1.5	BK	1450	Ground	IV	-
55	0.5	BU/VT	392	Rear Window Washer Pump Control	IV	-
56	0.35	WH	711	Left Headlamp High Beam Control	V	-
57	0.35	WH	311	Right Headlamp High Beam Control	V	-
58	-	-	-	Not Occupied	-	-
59	0.75	BN/GY	29	Horn Control	IV	-
60	-	-	-	Not Occupied	-	-

X50A FUSE BLOCK - UNDERHOOD X2

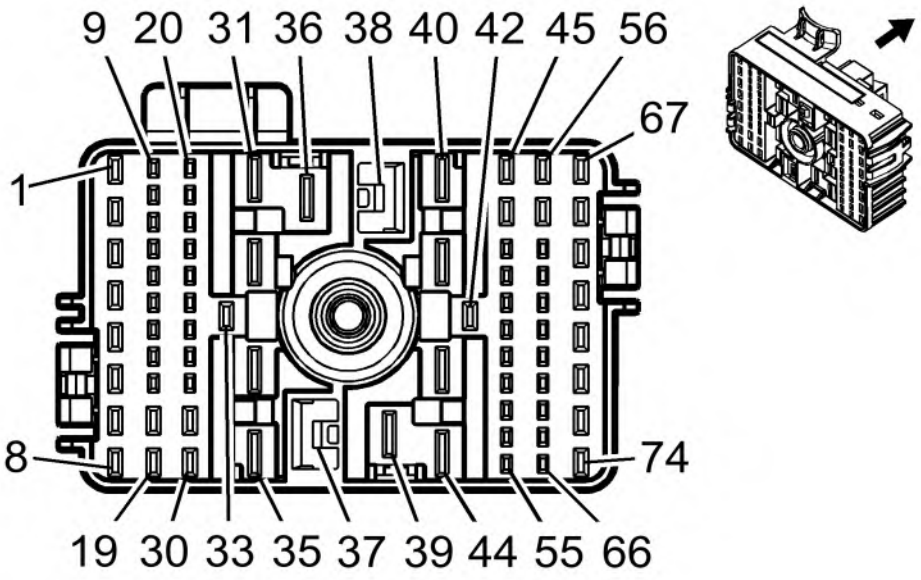

Connector Part Information

- Harness Type: Body
- OEM Connector: 13405621
- Service Connector: 19332382
- Description: 74-Way F 1.5, 2.8 CTS, 6.3 MCP Series (BK)

Terminal Part Information

Terminal Type ID	Terminated Lead	Diagnostic Test Probe	Terminal Removal Tool	Service Terminal	Tray Name	Core Crimp	Insulation Crimp
I	13579915	J-35616-40 (BU)	J-38125-556	1241408-1	Lear 28	A	B
II	13579915	J-35616-40 (BU)	J-38125-556	1241408-1	Lear 28	C	A
III	13579921	J-35616-40 (BU)	J-38125-556	1241406-1	Lear 17	F	1
IV	13582297	J-35616-64B (LT BU)	J-38125-22	Not Available	Not Available	Not Available	Not Available
V	19332365	J-35616-14 (GN)	J-38125-560	Not Available	Not Available	Not Available	Not Available
VI	19332366	J-35616-35 (VT)	J-38125-12A	Not Available	Not Available	Not Available	Not Available
VII	19333302	J-35616-42 (RD)	J-38125-11A	Not Available	Not Available	Not Available	Not Available
VIII	19369711	J-35616-14 (GN)	J-38125-560	Not Available	Not Available	Not Available	Not Available

Pin	Size	Color	Circuit	Function	Terminal Type ID	Option
1	0.35	VT/WH	239	Run/Crank Ignition 1 Voltage	VII	MHG+EPH
2	0.35	VT/GN	439	Run/Crank Ignition 1 Voltage	VII	TR6
3	-	-	-	Not Occupied	-	-
4	0.35	VT/GY	139	Run/Crank Ignition 1 Voltage	VII	-
5	0.35	VT/GY	1039	Run/Crank Ignition 1 Voltage	VII	KU3
6	0.35	VT/BK	339	Run/Crank Ignition 1 Voltage	VII	KU1
7	-	-	-	Not Occupied	-	-
8	1	RD/BN	1742	Battery Positive Voltage	VI	-
9	0.35	YE/VT	6030	Brake Vacuum Sensor Signal	V	KL9
10	0.35	WH/BN	544	DRL Relay Control	V	-
11	0.35	YE/RD	6031	Brake Vacuum Sensor 5V Reference	V	KL9
12 - 13	-	-	-	Not Occupied	-	-
14	0.35	BN/YE	2267	Mirror Heating Element Control	V	-

Pin	Size	Color	Circuit	Function	Terminal Type ID	Option
15	0.35	GN/VT	5199	Run/Crank Relay Coil Control	V	-
16	0.35	YE	5420	Rear Wiper Motor Relay Coil Control	V	-
17 - 18	-	-	-	Not Occupied	-	-
19	1	BU	393	Rear Window Wiper Motor Control	VI	-
20	0.35	BN/WH	1317	Fog Lamp Relay Control	V	T3U
21	0.35	BN/VT	1969	Headlamp High Beam Relay Control	V	-
22	1.5	RD/GY	3540	Battery Positive Voltage	VIII	-
23	0.35	WH/VT	860	Front Windshield Wiper Switch High Signal	V	-
24	0.35	VT/GN	39	Run/Crank Ignition 1 Voltage	V	-
25	0.35	BN/GY	2268	Windshield Washer Relay Control	V	-
26	0.35	BN/VT	193	Rear Defog Relay Control	V	-
27 - 30	-	-	-	Not Occupied	-	-
31	2.5	RD/WH	342	Battery Positive Voltage	I	-
32	3	RD/GY	642	Battery Positive Voltage	IV	MAH/MBC/MCX-V92
33	-	-	-	Not Occupied	-	-
34	2	BN/VT	293	Rear Defog Element Control	I	-
35	-	-	-	Not Occupied	-	-
36	1.5	RD/GY	2140	Battery Positive Voltage	II	EPH+MHG
37 - 39	-	-	-	Not Occupied	-	-
40	2.5	BU/GN	7071	Heater Fuel Control	I	LH7
41	2	GN	6271	Crankshaft 60X Sensor Signal	I	-
42	-	-	-	Not Occupied	-	-
43	4	RD/BU	1542	Battery Positive Voltage	III	KL9
44	2	GN	6271	Crankshaft 60X Sensor Signal	I	-
45 - 46	-	-	-	Not Occupied	-	-
47	0.35 0.35	BK/YE BK/GN	6032 580	Brake Vacuum Sensor Low Reference Engine Control Sensors Low Reference (2)	V V	KL9+LH7 KL9+LYX/LTG
48 - 50	-	-	-	Not Occupied	-	-
51	0.35	BN/WH	28	Horn Relay Control	V	-
52	0.35	GN/WH	2270	Rear Window Washer Relay Control	V	-
53 - 55	-	-	-	Not Occupied	-	-
56	0.35 0.75	VT/BU VT/BU	3674 3674	NOx Sensor 1 Control NOx Sensor 1 Control	VI VI	X88 Z88
57 - 58	-	-	-	Not Occupied	-	-
59	0.35	VT/GN	4320	Selective Catalytic Reduction Power Module Wake-Up Signal	V	-
60	-	-	-	Not Occupied	-	-
61	0.35	RD/VT	542	Battery Positive Voltage	V	-
62 - 63	-	-	-	Not Occupied	-	-
64	0.35	GY	91	Windshield Wiper Motor Relay Coil Control	V	-
65	0.35	BK	1550	Ground	V	-
66	0.35	VT/BU	5705	Powertrain Main Relay Fused Control 6	V	-
67	0.35	VT/BU	5705	Powertrain Main Relay Fused Control 6	VII	-
68 - 70	-	-	-	Not Occupied	-	-
71	0.35	RD/VT	542	Battery Positive Voltage	VII	-
72	2.5	RD/BU	3240	Battery Positive Voltage	VI	-
73	0.5	RD/WH	4740	Battery Positive Voltage	VI	KA1/KU1/KU3
74	-	-	-	Not Occupied	-	-

X50A FUSE BLOCK - UNDERHOOD X3

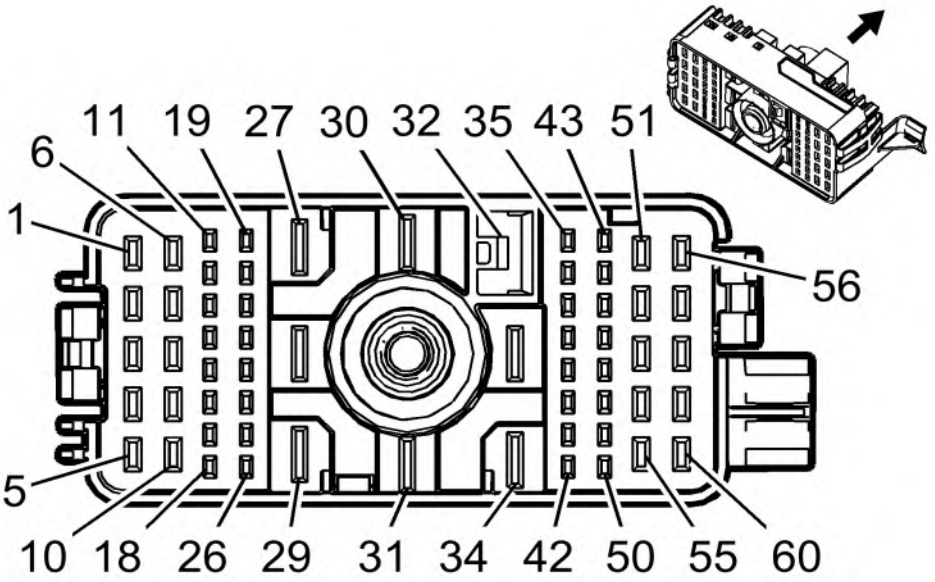

Connector Part Information

- Harness Type: Engine
- OEM Connector: 13405622
- Service Connector: 19332383
- Description: 60-Way F 1.5 CTS, 2.8 CTS, 6.3 MCP, 9.5 YPT Series (GY)

Terminal Part Information

Terminal Type ID	Terminated Lead	Diagnostic Test Probe	Terminal Removal Tool	Service Terminal	Tray Name	Core Crimp	Insulation Crimp
I	13505347	J-35616-14 (GN)	J-38125-557	1241374-1	Lear 17	E	2
II	13579915	J-35616-40 (BU)	J-38125-556	1241408-1	Lear 28	A	B
III	13582285	J-35616-35 (VT)	J-38125-557	1241388-1	Lear 17	E	C
IV	19332365	J-35616-14 (GN)	J-38125-560	Not Available	Not Available	Not Available	Not Available
V	19332366	J-35616-35 (VT)	J-38125-12A	Not Available	Not Available	Not Available	Not Available
VI	19333302	J-35616-42 (RD)	J-38125-11A	Not Available	Not Available	Not Available	Not Available

Pin	Size	Color	Circuit	Function	Terminal Type ID	Option
1 - 2	-	-	-	Not Occupied	-	-
3	1 0.5	RD/WH RD/WH	140 140	Battery Positive Voltage Battery Positive Voltage	V III	LH7 LTG/LYX
4	-	-	-	Not Occupied	-	-
5	1	RD/VT	340	Battery Positive Voltage	V	-
6 - 7	-	-	-	Not Occupied	-	-
8	0.5	VT/GN	439	Run/Crank Ignition 1 Voltage	III	-
9	2.5	VT/BU	3674	NOx Sensor 1 Control	V	LH7+NDE
10	0.5 0.35	YE/BU YE/BU	5126 5126	After Boil Heater Pump Control After Boil Heater Pump Control	III VI	LH7+Z88 LYX/LTG+MAH/MBC/MCX/EPH+X88
11	-	-	-	Not Occupied	-	-
12	0.35	WH/BK	2366	Cooling Fan Control Relay Speed Signal	IV	-
13 - 16	-	-	-	Not Occupied	-	-

Pin	Size	Color	Circuit	Function	Terminal Type ID	Option
17	0.35 0.35	GY/BK GY	3865 5127	Heater Loop Auxiliary Pump Relay Control After Boil Heater Relay Control	IV IV	LH7 LYX/LTG+MAH/MBC/MCX
18	0.35	YE	5991	Powertrain Relay Coil Control	IV	-
19	-	-	-	Not Occupied	-	-
20	0.35	YE/VT	6030	Brake Vacuum Sensor Signal	IV	-
21	0.35	GN	380	A/C Refrigerant Pressure Sensor Signal	IV	-
22	0.35 0.5	BK/YE BK/GN	6032 580	Brake Vacuum Sensor Low Reference Engine Control Sensors Low Reference (2)	IV IV	KL9+LH7 KL9+LYX
23	0.35	YE/RD	6031	Brake Vacuum Sensor 5V Reference	IV	-
24	-	-	-	Not Occupied	-	-
25	0.35	WH/GY	459	A/C Compressor Clutch Relay Control	IV	-
26 - 30	-	-	-	Not Occupied	-	-
31	2.5 2	VT/BU VT/BU	5290 5290	Powertrain Main Relay Fused Supply 1 Powertrain Main Relay Fused Supply 1	II II	LH7 LYX/LTG
32	-	-	-	Not Occupied	-	-
33	2.5	YE/GN	4358	Starter Pinion Solenoid Voltage	II	-
34	2.5	YE	6	Starter Solenoid Crank Ignition Voltage	II	-
35	0.5 0.5	BN WH/YE	3681 3202	Charge Air Cooler Outlet Temperature Sensor Signal Throttle Inlet Absolute Pressure Sensor Low Reference	I I	LH7 LYX
36	0.5	GN	3683	Charge Air Cooler Inlet Temperature Sensor Signal	IV	LH7
37	0.5	YE/BU	3680	Charge Air Cooler Outlet Temperature Sensor Low Reference	I	LH7
38	0.35	BU/GY	636	Outside Ambient Air Temperature Sensor Signal	IV	-
39	0.35	BN/RD	2700	A/C Pressure Sensor 5V Reference	IV	-
40	-	-	-	Not Occupied	-	-
41	0.5 0.5	BK/WH BK	151 450	Signal Ground Ground	IV IV	KL9+LH7 KL9+LYX
42	0.5 0.5	VT/BU BK	5293 450	Powertrain Main Relay Fused Supply 4 Ground	IV IV	LYX+MGR-KL9 LYX+MM1-KL9
43	0.5 0.5	YE/BK YE/WH	3682 3200	Charge Air Cooler Inlet Temperature Sensor Low Reference Throttle Inlet Absolute Pressure Sensor Signal	IV IV	LH7 LYX
44	0.5	WH/RD	3201	Throttle Inlet Absolute Pressure Sensor 5V Reference	IV	LYX
45	0.35 0.5	BK/GN BK/GN	580 580	Engine Control Sensors Low Reference (2) Engine Control Sensors Low Reference (2)	IV IV	LH7 LYX

mcx30.com

Pin	Size	Color	Circuit	Function	Terminal Type ID	Option
46	0.35	GN/BU	3889	DEF Power Module Relay Control	IV	LH7+NDE
47	0.35 0.5	BK/GN BK/GN	580 580	Engine Control Sensors Low Reference (2) Engine Control Sensors Low Reference (2)	IV IV	LH7 LYX
48	0.35	BU	3017	Fuel Heater Relay Control 1	IV	LH7
49	0.35	YE/BK	625	Starter Enable Relay Control	IV	-
50	0.35 0.35 0.35	YE/VT YE/BK YE/BK	4325 4325 625	Starter Pinion Solenoid Relay Control Starter Pinion Solenoid Relay Control Starter Enable Relay Control	IV IV IV	KL9+LYX/LTG LH7+KL9 LYX+MM1-KL9
51	1 0.5	VT/BU VT/BU	5292 5292	Powertrain Main Relay Fused Supply 3 Powertrain Main Relay Fused Supply 3	V III	LH7 LTG/LYX
52	0.5 0.75	VT/BU VT/BU	5291 5291	Powertrain Main Relay Fused Supply 2 Powertrain Main Relay Fused Supply 2	III V	LH7 LTG/LYX
53	0.5	VT/BU	5294	Powertrain Main Relay Fused Supply 5	III	-
54	0.5	VT/BU	5293	Powertrain Main Relay Fused Supply 4	III	-
55 - 58	-	-	-	Not Occupied	-	-
59	0.75	BN/GN	59	A/C Compressor Clutch Control	V	-
60	-	-	-	Not Occupied	-	-

X50A FUSE BLOCK - UNDERHOOD X5 (LH7)

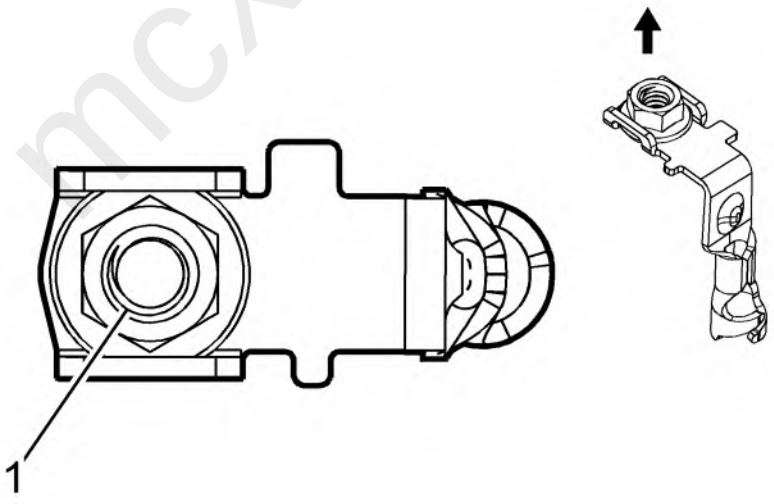

Connector Part Information

- Harness Type: Engine
- OEM Connector: 13946621
- Service Connector: Service by Cable Assembly - See Part Catalog
- Description: 1-Way Ring Terminal

Terminal Part Information

mcx30.com

Terminal Type ID	Terminated Lead	Diagnostic Test Probe	Terminal Removal Tool	Service Terminal	Tray Name	Core Crimp	Insulation Crimp
I	Not Required	No Tool Required	No Tool Required	Not Required	Not Required	Not Required	Not Required

Pin	Size	Color	Circuit	Function	Terminal Type ID	Option
1	6	BN/BU	104	Glow Plug Control	I	-

X50A FUSE BLOCK - UNDERHOOD X6

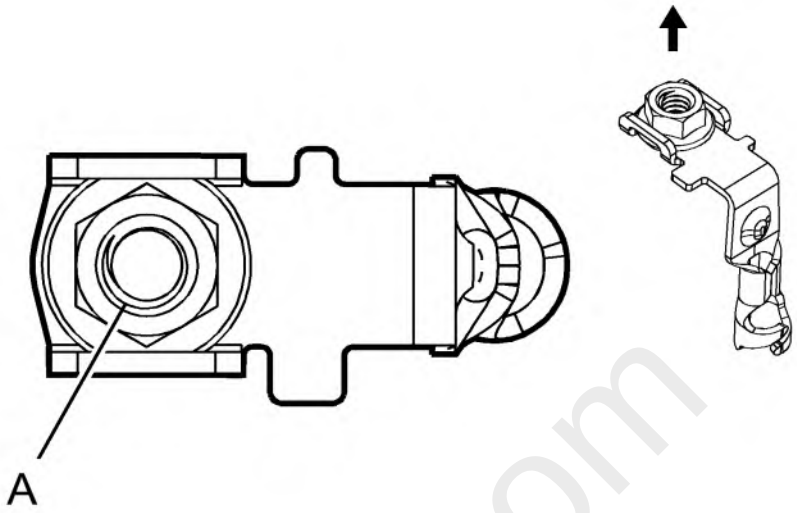

Connector Part Information

- Harness Type: Forward Lamp
- OEM Connector: 13946624
- Service Connector: Service by Cable Assembly - See Part Catalog
- Description: 1-Way Ring Terminal

Terminal Part Information

Terminal Type ID	Terminated Lead	Diagnostic Test Probe	Terminal Removal Tool	Service Terminal	Tray Name	Core Crimp	Insulation Crimp
I	Not Required	No Tool Required	No Tool Required	Not Required	Not Required	Not Required	Not Required

Pin	Size	Color	Circuit	Function	Terminal Type ID	Option
A	8	RD/BU	302	Battery Positive Voltage	I	-

X50A FUSE BLOCK - UNDERHOOD X7

mcx30.com

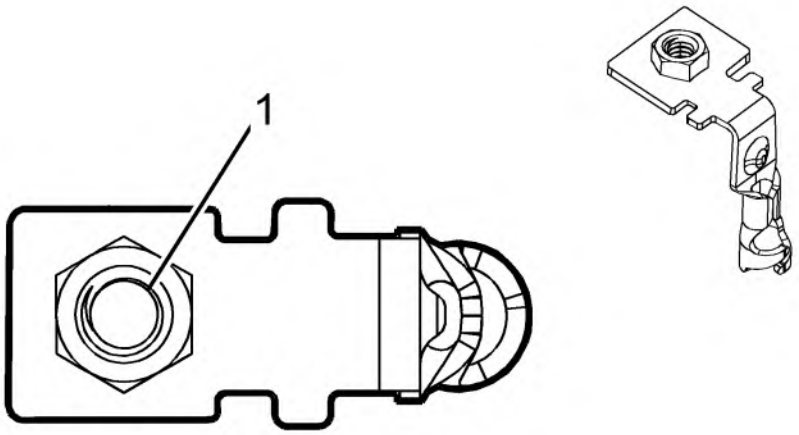

Connector Part Information

- Harness Type: Engine
- OEM Connector: 7209-5626-02
- Service Connector: Service by Cable Assembly - See Part Catalog
- Description: 1-Way Ring Terminal

Terminal Part Information

Terminal Type ID	Terminated Lead	Diagnostic Test Probe	Terminal Removal Tool	Service Terminal	Tray Name	Core Crimp	Insulation Crimp
I	Not Required	No Tool Required	No Tool Required	Not Required	Not Required	Not Required	Not Required

Pin	Size	Color	Circuit	Function	Terminal Type ID	Option
1	10	RD	2840	Battery Positive Voltage	I	-

X50A FUSE BLOCK - UNDERHOOD X8

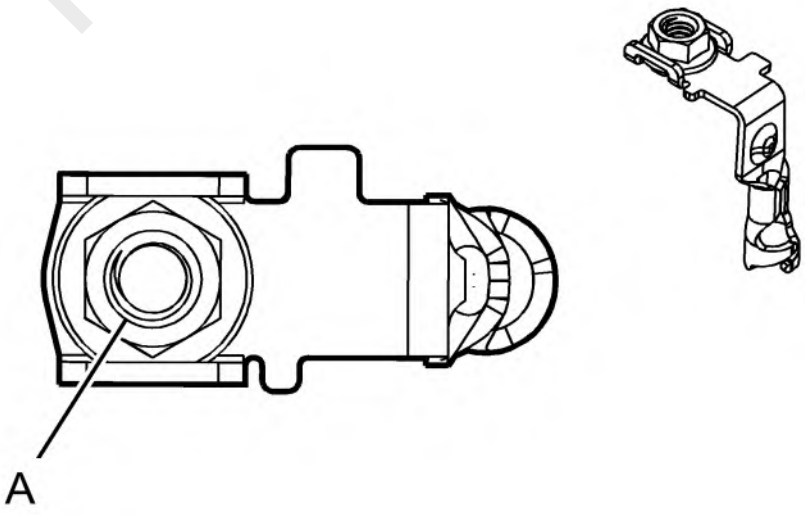

Connector Part Information

- Harness Type: Body
- OEM Connector: 13946642

- Service Connector: Service by Cable Assembly - See Part Catalog
- Description: 1-Way Ring Terminal

Terminal Part Information

Terminal Type ID	Terminated Lead	Diagnostic Test Probe	Terminal Removal Tool	Service Terminal	Tray Name	Core Crimp	Insulation Crimp
I	Not Required	No Tool Required	No Tool Required	Not Required	Not Required	Not Required	Not Required

Pin	Size	Color	Circuit	Function	Terminal Type ID	Option
A	8	RD/VT	102	Battery Positive Voltage	I	-

X50A FUSE BLOCK - UNDERHOOD X9

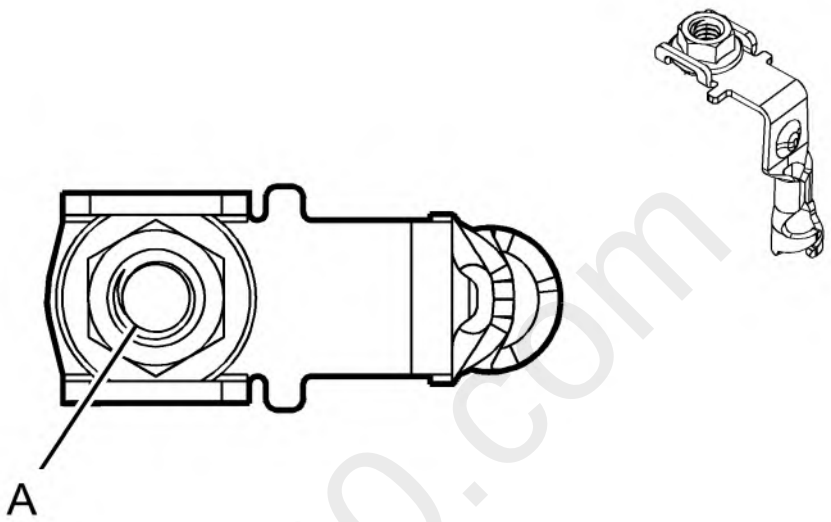

Connector Part Information

- Harness Type: Body
- OEM Connector: 13946646
- Service Connector: Service by Cable Assembly - See Part Catalog
- Description: 1-Way Ring Terminal

Terminal Part Information

Terminal Type ID	Terminated Lead	Diagnostic Test Probe	Terminal Removal Tool	Service Terminal	Tray Name	Core Crimp	Insulation Crimp
I	Not Required	No Tool Required	No Tool Required	Not Required	Not Required	Not Required	Not Required

Pin	Size	Color	Circuit	Function	Terminal Type ID	Option
A	8	RD/GN	502	Battery Positive Voltage	I	V92/TB5/TC2/NDE

X50A FUSE BLOCK - UNDERHOOD X11

mcx30.com

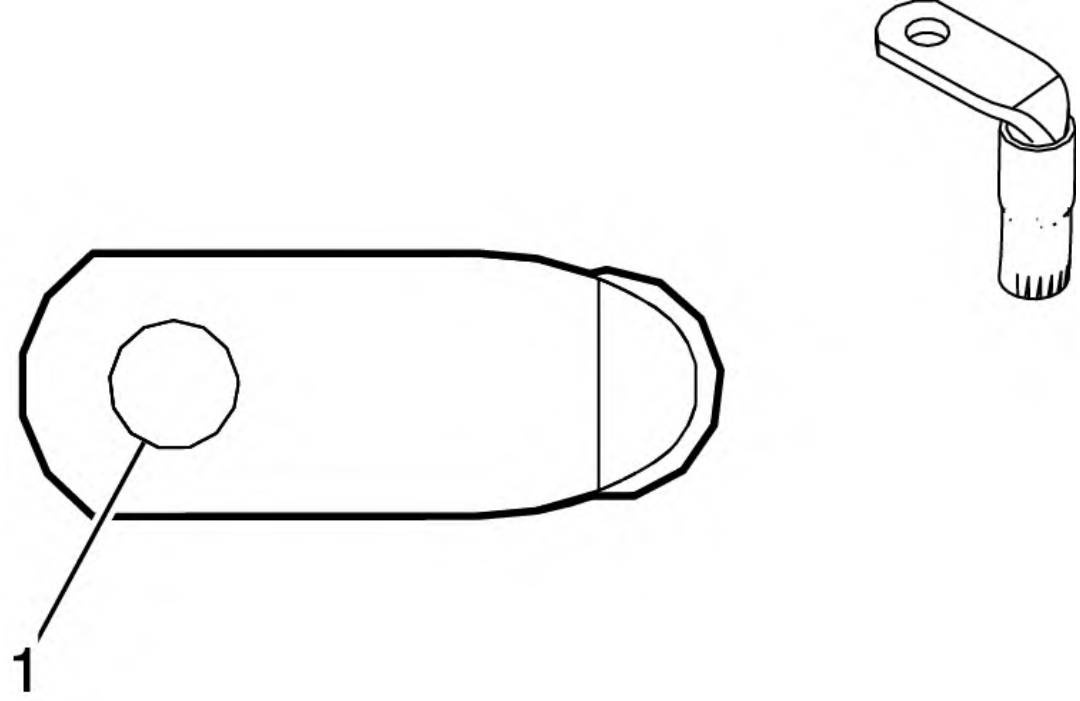

Connector Part Information

- Harness Type: Battery Positive
- OEM Connector: 13644223
- Service Connector: Service by Cable Assembly - See Part Catalog
- Description: 1-Way Ring Terminal

Terminal Part Information

Terminal Type ID	Terminated Lead	Diagnostic Test Probe	Terminal Removal Tool	Service Terminal	Tray Name	Core Crimp	Insulation Crimp
I	Not Required	No Tool Required	No Tool Required	Not Required	Not Required	Not Required	Not Required

Pin	Size	Color	Circuit	Function	Terminal Type ID	Option
1	35	RD	2	Battery Positive Voltage	I	-

X50D FUSE BLOCK - BATTERY TOP VIEW

mx50.com

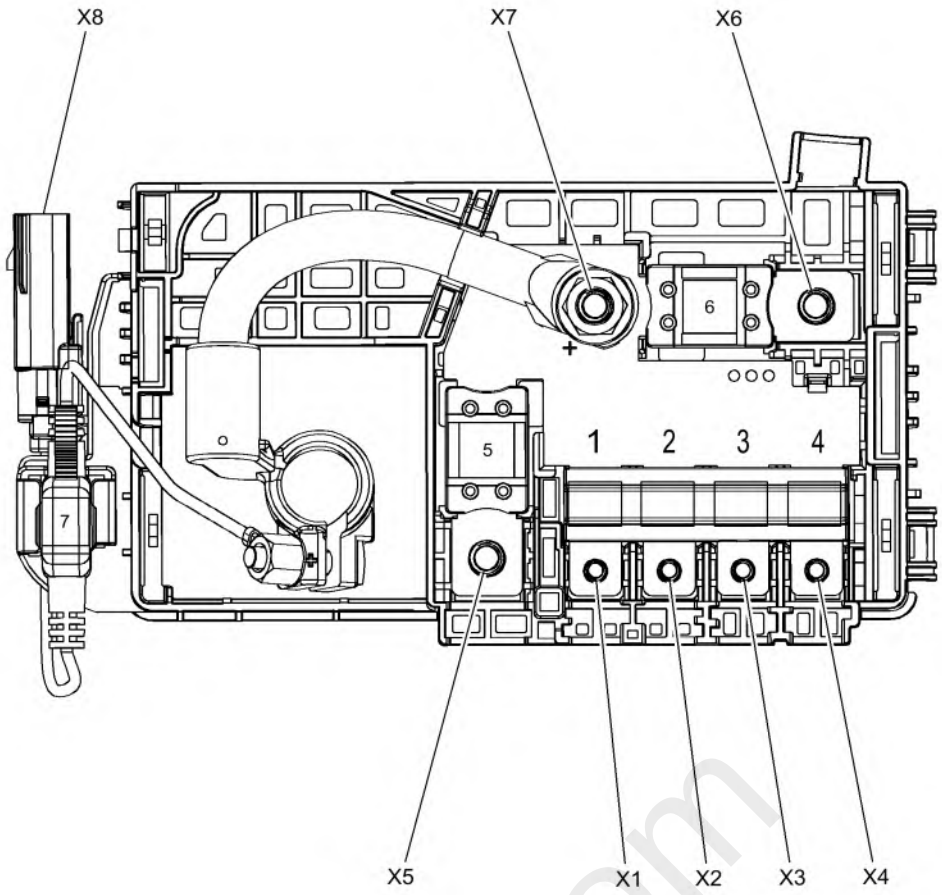

Fig. 6: X50D Fuse Block - Battery Top View
Courtesy of GENERAL MOTORS COMPANY

X50D Fuse Block - Battery Usage

No.	Device Label Name	Device Assigned Name	Rating	Description
1	-	F1BA Fuse	100A	• X51A Fuse Block - Instrument Panel
2	-	F2BA Fuse	100A	• X51A Fuse Block - Instrument Panel
3	-	F3BA Fuse	40A	• T19 Power Supply Transformer
4	-	F4BA Fuse	100A	• E40 Electrical Auxiliary Heater (C32)
5	-	F5BA Fuse	500A	• G13 Generator • M64 Starter Motor
6	-	F6BA Fuse	250A	• X50A Fuse Block - Underhood
7	-	F7BA Fuse	5A	• B110 Battery Sensor Module (KL9)

X50D FUSE BLOCK - BATTERY X1

mcx30.com

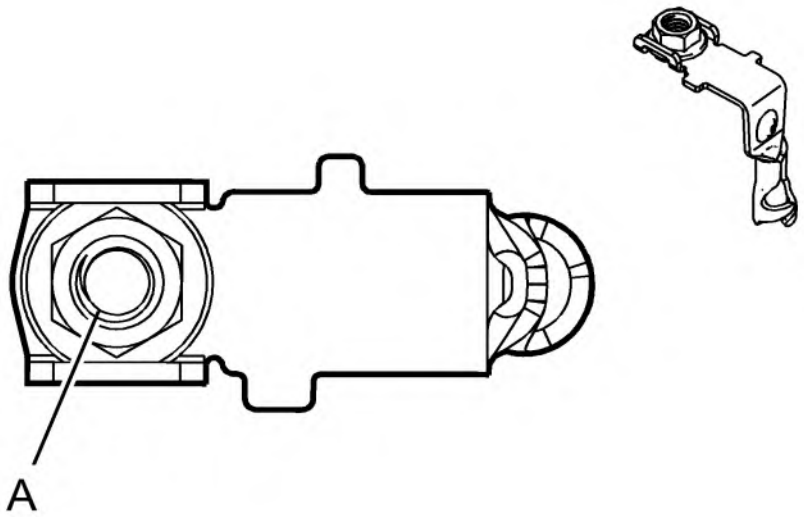

Connector Part Information

- Harness Type: Body
- OEM Connector: 13371976
- Service Connector: Service by Cable Assembly - See Part Catalog
- Description: 1-Way Ring Terminal

Terminal Part Information

Terminal Type ID	Terminated Lead	Diagnostic Test Probe	Terminal Removal Tool	Service Terminal	Tray Name	Core Crimp	Insulation Crimp
I	Not Required	No Tool Required	No Tool Required	Not Required	Not Required	Not Required	Not Required

Pin	Size	Color	Circuit	Function	Terminal Type ID	Option
A	10	RD/GY	142	Battery Positive Voltage	I	-

X50D FUSE BLOCK - BATTERY X2

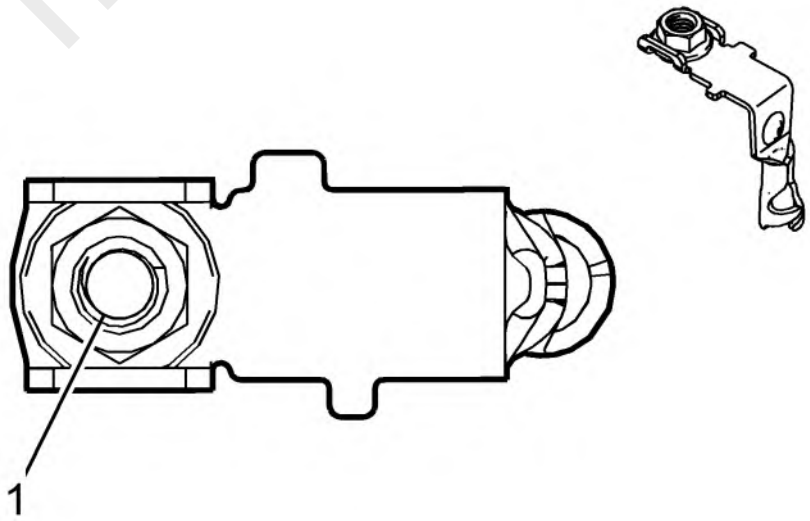

Connector Part Information

- Harness Type: Body
- OEM Connector: 13371977

- Service Connector: Service by Cable Assembly - See Part Catalog
- Description: 1-Way Ring Terminal

Terminal Part Information

Terminal Type ID	Terminated Lead	Diagnostic Test Probe	Terminal Removal Tool	Service Terminal	Tray Name	Core Crimp	Insulation Crimp
I	Not Required	No Tool Required	No Tool Required	Not Required	Not Required	Not Required	Not Required

Pin	Size	Color	Circuit	Function	Terminal Type ID	Option
1	10	RD/BU	42	Battery Positive Voltage	I	-

X50D FUSE BLOCK - BATTERY X3 (KL9)

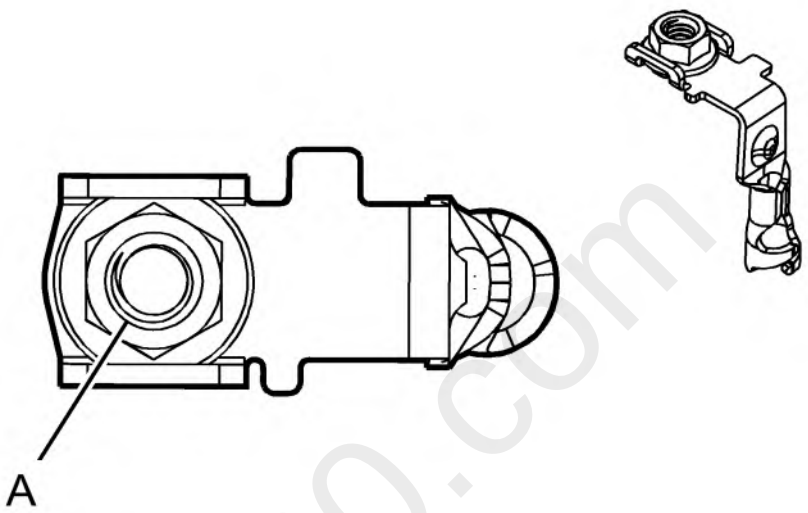

Connector Part Information

- Harness Type: Body
- OEM Connector: 13371979
- Service Connector: Service by Cable Assembly - See Part Catalog
- Description: 1-Way Ring Terminal

Terminal Part Information

Terminal Type ID	Terminated Lead	Diagnostic Test Probe	Terminal Removal Tool	Service Terminal	Tray Name	Core Crimp	Insulation Crimp
I	Not Required	No Tool Required	No Tool Required	Not Required	Not Required	Not Required	Not Required

Pin	Size	Color	Circuit	Function	Terminal Type ID	Option
A	6 4	RD/GY RD/GY	1342 1342	Battery Positive Voltage Battery Positive Voltage	I I	KL9+X88 KL9+Z88

X50D FUSE BLOCK - BATTERY X4 (C32)

mcx30.com

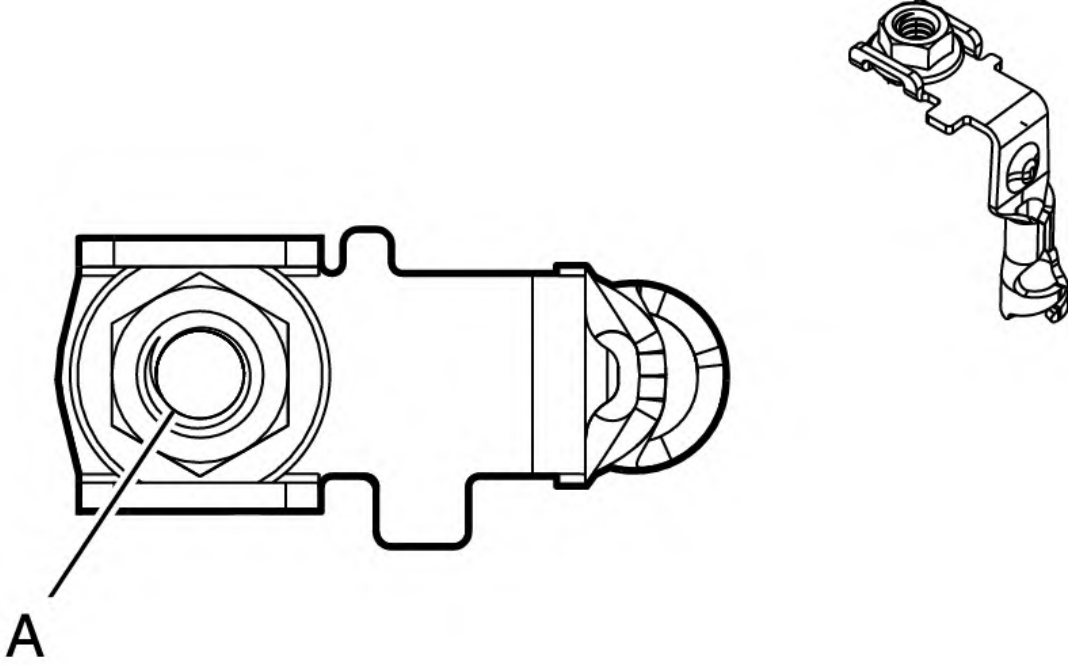

Connector Part Information

- Harness Type: Body
- OEM Connector: 13371978
- Service Connector: Service by Cable Assembly - See Part Catalog
- Description: 1-Way Ring Terminal

Terminal Part Information

Terminal Type ID	Terminated Lead	Diagnostic Test Probe	Terminal Removal Tool	Service Terminal	Tray Name	Core Crimp	Insulation Crimp
I	Not Required	No Tool Required	No Tool Required	Not Required	Not Required	Not Required	Not Required

Pin	Size	Color	Circuit	Function	Terminal Type ID	Option
A	10	RD/BN	202	Battery Positive Voltage	I	C32

X50D FUSE BLOCK - BATTERY X5

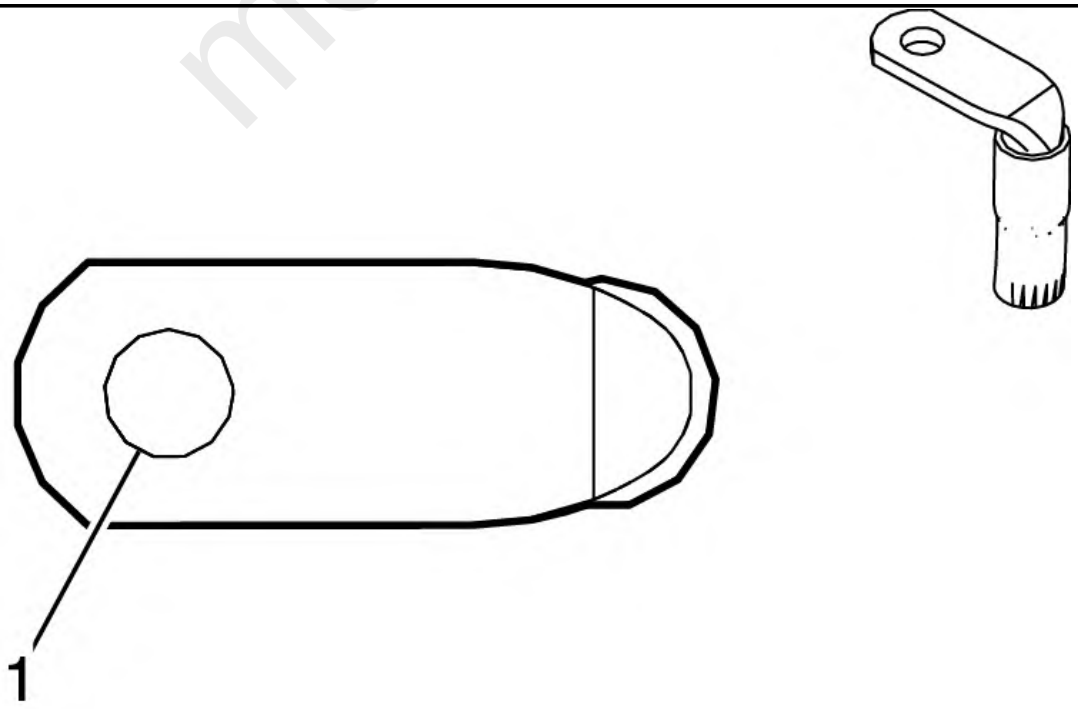

Connector Part Information

- Harness Type: Starter - Battery Positive
- OEM Connector: 13644223

- Service Connector: Service by Cable Assembly - See Part Catalog
- Description: 1-Way Ring Terminal

Terminal Part Information

Terminal Type ID	Terminated Lead	Diagnostic Test Probe	Terminal Removal Tool	Service Terminal	Tray Name	Core Crimp	Insulation Crimp
I	Not Required	No Tool Required	No Tool Required	Not Required	Not Required	Not Required	Not Required

Pin	Size	Color	Circuit	Function	Terminal Type ID	Option
1	35	RD	2	Battery Positive Voltage	I	-

X50D FUSE BLOCK - BATTERY X6

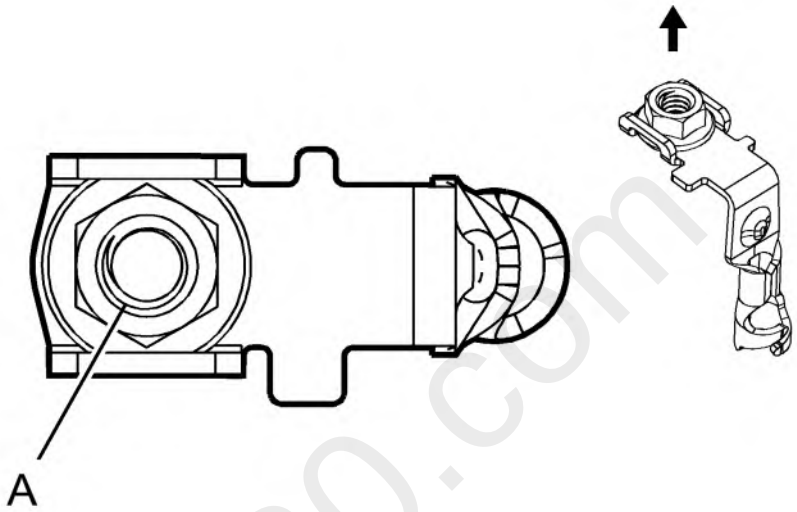

Connector Part Information

- Harness Type: Forward Lamp
- OEM Connector: 13946624
- Service Connector: Service by Cable Assembly - See Part Catalog
- Description: 1-Way Ring Terminal

Terminal Part Information

Terminal Type ID	Terminated Lead	Diagnostic Test Probe	Terminal Removal Tool	Service Terminal	Tray Name	Core Crimp	Insulation Crimp
I	Not Required	No Tool Required	No Tool Required	Not Required	Not Required	Not Required	Not Required

Pin	Size	Color	Circuit	Function	Terminal Type ID	Option
A	-	RD	2	Battery Positive Voltage	I	-

X50D FUSE BLOCK - BATTERY X7

mcx30.com

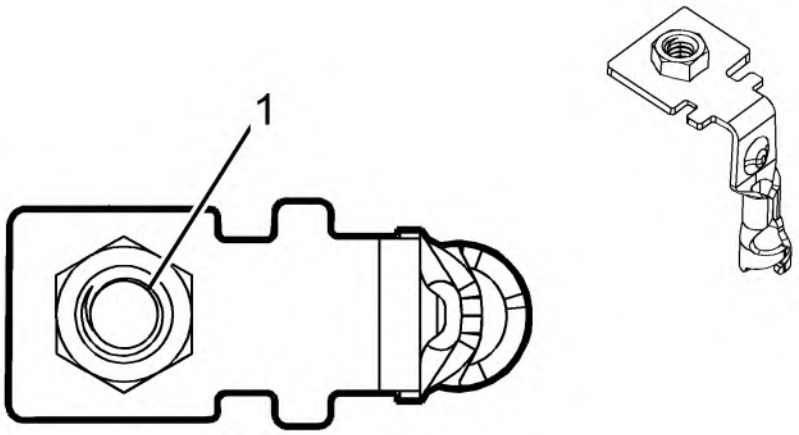

Connector Part Information

- Harness Type: Engine
- OEM Connector: 7209-5626-02
- Service Connector: Service by Cable Assembly - See Part Catalog
- Description: 1-Way Ring Terminal

Terminal Part Information

Terminal Type ID	Terminated Lead	Diagnostic Test Probe	Terminal Removal Tool	Service Terminal	Tray Name	Core Crimp	Insulation Crimp
I	Not Required	No Tool Required	No Tool Required	Not Required	Not Required	Not Required	Not Required

Pin	Size	Color	Circuit	Function	Terminal Type ID	Option
1	-	RD	1	Unfused Battery Positive Voltage	I	-

X50D FUSE BLOCK - BATTERY X8

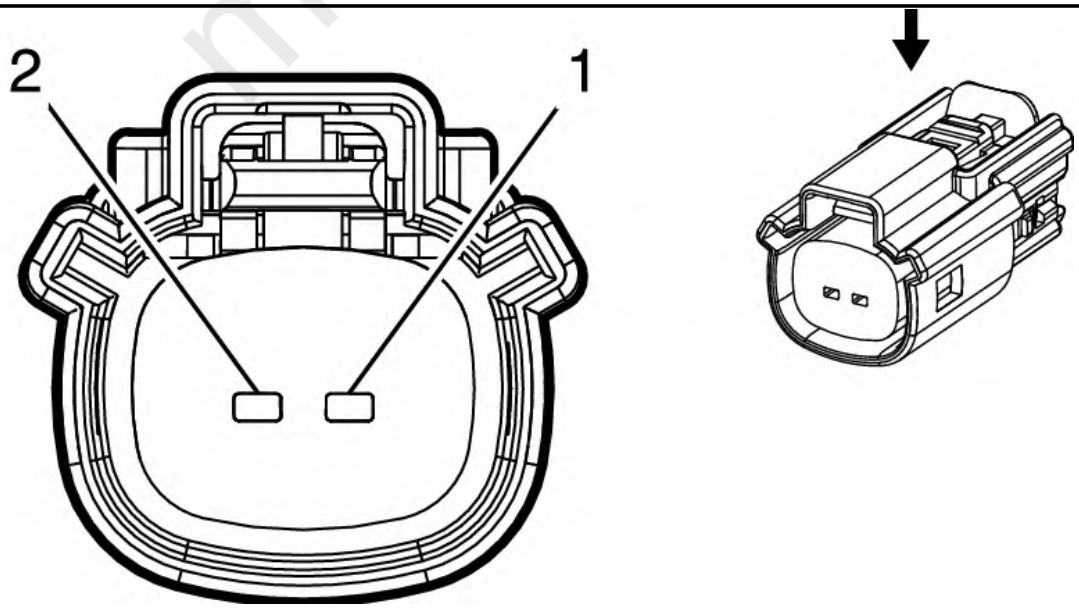

Connector Part Information

- Harness Type: Body
- OEM Connector: 33471-0206
- Service Connector: 13577534
- Description: 2-Way F 1.5 Series, Sealed (BK)

Terminal Part Information

Terminal Type ID	Terminated Lead	Diagnostic Test Probe	Terminal Removal Tool	Service Terminal	Tray Name	Core Crimp	Insulation Crimp
I	Not Required	J-35616-2A (GY)	No Tool Required	Not Required	Not Required	Not Required	Not Required

Pin	Size	Color	Circuit	Function	Terminal Type ID	Option
1	0.5 0.75	RD/BN RD/WH	2740 2740	Battery Positive Voltage Battery Positive Voltage	I I	KL9 LYX-KL9
2	-	-	-	Not Occupied	-	-

X51A FUSE BLOCK - INSTRUMENT PANEL LABEL

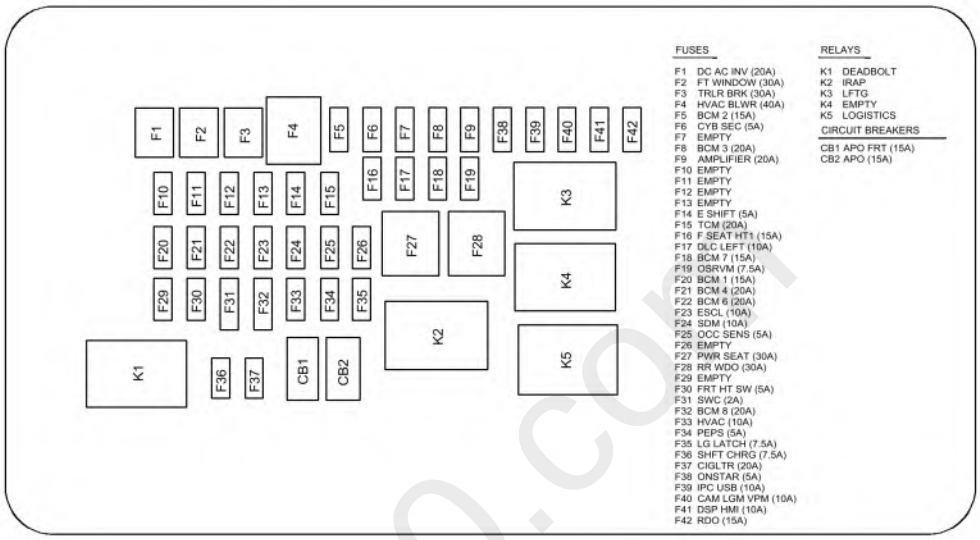

Fig. 7: X51A Fuse Block - Instrument Panel Label
Courtesy of GENERAL MOTORS COMPANY

X51A FUSE BLOCK - INSTRUMENT PANEL TOP VIEW

mgx30.com

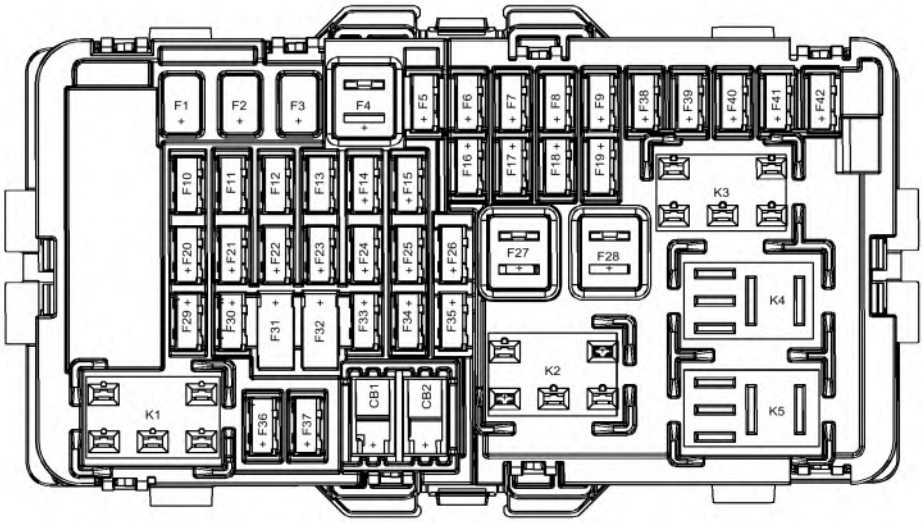

Fig. 8: X51A Fuse Block - Instrument Panel Top View
Courtesy of GENERAL MOTORS COMPANY

X51A Fuse Block - Instrument Panel Fuse Usage

No.	Device Label Name	Device Assigned Name	Rating	Description
F1	DC AC INV	F1DA Fuse	20A	• T1 Accessory DC/AC Power Inverter Module (KI6) • T1 Accessory DC/AC Power Inverter Module (KI7)
F2	FT WINDOW	F2DA Fuse	30A	• M35D Window Motor Module - Driver (AXG) • S79P Window Switch - Passenger (AXG)
F3	TRLR BRK	F3DA Fuse	30A	• W24 Blunt Cut - Trailer Brakes Provision (V92)
F4	HVAC BLWR	F4DA Fuse	40A	• M8 Blower Motor
F5	BCM 2	F5DA Fuse	15A	• K9 Body Control Module
F6	CYB SEC	F6DA Fuse	5A	• K56 Serial Data Gateway Module
F7	EMPTY	F7DA Fuse	10A	• Not Used
F8	BCM 3	F8DA Fuse	20A	• K9 Body Control Module
F9	AMPLIFIER	F9DA Fuse	20A	• T3 Audio Amplifier

mcx30.com

No.	Device Label Name	Device Assigned Name	Rating	Description
F10	EMPTY	F10DA Fuse	30A	• Not Used
F11	EMPTY	F11DA Fuse	30A	• Not Used
F12	EMPTY	F12DA Fuse	30A	• Not Used
F13	EMPTY	F13DA Fuse	30A	• Not Used
F14	E SHIFT	F14DA Fuse	5A	• A97 Transmission Range Selector Controls (EPH)
F15	TCM	F15DA Fuse	20A	• K71 Transmission Control Module (M3D/M3H/M3U) • Q8 Control Solenoid Valve Assembly (MHG/MNH/MNK)
F16	F SEAT HT1	F16DA Fuse	15A	• K29F Seat Heating Control Module - Front (KA1)
F17	DLC LEFT	F17DA Fuse	10A	• X84 Data Link Connector
F18	BCM 7	F18DA Fuse	15A	• K9 Body Control Module
F19	OSRVM	F19DA Fuse	7.5A	• B177 Rain/Ambient Light Sensor Module • S79D Window Switch - Driver (AXG)
F20	BCM 1	F20DA Fuse	15A	• K9 Body Control Module
F21	BCM 4	F21DA Fuse	20A	• K9 Body Control Module
F22	BCM 6	F22DA Fuse	20A	• K9 Body Control Module
F23	ESCL	F23DA Fuse	10A	• Not Used
F24	SDM	F24DA Fuse	10A	• K36 Inflatable Restraint Sensing and Diagnostic Module
F25	OCC SENS	F25DA Fuse	5A	• K85 Passenger Presence Module (AL0)
F26	EMPTY	F26DA Fuse	30A	• Not Used
F27	PWR SEAT	F27DA Fuse	30A	• K40 Seat Memory Control Module (A45/A74) • S64D Seat Adjuster Switch - Driver (AG1)
F28	RR WDO	F28DA Fuse	30A	• S79LR Window Switch - Left Rear (AEQ) • S79RR Window Switch - Right Rear (AEQ)

mcx30.com

No.	Device Label Name	Device Assigned Name	Rating	Description
F29	EMPTY	F29DA Fuse	10A	• Not Used
F30	FRT HT SW	F30DA Fuse	5A	• S32D Seat Heating Switch - Driver (Z88+KA1) • S32P Seat Heating Switch - Passenger (Z88+KA1)
F31	SWC	F31DA Fuse	2A	• X85 Steering Wheel Air Bag Coil • S70L Steering Wheel Controls Switch - Left • S70R Steering Wheel Controls Switch - Right
F32	BCM 8	F32DA Fuse	20A	• K9 Body Control Module
F33	HVAC	F33DA Fuse	10A	• B10B Ambient Light/Sunload Sensor (CJ2 - UE1) • K33 HVAC Control Module
F34	PEPS	F34DA Fuse	5A	• K84 Keyless Entry Control Module
F35	LG LATCH	F35DA Fuse	7.5A	• KR95A Liftgate Unlatch Relay
F36	SHFT CHRG	F36DA Fuse	7.5A	• T22 Mobile Device Wireless Charger Module (K4C) • X92 USB Receptacle (USS)
F37	CIGLTR	F37DA Fuse	20A	• E32 Cigarette Lighter Receptacle (SAO/U37) • X80G Accessory Power Receptacle - Instrument Panel (KC5)
F38	ONSTAR	F38DA Fuse	5A	• K73 Telematics Communication Interface Control Module (UE1)
F39	IPC USB	F39DA Fuse	10A	• P16 Instrument Cluster • X83 Auxiliary Audio Input (MCZ) • X92 USB Receptacle
F40	CAM LGM VPM	F40DA Fuse	10A	• B174W Frontview Camera - Windshield (UEU/UHX) • K39 Liftgate Control Module (TB5) • K157 Video Processing Control Module (UVH) • K171 Hands-Free Liftgate Sensor - Control Module (TC2)

mcx30.com

No.	Device Label Name	Device Assigned Name	Rating	Description
F41	DSP HMI	F41DA Fuse	10A	• A26 HVAC Controls • A98 Front Overhead Console Assembly • K74 Human Machine Interface Control Module (IO5/IO6) • K182 Parking Assist Control Module (UD5/UD7) • K188 Human Machine Interface Control Module Bypass Module (IO5/IO6 +MAH/MBC) • P17 Info Display Module • S25 Garage Door Opener (UG1)
F42	RDO	F42DA Fuse	15A	• A11 Radio
Circuit Breakers				
CB1	APO FRT	CB1DA	15A	• Not Used
CB2	APO	CB2DA	15A	• X80L Accessory Power Receptacle - Center Console Rear (KPA)
Relays				
K01	DEADBOLT	-	-	• Not Used
K02	IRAP	KR76 Retained Accessory Power Relay	-	• CB2DA • F36DA • F37DA
K03	LFTG	KR95A Liftgate Unlatch Relay	-	• M30 Liftgate Latch (TB4)
K04	EMPTY	-	-	• Not Used
K05	LOGISTICS	KR104A Battery Saver Relay 1	-	• F38DA • F39DA • F40DA • F41DA • F42DA

X51A FUSE BLOCK - INSTRUMENT PANEL WIRE ENTRY

-

Connector Part Information

- Harness Type: Instrument Panel
- OEM Connector: 33172518
- Service Connector: Service by Component Assembly - See Part Catalog
- Description: -

Terminal Part Information

Terminal Type ID	Terminated Lead	Diagnostic Test Probe	Terminal Removal Tool	Service Terminal	Tray Name	Core Crimp	Insulation Crimp
I	13575523	J-35616-42 (RD)	J-38125-11A	Not Required	Not Required	Not Required	Not Required

mcx30.com

Terminal Type ID	Terminated Lead	Diagnostic Test Probe	Terminal Removal Tool	Service Terminal	Tray Name	Core Crimp	Insulation Crimp
II	13575824	J-35616-5 (PU)	J-38125-11A	Not Required	Not Required	Not Required	Not Required
III	13580023	J-35616-43 (RD)	J-38125-11A	Not Required	Not Required	Not Required	Not Required
IV	19300649	J-35616-4A (PU)	J-38125-215A	Not Required	Not Required	Not Required	Not Required
V	19301752	J-35616-35 (VT)	J-38125-215A	Not Required	Not Required	Not Required	Not Required
VI	19301752	J-35616-4A (PU)	J-38125-215A	Not Required	Not Required	Not Required	Not Required
VII	19301761	J-35616-35 (VT)	J-38125-215A	Not Required	Not Required	Not Required	Not Required
VIII	19301761	J-35616-4A (PU)	J-38125-215A	Not Required	Not Required	Not Required	Not Required
IX	19367541	J-35616-42 (RD)	J-38125-215A	Not Required	Not Required	Not Required	Not Required
X	19368518	J-35616-43 (RD)	J-38125-11A	Not Required	Not Required	Not Required	Not Required
XI	Not Required	J-35616-42 (RD)	No Tool Required	Not Required	Not Required	Not Required	Not Required

Pin	Size	Color	Circuit	Function	Terminal Type ID	Option
1	10	RD/BU	42	Battery Positive Voltage	XI	-
2	10	RD/GY	142	Battery Positive Voltage	XI	-
3	4	RD/GY	142	Battery Positive Voltage	XI	-
6	1.5	RD/WH	2040	Battery Positive Voltage	II	-
9	1	RD/GY	4840	Battery Positive Voltage	VIII	-
13	2.5	RD/BN	3640	Battery Positive Voltage	II	-
16	1	RD/BU	4540	Battery Positive Voltage	VIII	-
17	0.35 0.35	RD/YE RD/YE	2340 2340	Battery Positive Voltage Battery Positive Voltage	IV VII	D2UG+KA1 LTG
20	1	RD/WH	4740	Battery Positive Voltage	VIII	-
21	0.35 0.35	RD/BU RD/BU	2540 2540	Battery Positive Voltage Battery Positive Voltage	VII IV	EPH -EPH
22	0.35 0.35	VT VT	4601 4601	Retained Accessory Power Fused Control Retained Accessory Power Fused Control	VII IV	K4C+USS USS-K4C
23	2.5	RD/GN	4042	Battery Positive Voltage	II	-
26	0.5	RD/VT	3340	Battery Positive Voltage	IV	N06
27	1	RD/BN	4940	Battery Positive Voltage	VIII	-
28	1.5	VT	1301	Retained Accessory Power Fuse Control	VI	-
29	4	RD/BU	840	Battery Positive Voltage	X	-
30	0.35 0.35	RD/BN RD/BN	440 440	Battery Positive Voltage Battery Positive Voltage	IV VII	EPH EPH+LYX/LTG
31	2.5	RD/GN	2173	12V Regulated Supply Voltage 2	VI	EPH
32	0.35 0.35	RD/BN RD/BN	2240 2240	Battery Positive Voltage Battery Positive Voltage	IV VII	AJG/AYC AY0
33	0.35 0.35	RD/GN RD/GN	742 742	Battery Positive Voltage Battery Positive Voltage	VII IV	UE1 -UE1-UE3
35	0.75	RD/YE	4340	Battery Positive Voltage	VIII	-
36	1.5	RD/GN	2173	12V Regulated Supply Voltage 2	VI	KL9+MM1
37	2.5	RD/GN	2173	12V Regulated Supply Voltage 2	VI	KL9+MM1
38	0.35	RD/GN	2440	Battery Positive Voltage	IV	AL0
39	0.35	RD/WH	4042	Battery Positive Voltage	IV	-
40	1.5 1.5	VT VT	1701 1701	Retained Accessory Power Ignition Retained Accessory Power Ignition	VI V	KPA LTG

Pin	Size	Color	Circuit	Function	Terminal Type ID	Option
41	0.35	RD/GN	3140	Battery Positive Voltage	IV	-
42	0.5 0.5	RD/GY RD/GY	1740 1740	Battery Positive Voltage Battery Positive Voltage	IV VII	KA1/KU1/KU3 LTG
44	0.5 0.5	RD/BU RD/BU	5240 5240	Battery Positive Voltage Battery Positive Voltage	VII IV	-KL9 TB4
46	0.5	RD/VT	2640	Battery Positive Voltage	IV	-
47	2	RD/BN	2940	Battery Positive Voltage	III	-
48	0.35 0.35	GY/GN GY/GN	4083 4083	RAP Relay 2 Coil Control RAP Relay 2 Coil Control	VII IV	KI6/KI7 -KI6-KI7
49	1	RD/GN	4440	Battery Positive Voltage	VIII	-
50	1	RD/BN	4240	Battery Positive Voltage	VIII	-
51	2 2	RD/VT RD/VT	5340 5340	Battery Positive Voltage Battery Positive Voltage	VI VII	NKC+UZ6-IOR UQA+IOT
52	0.35	RD/BN	1440	Battery Positive Voltage	IV	-
53	2.5	RD/YE	3740	Battery Positive Voltage	III	-
54	2	BK	1650	Ground	VI	-
55	0.35 0.35	RD/GY RD/GY	2140 2140	Battery Positive Voltage Battery Positive Voltage	VII IV	LYX/LFV/LTG UE3
56	0.35	RD/BN	2240	Battery Positive Voltage	IV	-
57	0.35	RD/GN	2440	Battery Positive Voltage	IV	-
58	0.35	RD/BU	2540	Battery Positive Voltage	IV	-
59	1 0.75 0.75	RD/YE RD/YE RD/YE	5040 5040 5040	Battery Positive Voltage Battery Positive Voltage Battery Positive Voltage	VIII VIII VII	IO5/IO6 IOB UKS
60	0.35	BK	1650	Ground	IV	TB4
61	0.5	RD/BU	5240	Battery Positive Voltage	IV	-
64	0.35	GY/VT	3264	Logistic Mode Relay Close Control	I	-
65	0.35	BK	1650	Ground	I	-
66	0.35	VT/BU	3263	Logistic Mode Relay Open Control	I	-
69	4	GY/BN	3761	Infotainment Regulated Control	IX	-
70	0.35 0.35	BU/WH BU/WH	6128 6128	Rear Closure Unlatch Motor Unlatch Control Rear Closure Unlatch Motor Unlatch Control	VII IV	T4A+MAH/MBC/MCX/MBI-D2UG TB4
71	0.35	GY/YE	6188	Lift Glass/Rear Compartment Lid Motor Release Control	IV	TB4
74	4	RD/GY	142	Battery Positive Voltage	IX	-
75	4	GY/BN	3761	Infotainment Regulated Control	XI	-

X53A FUSE BLOCK - REAR BODY LABEL

-

Connector Part Information

- Harness Type: Body
- OEM Connector: 23277914
- Service Connector: Service by Component Assembly - See Part Catalog
- Description: Wire Entry Fuse Block

Terminal Part Information

Terminal Type ID	Terminated Lead	Diagnostic Test Probe	Terminal Removal Tool	Service Terminal	Tray Name	Core Crimp	Insulation Crimp
I	13327158	J-35616-42 (RD)	J-38125-215A	Not Required	Not Required	Not Required	Not Required
II	13327178	J-35616-43 (RD)	J-38125-215A	Not Required	Not Required	Not Required	Not Required
III	13575490	J-35616-35 (VT)	J-38125-215A	Not Required	Not Required	Not Required	Not Required

Terminal Type ID	Terminated Lead	Diagnostic Test Probe	Terminal Removal Tool	Service Terminal	Tray Name	Core Crimp	Insulation Crimp
IV	13575491	J-35616-35 (VT)	J-38125-215A	Not Required	Not Required	Not Required	Not Required
V	13575523	J-35616-42 (RD)	J-38125-215A	Not Required	Not Required	Not Required	Not Required
VI	13575771	J-35616-42 (RD)	J-38125-215A	Not Required	Not Required	Not Required	Not Required
VII	13575780	J-35616-35 (VT)	J-38125-215A	Not Required	Not Required	Not Required	Not Required
VIII	13575781	J-35616-35 (VT)	J-38125-215A	Not Required	Not Required	Not Required	Not Required
IX	13586058	J-35616-42 (RD)	J-38125-215A	Not Required	Not Required	Not Required	Not Required
X	19355423	J-35616-22 (RD)	J-38125-12A	Not Required	Not Required	Not Required	Not Required
XI	19367541	J-35616-42 (RD)	J-38125-215A	Not Required	Not Required	Not Required	Not Required
XII	19368322	J-35616-35 (VT)	J-38125-215A	Not Required	Not Required	Not Required	Not Required
XIII	19368322	J-35616-43 (RD)	J-38125-215A	Not Required	Not Required	Not Required	Not Required
XIV	19368417	J-35616-22 (RD)	J-38125-12A	Not Required	Not Required	Not Required	Not Required
XV	Not Required	No Tool Required	No Tool Required	Not Required	Not Required	Not Required	Not Required

Pin	Size	Color	Circuit	Function	Terminal Type ID	Option
A4	3	GN/GY	9	Park Lamp Control	XII	YTH
A5	3	GN/GY	9	Park Lamp Control	XII	YTH
A8	0.35	RD/VT	1940	Battery Positive Voltage	III	F48+YTH
A9	0.35	RD/GN	1540	Battery Positive Voltage	III	-
A10	1.5	RD/VT	3340	Battery Positive Voltage	IV	KC8+YTH
A11	2.5	RD/VT	1640	Battery Positive Voltage	II	F48+YTH
A16	0.35	WH/YE	1204	Left Park Lamp Control	III	(YTH+MAH/MBC/MCX/MAO/MBI/D2UG/V9V)/(UGE+YTH)
A17	0.35	VT	1203	Right Park Lamp Control	III	(YTH+MAH/MBC/MCX/MAO/MBI/D2UG/V9V)/(UGE+YTH)
A20	3	RD/WH	1340	Battery Positive Voltage	XIII	NDE+YTH
A21	3	RD/GN	502	Battery Positive Voltage	XIII	YTH+TB5/TC2
A23	1.5	RD/GN	502	Battery Positive Voltage	II	NDE+YTH
A24	2.5	RD/GY	3540	Battery Positive Voltage	II	YTH+TB5/TC2
A26	2	RD/YE	240	Battery Positive Voltage	VIII	YTH+AG2/ADT

mcx30.com

Pin	Size	Color	Circuit	Function	Terminal Type ID	Option
A27	0.35	RD/GN	3840	Battery Positive Voltage	III	(A45/A74+YTH)/(UEU/UHX+YTH-EPH)/(EPH+UKC+YTH)
A28	2	RD/BU	540	Battery Positive Voltage	VIII	YTH+C3U/CF5
A29	0.35	RD/BN	1140	Battery Positive Voltage	III	UKC+YTH
A31	0.5	RD/GN	1840	Battery Positive Voltage	VII	KA6+YTH
A32	1.5	RD/YE	740	Battery Positive Voltage	IV	YTH-NDE-TB5-TC2-V92
A33	0.5	RD/BN	5940	Battery Positive Voltage	VII	KA6+YTH
B2	2.5	BU	3921	DEF Heater Supply 1	X	NDE+YTH
B4	0.75	RD/GN	502	Battery Positive Voltage	IX	NDE+YTH
B6	0.35	GN/BU	3889	DEF Power Module Relay Control	IX	NDE+YTH
B8	3	RD/WH	1340	Battery Positive Voltage	XIV	NDE+YTH
C11	0.5 1.5	RD/GN RD/YE	502 740	Battery Positive Voltage Battery Positive Voltage	I VI	YTH+V92/TB5/TC2/NDE YTH-NDE-TB5-TC2-V92
C12	0.35	BU	45	Park Lamp Relay Control	V	YTH+RHD/MVL/MAY/MBA/MAM/MJL/MAW/MQL/MDW-EPH
C13	3	GN/GY	9	Park Lamp Control	XI	YTH
C15	1.5 1.5	RD/GN RD/YE	502 740	Battery Positive Voltage Battery Positive Voltage	VI VI	YTH+V92/TB5/TC2/NDE YTH-NDE-TB5-TC2-V92
X4	8	RD/VT	102	Battery Positive Voltage	XV	YTH

X53A FUSE BLOCK - REAR BODY TOP VIEW

mx30.com

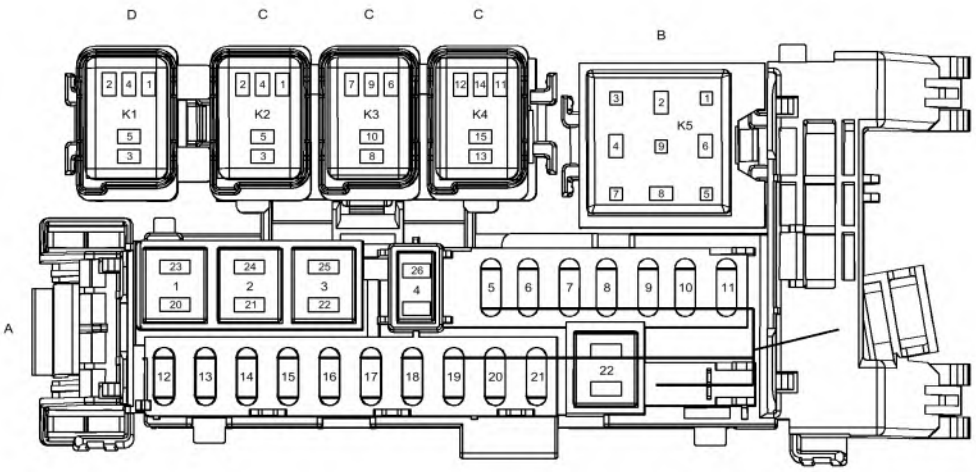

Fig. 9: X53A Fuse Block - Rear Body Top View
Courtesy of GENERAL MOTORS COMPANY

X53A Fuse Block - Rear Body Usage

No.	Device Label Name	Device Assigned Name	Rating	Description
Fuses				
1	EXH FUEL HTR	F1RA Fuse	30A	• KR121A Reductant Control Module Relay 1 (LH7)
2	L/GATE	F2RA Fuse	30A	• K39 Liftgate Control Module (TB5)
3	TRLR AUX PWR	F3RA Fuse	30A	• X88 Trailer Connector (V92)
4	PWR SEAT	F4RA Fuse	25A	• S64P Seat Adjuster Switch - Passenger
5	MSM	F5RA Fuse	10A	• K40D Seat Memory Control Module - Driver (A45)
6	S/ROOF	F6RA Fuse	30A	• K61 Sunroof Control Module (C3U)
7	SBZA	F7RA Fuse	7.5A	• B218L Side Object Sensor Module - Left (UKC) • B218R Side Object Sensor Module - Right (UKC)
8	TRLR_BCK/UP	F8RA Fuse	10A	• KR61 Trailer Backup Lamps Relay (V92)

mcx30.com

No.	Device Label Name	Device Assigned Name	Rating	Description
9	RR HTD/SEAT 1	F9RA Fuse	15A	• K29R Seat Heating Control Module - Rear (KA6) • S32LR Seat Heating Switch - Left Rear (KA6) • S32RR Seat Heating Switch - Right Rear (KA6)
10	PRK	F10RA Fuse	25A	• KR53 Park Lamps Relay
11	RR HTD/SEAT 2	F11RA Fuse	15A	• K29R Seat Heating Control Module - Rear (KA6)
12	EMPTY	F12RA Fuse	-	• Not Used
13	TRLR PRK	F13RA Fuse	15A	• X88 Trailer Connector (V92)
14	RT TRLR TRN/SIG	F14RA Fuse	10A	• X88 Trailer Connector (-V92) • X88 Trailer Connector (V92)
15	LT PRK	F15RA Fuse	10A	• E2LF Side Marker Lamp - Left Front • E5LD Tail/Stop Lamp - Left Inner • E5LE Tail/Stop Lamp - Left Outer • E13LA Headlamp Assembly - Left • E42L Tail Lamp Assembly - Left • E43L Liftgate Tail Lamp Assembly - Left
16	RT PRK	F16RA Fuse	10A	• E2RF Side Marker Lamp - Right Front • E5RD Tail/Stop Lamp - Right Inner • E5RE Tail/Stop Lamp - Right Outer • E13RA Headlamp Assembly - Right • E42R Tail Lamp Assembly - Right • E43R Liftgate Tail Lamp Assembly - Right
17	EMPTY	F17RA Fuse	-	• Not Used
18	LT TRLR TRN/SIG	F18RA Fuse	10A	• X88 Trailer Connector (-V92) • X88 Trailer Connector (V92)
19	AWD	F19RA Fuse	10A	• K47 Rear Differential Clutch Control Module (F48)
20	LUM	F20RA Fuse	10A	• S65D Seat Lumbar Support Switch - Driver (AL9) • S65P Seat Lumbar Support Switch - Passenger (AT9)
21	REAR APO	F21RA Fuse	20A	• X80C Accessory Power Receptacle - Cargo (KC8)

mcx30.com

No.	Device Label Name	Device Assigned Name	Rating	Description
22	REAR AWD	F22RA Fuse	40A	• K47 Rear Differential Clutch Control Module (F48)
Relays				
K1	TRLR STOP/TRN	KR63R Trailer Stop/Turn Signal Lamp Relay - Right (V92)	-	• X88 Trailer Connector (V92)
K2	TRLR_BCK/UP	Trailer Backup Lamps Relay (V92)	-	• X88 Trailer Connector (V92)
K3	TRLR STOP/TRN	KR63L Trailer Stop/Turn Signal Lamp Relay - Left (V92)	-	• X88 Trailer Connector (V92)
K4	PRK	KR53 Park Lamps Relay	-	• F13RA • F15RA • F16RA
K5	DIESEL EXH FUEL TNK HTR	KR121A Reductant Control Module Relay 1	-	• K115 Reductant Control Module (LH7)

X53A FUSE BLOCK - REAR BODY WIRE ENTRY

-

Connector Part Information

- Harness Type: Body
- OEM Connector: 23277914
- Service Connector: Service by Component Assembly - See Part Catalog
- Description: -

Terminal Part Information

Terminal Type ID	Terminated Lead	Diagnostic Test Probe	Terminal Removal Tool	Service Terminal	Tray Name	Core Crimp	Insulation Crimp
I	13327178	J-35616-43 (RD)	J-38125-215A	Not Required	Not Required	Not Required	Not Required
II	13575490	J-35616-35 (VT)	J-38125-215A	Not Required	Not Required	Not Required	Not Required
III	13575491	J-35616-35 (VT)	J-38125-215A	Not Required	Not Required	Not Required	Not Required
IV	13575523	J-35616-42 (RD)	J-38125-215A	Not Required	Not Required	Not Required	Not Required
V	13575771	J-35616-42 (RD)	J-38125-215A	Not Required	Not Required	Not Required	Not Required
VI	13575780	J-35616-35 (VT)	J-38125-215A	Not Required	Not Required	Not Required	Not Required
VII	13575781	J-35616-35 (VT)	J-38125-215A	Not Required	Not Required	Not Required	Not Required
VIII	13586058	J-35616-42 (RD)	J-38125-11A	Not Required	Not Required	Not Required	Not Required
IX	19355423	J-35616-22 (RD)	J-38125-12A	Not Required	Not Required	Not Required	Not Required
X	19367541	J-35616-42 (RD)	J-38125-215A	Not Required	Not Required	Not Required	Not Required
XI	19368322	J-35616-35 (VT)	J-38125-215A	Not Required	Not Required	Not Required	Not Required
XII	19368322	J-35616-43 (RD)	J-38125-215A	Not Required	Not Required	Not Required	Not Required

mcx30.com

Terminal Type ID	Terminated Lead	Diagnostic Test Probe	Terminal Removal Tool	Service Terminal	Tray Name	Core Crimp	Insulation Crimp
XIII	19368417	J-35616-22 (RD)	J-38125-12A	Not Required	Not Required	Not Required	Not Required
XIV	Not Required	No Tool Required	No Tool Required	Not Required	Not Required	Not Required	Not Required

Pin	Size	Color	Circuit	Function	Terminal Type ID	Option
A4	3	GN/GY	9	Park Lamp Control	XI	MY19+YTH
A5	3	GN/GY	9	Park Lamp Control	XI	MY19+YTH
A8	0.35	RD/VT	1940	Battery Positive Voltage	II	MY19+F48+YTH
A9	0.35	RD/GN	1540	Battery Positive Voltage	II	-
A10	1.5	RD/VT	3340	Battery Positive Voltage	I	MY19+KC8+YTH
A11	2.5	RD/VT	1640	Battery Positive Voltage	I	MY19+KC8+YTH
A16	0.35	WH/YE	1204	Left Park Lamp Control	II	(MY19+YTH+MAH/MBC/MCX/MAO/MBI/D2UG/V9V)/(MY19+UGE+YTH)
A17	0.35	VT	1203	Right Park Lamp Control	II	(MY19+YTH+MAH/MBC/MCX/MAO/MBI/D2UG/V9V)/(MY19+UGE+YTH)
A20	3	RD/WH	1340	Battery Positive Voltage	XII	MY19+NDE+YTH
A21	3	RD/GN	502	Battery Positive Voltage	XII	MY19+YTH+TB5/TC2
A23	1.5	RD/GN	502	Battery Positive Voltage	I	MY19+NDE+YTH
A24	2.5	RD/GY	3540	Battery Positive Voltage	I	MY19+YTH+TB5/TC2
A26	2	RD/YE	240	Battery Positive Voltage	VII	MY19+YTH+AG2/ADT
A27	0.35	RD/GN	3840	Battery Positive Voltage	II	(MY19+A45/A74+YTH)/(MY19+UEU/UHX+YTH-EPH)/(MY19+EPH+UKC+YTH)
A28	2	RD/BU	540	Battery Positive Voltage	VII	MY19+YTH+C3U/CF5
A29	0.35	RD/BN	1140	Battery Positive Voltage	II	MY19+UKC+YTH
A31	0.5	RD/GN	1840	Battery Positive Voltage	VI	MY19+KA6+YTH
A32	1.5	RD/YE	740	Battery Positive Voltage	III	MY19+YTH-NDE-TB5-TC2-V92

mcx30.com

Pin	Size	Color	Circuit	Function	Terminal Type ID	Option
A33	0.5	RD/BN	5940	Battery Positive Voltage	VI	MY19+KA6+YTH
B2	2.5	BU	3921	DEF Heater Supply 1	IX	MY19+NDE+YTH
B4	0.75	RD/GN	502	Battery Positive Voltage	VIII	MY19+NDE+YTH
B6	0.35	GN/BU	3889	DEF Power Module Relay Control	VIII	MY19+NDE+YTH
B8	3	RD/WH	1340	Battery Positive Voltage	XIII	MY19+NDE+YTH
C11	0.5 1.5	RD/GN RD/YE	502 740	Battery Positive Voltage Battery Positive Voltage	IV V	MY19+YTH+V92/TB5/TC2/NDE MY19+YTH-NDE-TB5-TC2-V92
C12	0.35	BU	45	Park Lamp Relay Control	IV	MY19+YTH+RHD/MVL/MAY/MBA/MAM/MJL/MAW/MQL/MDW-EPH
C13	3	GN/GY	9	Park Lamp Control	X	MY19+YTH
C15	1.5 1.5	RD/GN RD/YE	502 740	Battery Positive Voltage Battery Positive Voltage	V V	MY19+YTH+V92/TB5/TC2/NDE MY19+YTH-NDE-TB5-TC2-V92
X4	8	RD/VT	102	Battery Positive Voltage	XIV	MY19+YTH

mcx30.com

Back To Article

FRONT OF VEHICLE/ENGINE COMPARTMENT COMPONENT VIEWS

BEHIND THE FRONT FASCIA

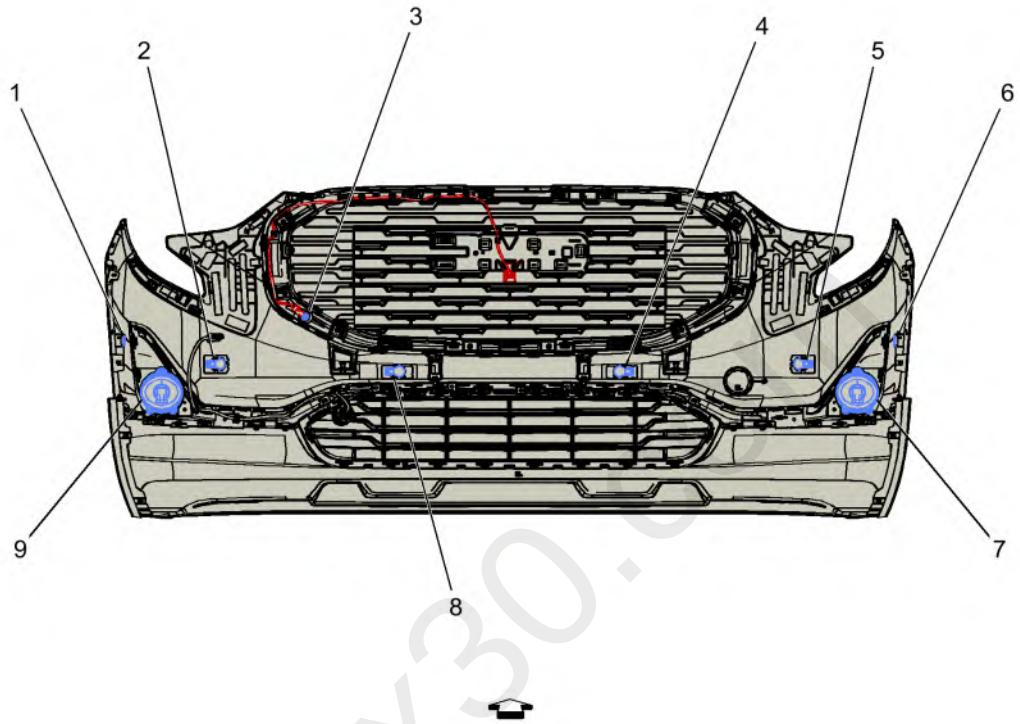

Fig. 1: Behind The Front Fascia
Courtesy of GENERAL MOTORS COMPANY

Items
1. B306K Parking Assist Sensor - Side Left Front (UFQ) B306K Parking Assist Sensor - Side Left Front (UFQ)
2. B306A Parking Assist Sensor - Front Left Outer (UD5/UFQ) B306A Parking Assist Sensor - Front Left Outer (UD5/UFQ)
3. B174G Frontview Camera - Grille (UVH) B174G Frontview Camera - Grille (UVH)
4. B306C Parking Assist Sensor - Front Right Middle (UD5/UFQ) B306C Parking Assist Sensor - Front Right Middle (UD5/UFQ)
5. B306D Parking Assist Sensor - Front Right Outer (UD5/UFQ) B306D Parking Assist Sensor - Front Right Outer (UD5/UFQ)
6. B306L Parking Assist Sensor - Side Right Front (UFQ) B306L Parking Assist Sensor - Side Right Front (UFQ)
7. E29RF Fog Lamp - Right Front (T3U) E29RF Fog Lamp - Right Front (T3U)
8. B306B Parking Assist Sensor - Front Left Middle (UD5/UFQ) B306B Parking Assist Sensor - Front Left Middle (UD5/UFQ)
9. E29LF Fog Lamp - Left Front (T3U) E29LF Fog Lamp - Left Front (T3U)

FRONT OF THE ENGINE COMPARTMENT AND TRANSMISSION (MNH)

mcx30.com

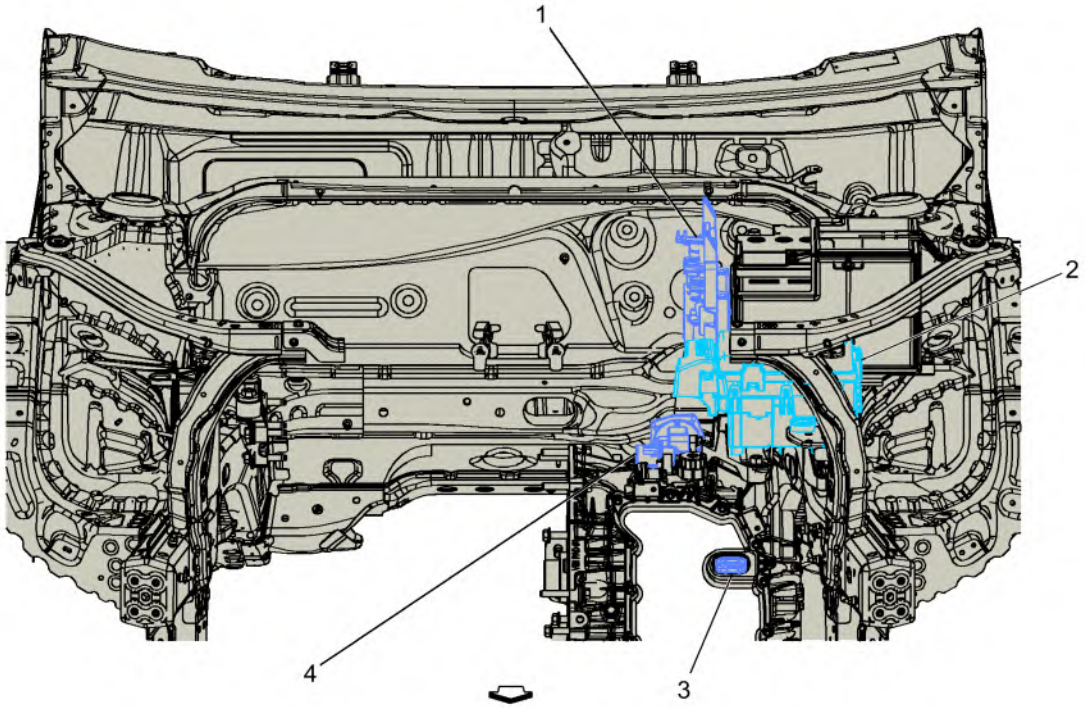

Fig. 2: Front Of The Engine Compartment And Transmission (MNH)
Courtesy of GENERAL MOTORS COMPANY

Items
1. K20 Engine Control Module **K20 Engine Control Module X1 (LH7)** **K20 Engine Control Module X1 (LTG)** **K20 Engine Control Module X1 (LYX)** **K20 Engine Control Module X2 (LH7)** **K20 Engine Control Module X2 (LTG)** **K20 Engine Control Module X2 (LYX)** **K20 Engine Control Module X3 (LH7)** **K20 Engine Control Module X3 (LTG)** **K20 Engine Control Module X3 (LYX)**
2. X50A Fuse Block - Underhood **X50A Fuse Block - Underhood X1** **X50A Fuse Block - Underhood X11** **X50A Fuse Block - Underhood X2** **X50A Fuse Block - Underhood X3** **X50A Fuse Block - Underhood X5 (LH7)** **X50A Fuse Block - Underhood X6** **X50A Fuse Block - Underhood X7** **X50A Fuse Block - Underhood X8** **X50A Fuse Block - Underhood X9**
3. Q8 Control Solenoid Valve Assembly **Q8 Control Solenoid Valve Assembly X1 (MHG/MNH/MNK)** **Q8 Control Solenoid Valve Assembly X2 (MHG/MNH/MNK)** **Q8 Control Solenoid Valve Assembly X3 (MHG/MNH/MNK)** **Q8 Control Solenoid Valve Assembly X4 (MHG/MNH/MNK)**
4. B280 Automatic Transmission Accumulator Solenoid Valve (KL9) **B280 Automatic Transmission Accumulator Solenoid Valve (KL9+MHG/MNH)**

COOLING FAN

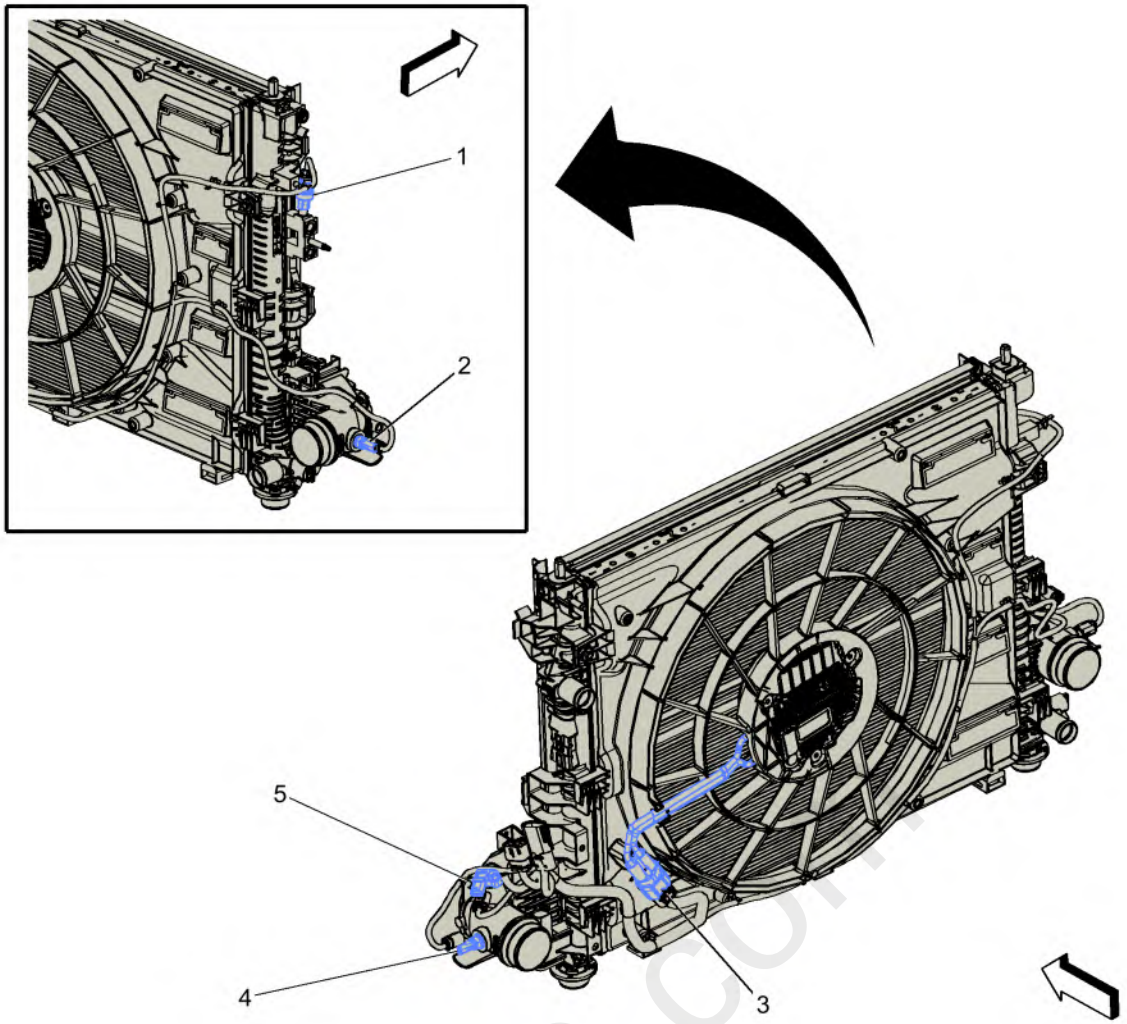

Fig. 3: Cooling Fan
Courtesy of GENERAL MOTORS COMPANY

Items
1. B1 A/C Refrigerant Pressure Sensor **B1 A/C Refrigerant Pressure Sensor**
2. B193A Charge Air Cooler Inlet Temperature Sensor (LH7) **B193A Charge Air Cooler Inlet Temperature Sensor (LH7)**
3. G10 Cooling Fan Motor **G10 Cooling Fan Motor**
4. B193B Charge Air Cooler Outlet Temperature Sensor (LH7) **B193B Charge Air Cooler Outlet Temperature Sensor (LH7)**
5. B111 Turbocharger Boost Sensor (LYX) **B111 Turbocharger Boost Sensor (LYX)**

LEFT FRONT OF THE VEHICLE

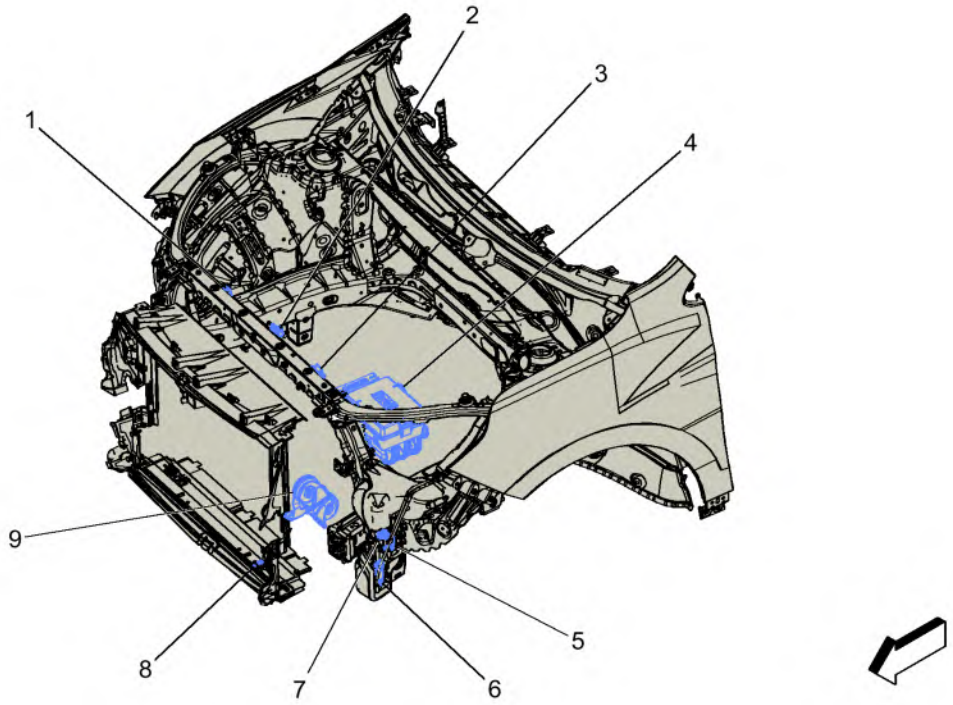

Fig. 4: Left Front Of The Vehicle
Courtesy of GENERAL MOTORS COMPANY

Items
1. B59R Front Impact Sensor - Right **B59R Front Impact Sensor - Right**
2. B55 Engine Hood Switch **B55 Engine Hood Switch**
3. B59L Front Impact Sensor - Left **B59L Front Impact Sensor - Left**
4. X50A Fuse Block - Underhood **X50A Fuse Block - Underhood X1** **X50A Fuse Block - Underhood X11** **X50A Fuse Block - Underhood X2** **X50A Fuse Block - Underhood X3** **X50A Fuse Block - Underhood X5 (LH7)** **X50A Fuse Block - Underhood X6** **X50A Fuse Block - Underhood X7** **X50A Fuse Block - Underhood X8** **X50A Fuse Block - Underhood X9**
5. G19 Rear Window Washer Pump **G19 Rear Window Washer Pump**
6. G24 Windshield Washer Pump **G24 Windshield Washer Pump**
7. B118B Windshield Washer Fluid Level Switch **B118B Windshield Washer Fluid Level Switch**
8. B9 Ambient Air Temperature Sensor **B9 Ambient Air Temperature Sensor**
9. P13 Horn Assembly **P13 Horn Assembly**

LEFT SIDE OF THE ENGINE COMPARTMENT (1 OF 2)

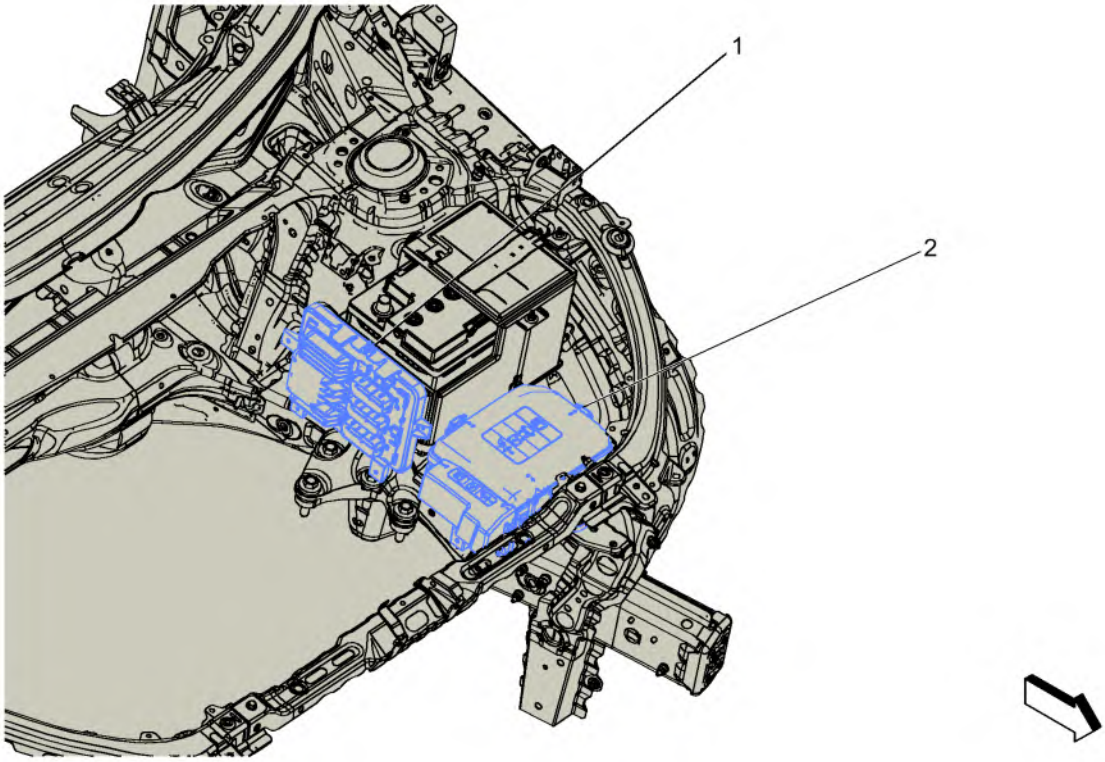

Fig. 5: Left Side Of The Engine Compartment (1 Of 2)
Courtesy of GENERAL MOTORS COMPANY

Items
1. K20 Engine Control Module K20 Engine Control Module X1 (LH7) K20 Engine Control Module X1 (LTG) K20 Engine Control Module X1 (LYX) K20 Engine Control Module X2 (LH7) K20 Engine Control Module X2 (LTG) K20 Engine Control Module X2 (LYX) K20 Engine Control Module X3 (LH7) K20 Engine Control Module X3 (LTG) K20 Engine Control Module X3 (LYX)
2. X50A Fuse Block - Underhood X50A Fuse Block - Underhood X1 X50A Fuse Block - Underhood X11 X50A Fuse Block - Underhood X2 X50A Fuse Block - Underhood X3 X50A Fuse Block - Underhood X5 (LH7) X50A Fuse Block - Underhood X6 X50A Fuse Block - Underhood X7 X50A Fuse Block - Underhood X8 X50A Fuse Block - Underhood X9

LEFT SIDE OF THE ENGINE COMPARTMENT (2 OF 2)

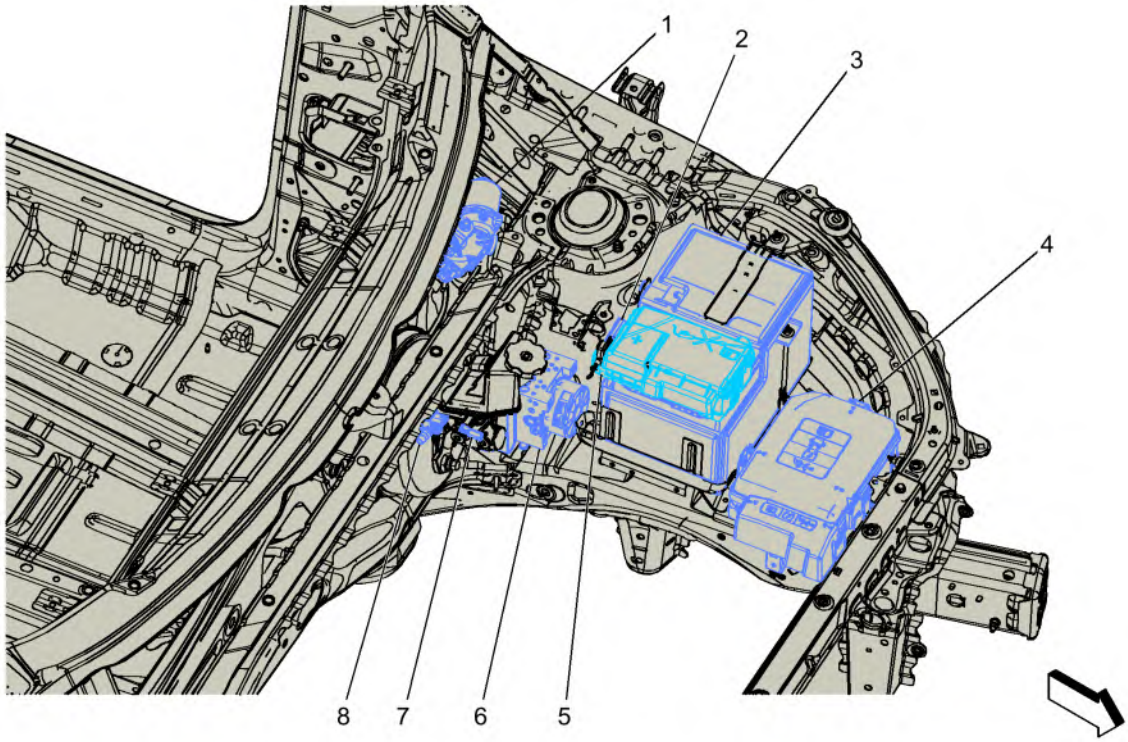

Fig. 6: Left Side Of The Engine Compartment (2 Of 2)
Courtesy of GENERAL MOTORS COMPANY

Items
1. M75 Windshield Wiper Motor **M75 Windshield Wiper Motor**
2. B110 Battery Sensor Module (KL9) **B110 Battery Sensor Module X1 (KL9)** **B110 Battery Sensor Module X2 (KL9)**
3. C1 Battery
4. X50A Fuse Block - Underhood **X50A Fuse Block - Underhood X1** **X50A Fuse Block - Underhood X11** **X50A Fuse Block - Underhood X2** **X50A Fuse Block - Underhood X3** **X50A Fuse Block - Underhood X5 (LH7)** **X50A Fuse Block - Underhood X6** **X50A Fuse Block - Underhood X7** **X50A Fuse Block - Underhood X8** **X50A Fuse Block - Underhood X9**
5. X50D Fuse Block - Battery **X50D Fuse Block - Battery X1** **X50D Fuse Block - Battery X2** **X50D Fuse Block - Battery X3 (KL9)** **X50D Fuse Block - Battery X4 (C32)** **X50D Fuse Block - Battery X5** **X50D Fuse Block - Battery X6** **X50D Fuse Block - Battery X7** **X50D Fuse Block - Battery X8**
6. K17 Electronic Brake Control Module **K17 Electronic Brake Control Module**
7. B20 Brake Fluid Level Switch **B20 Brake Fluid Level Switch**
8. B19B Brake Booster Vacuum Sensor **B19B Brake Booster Vacuum Sensor**

REAR OF THE ENGINE COMPARTMENT/POWER STEERING CONTROL MODULE

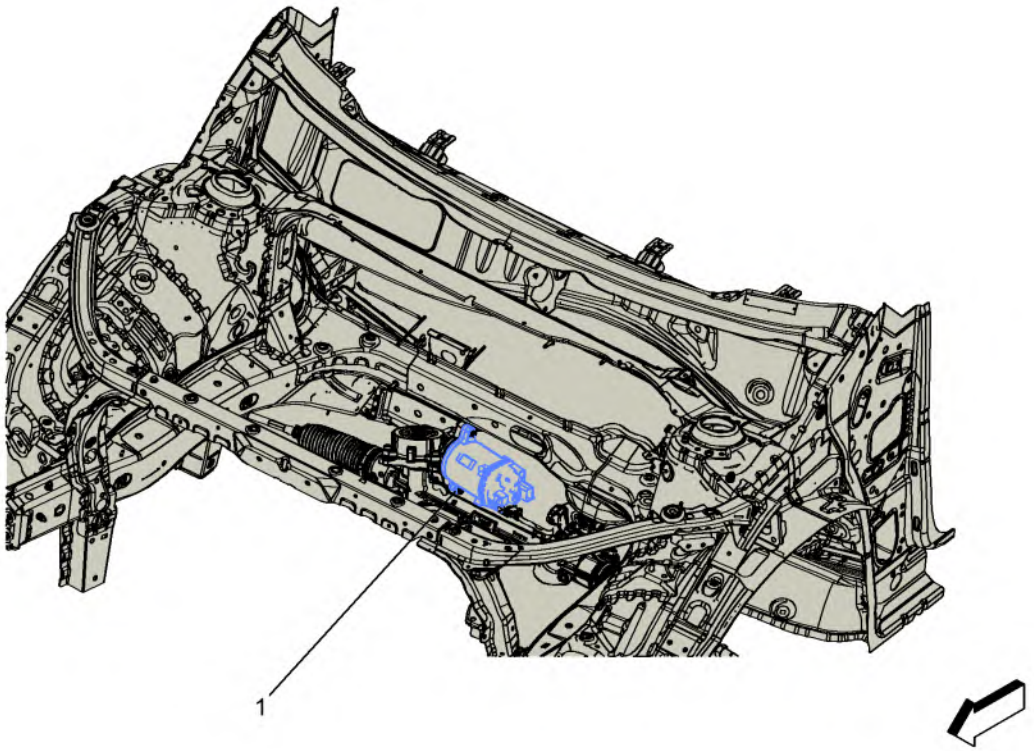

Fig. 7: Rear Of The Engine Compartment/Power Steering Control Module
Courtesy of GENERAL MOTORS COMPANY

Items
1. K43 Power Steering Control Module **K43 Power Steering Control Module X1** **K43 Power Steering Control Module X2**

mcx30.com

Back To Article

GROUND VIEWS

G100, AND G110

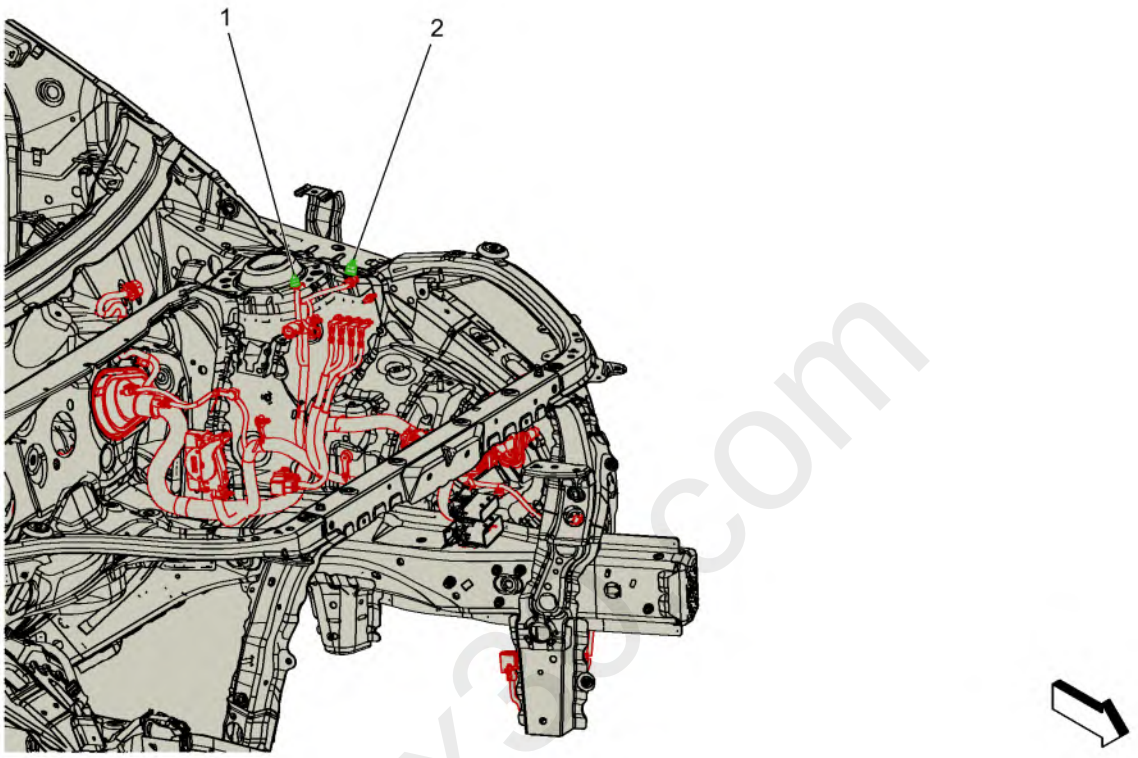

Fig. 1: G100, and G110
Courtesy of GENERAL MOTORS COMPANY

Items
1. G110 Body Harness
2. G100 Battery Negative Cable

G101 AND G102

mcx30.com

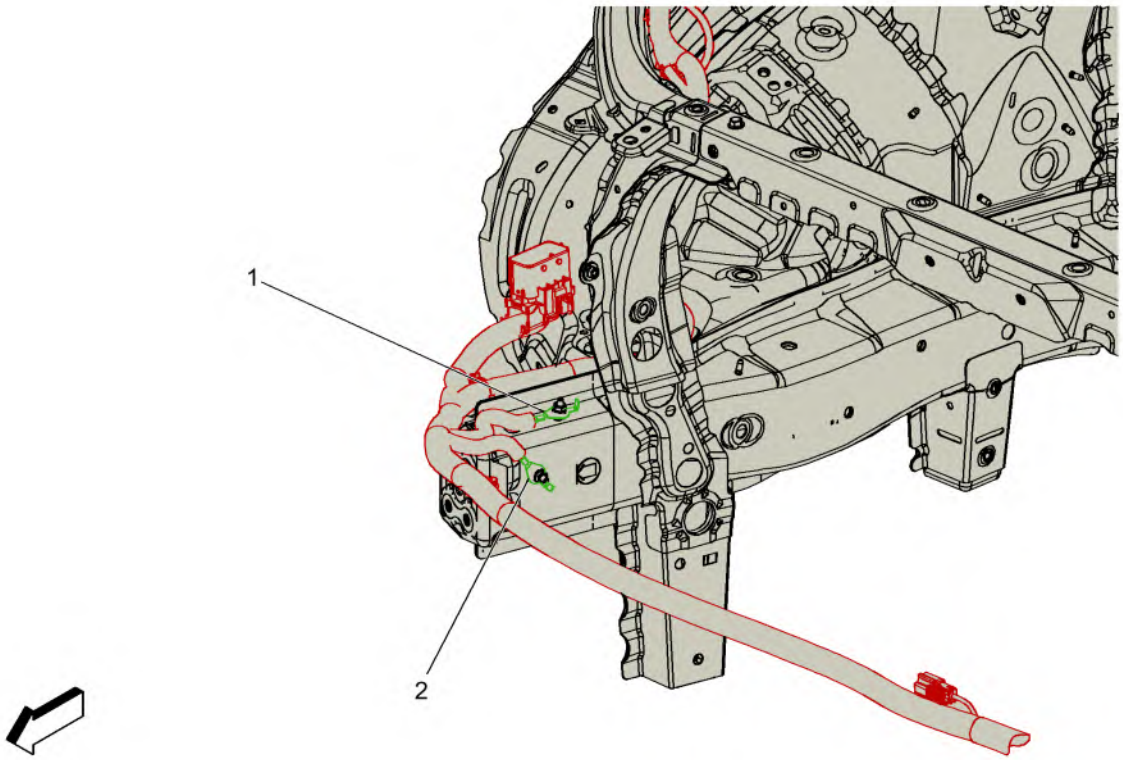

Fig. 2: G101 and G102
Courtesy of GENERAL MOTORS COMPANY

Items
1. G101 Forward Lamp Harness
2. G102 Forward Lamp Harness

G104 (LTG)

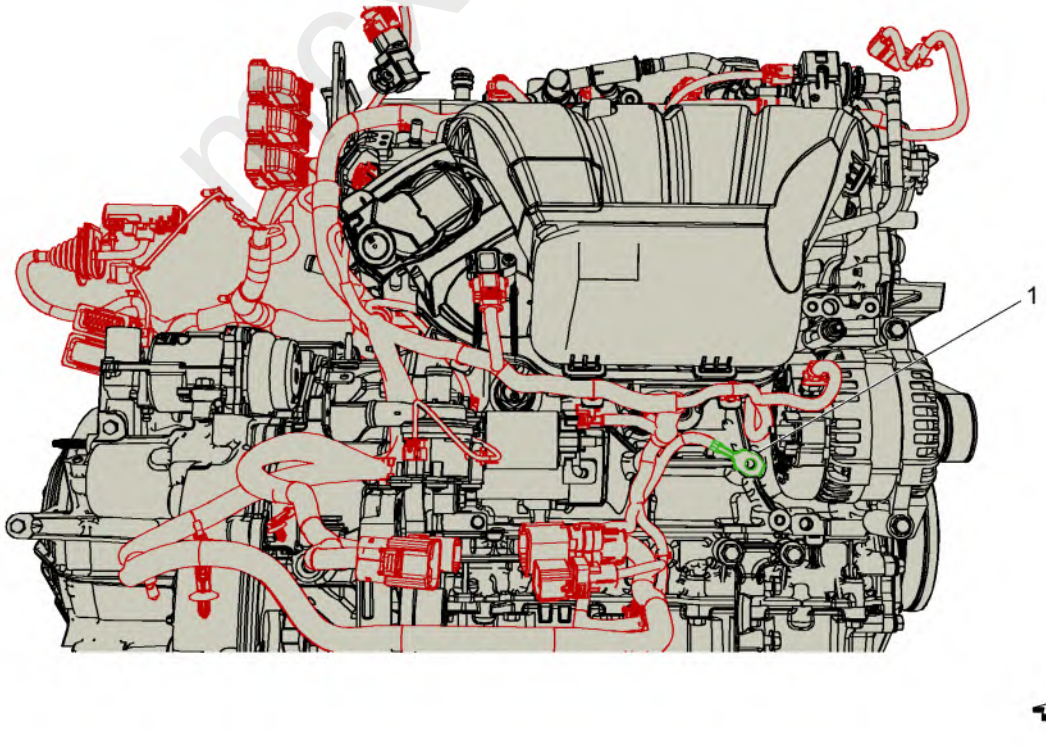

Fig. 3: G104 (LTG)
Courtesy of GENERAL MOTORS COMPANY

Items

Items
1. G104 Engine Harness

G105 (LTG)

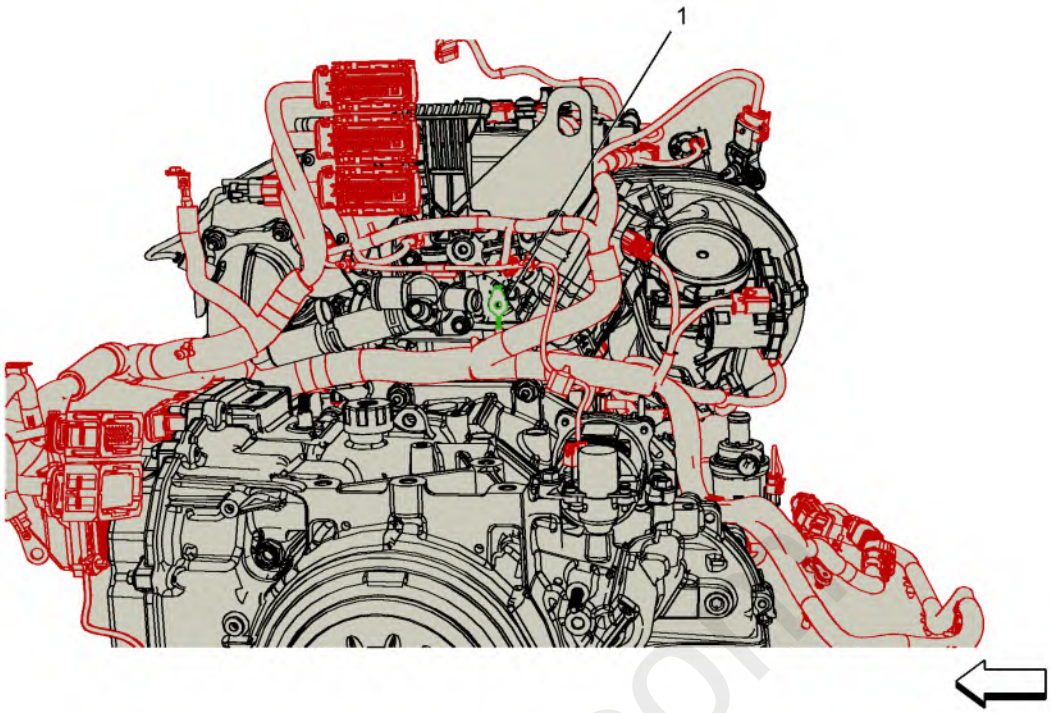

Fig. 4: G105 (LTG)
Courtesy of GENERAL MOTORS COMPANY

Items
1. G105 Engine Harness

G104 AND G105 (LH7)

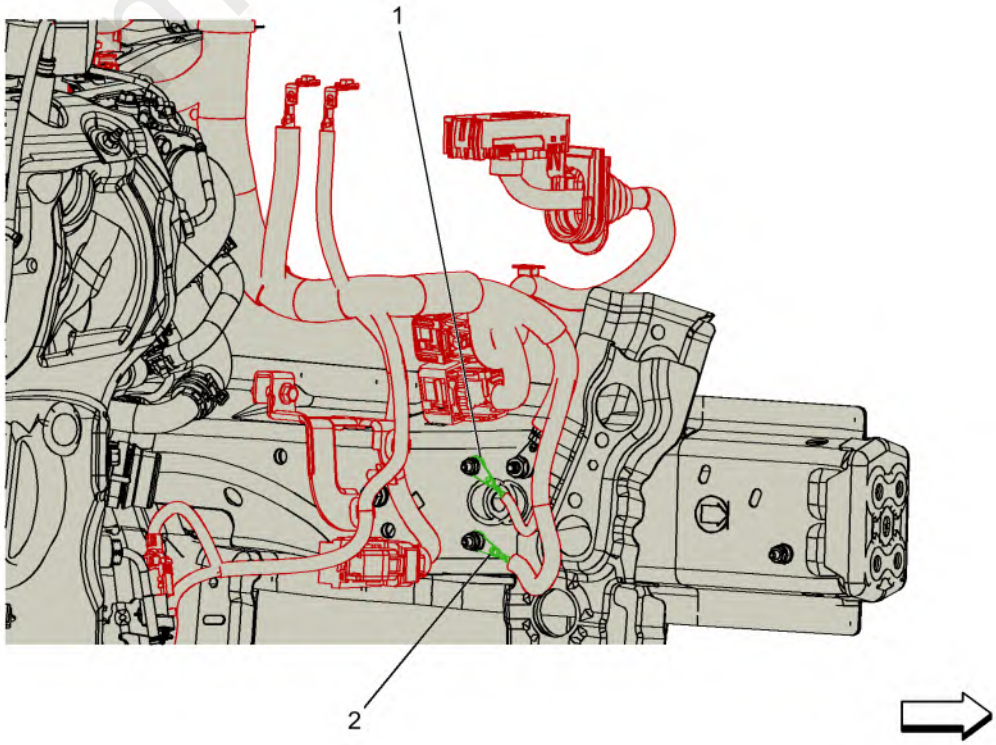

Fig. 5: G104 and G105 (LH7)
Courtesy of GENERAL MOTORS COMPANY

Items
1. G104 Engine Harness
2. G105 Engine Harness

G104, AND G105 (LYX)

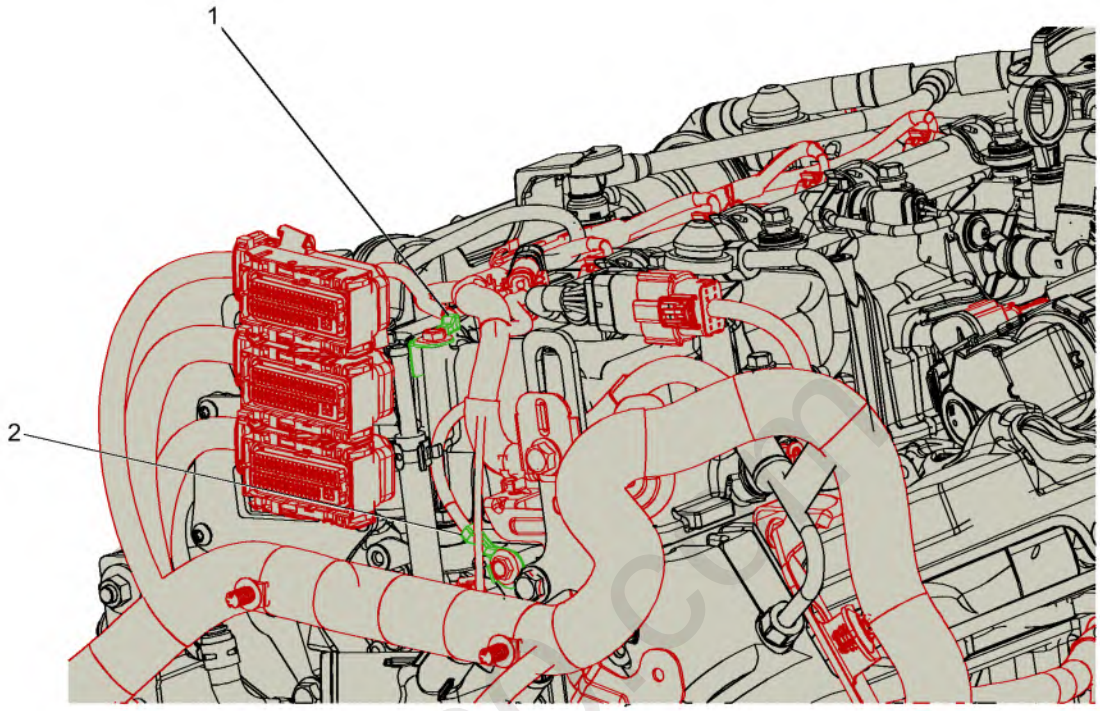

Fig. 6: G104, and G105 (LYX)
Courtesy of GENERAL MOTORS COMPANY

Items
1. G104 Engine Harness
2. G105 Engine Harness

G106

mc330.com

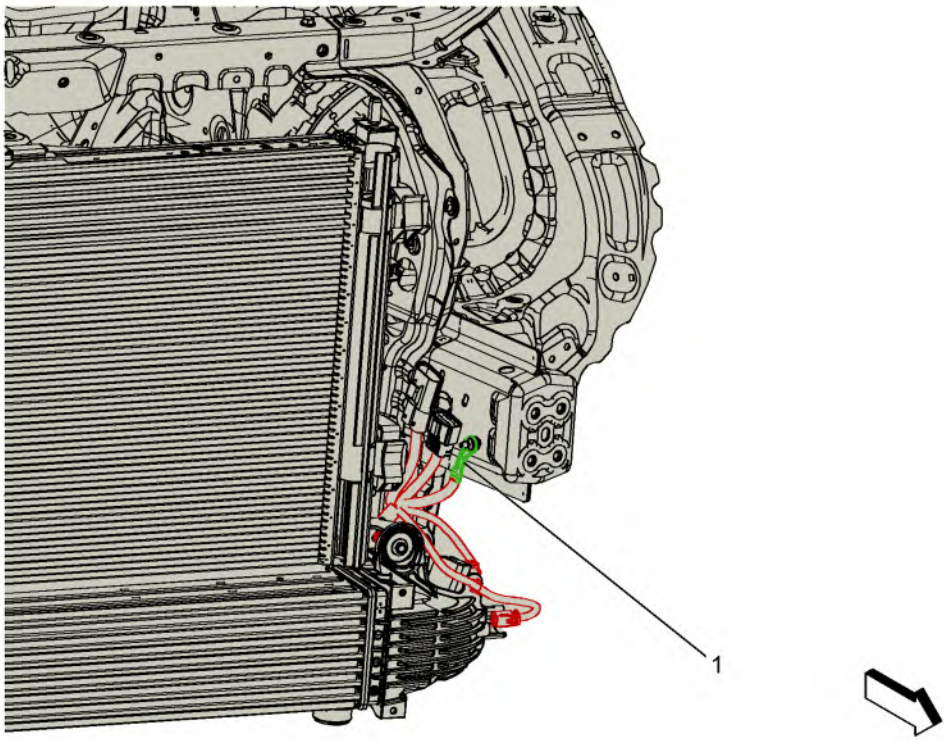

Fig. 7: G106
Courtesy of GENERAL MOTORS COMPANY

Items
1. G106 Engine Cooling Fan Harness

G107, AND G108

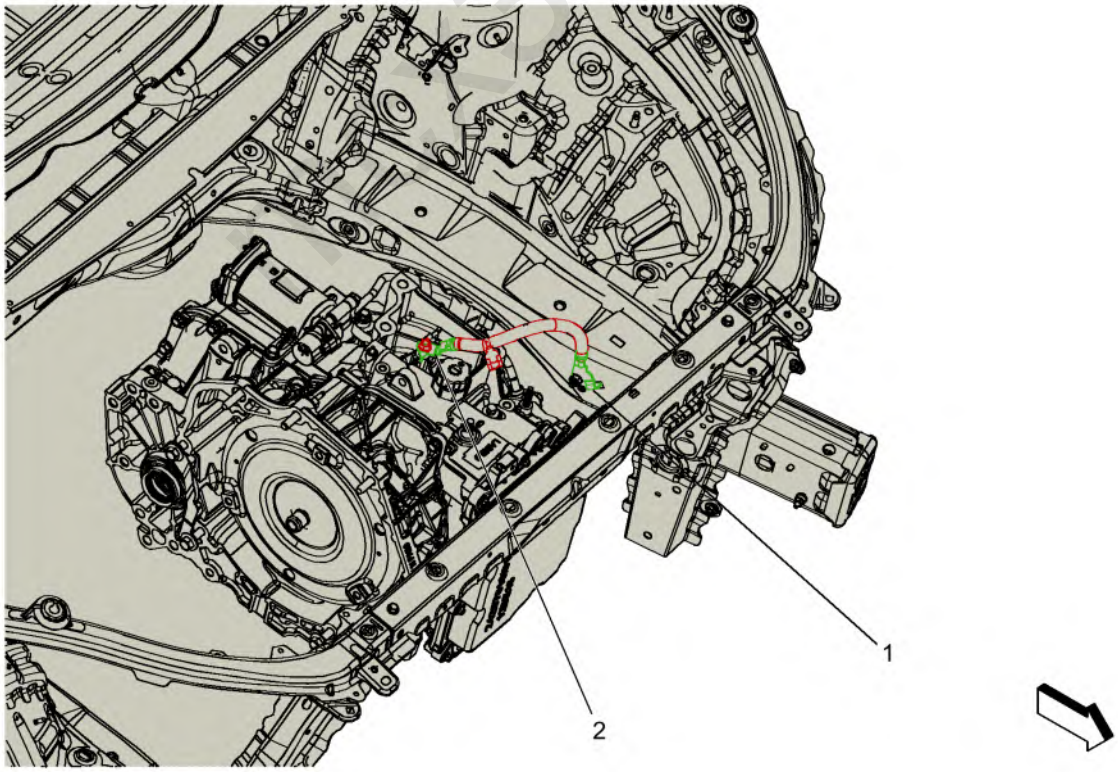

Fig. 8: G107, and G108
Courtesy of GENERAL MOTORS COMPANY

Items
1. G107 Body -Transmission Cable

Items
2. G108 Body -Transmission Cable

G112

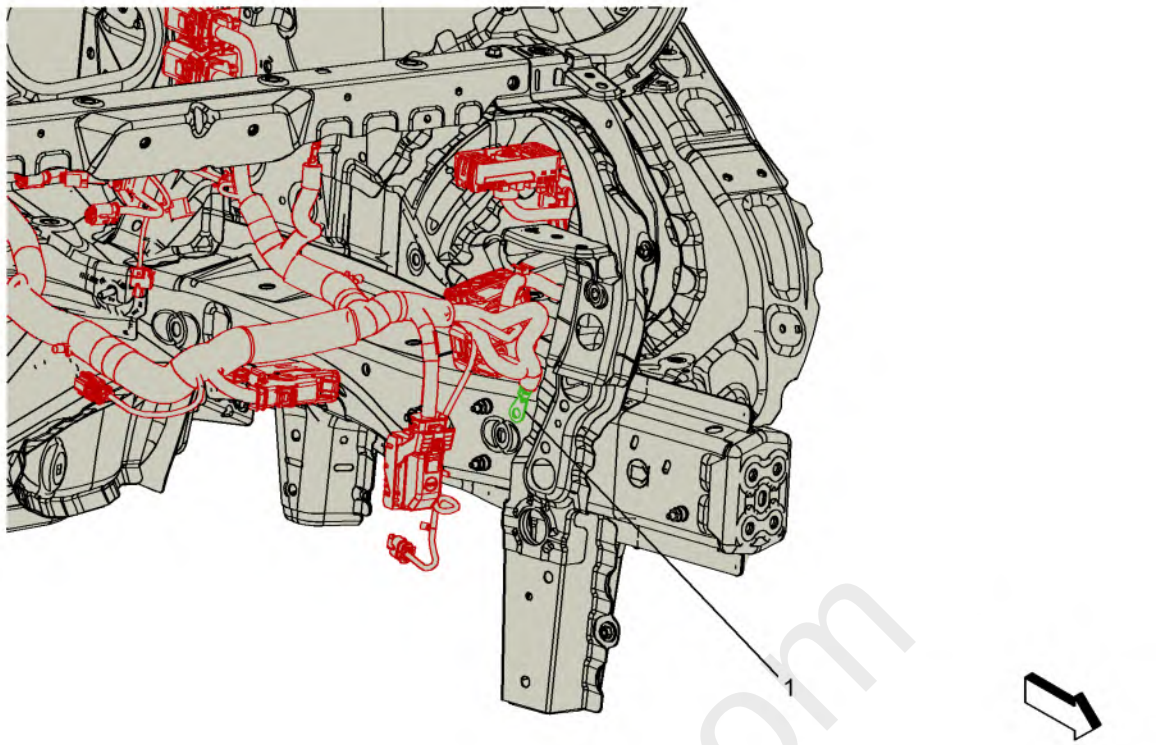

Fig. 9: G112
Courtesy of GENERAL MOTORS COMPANY

Items
1. G112 Power Steering Harness

G200

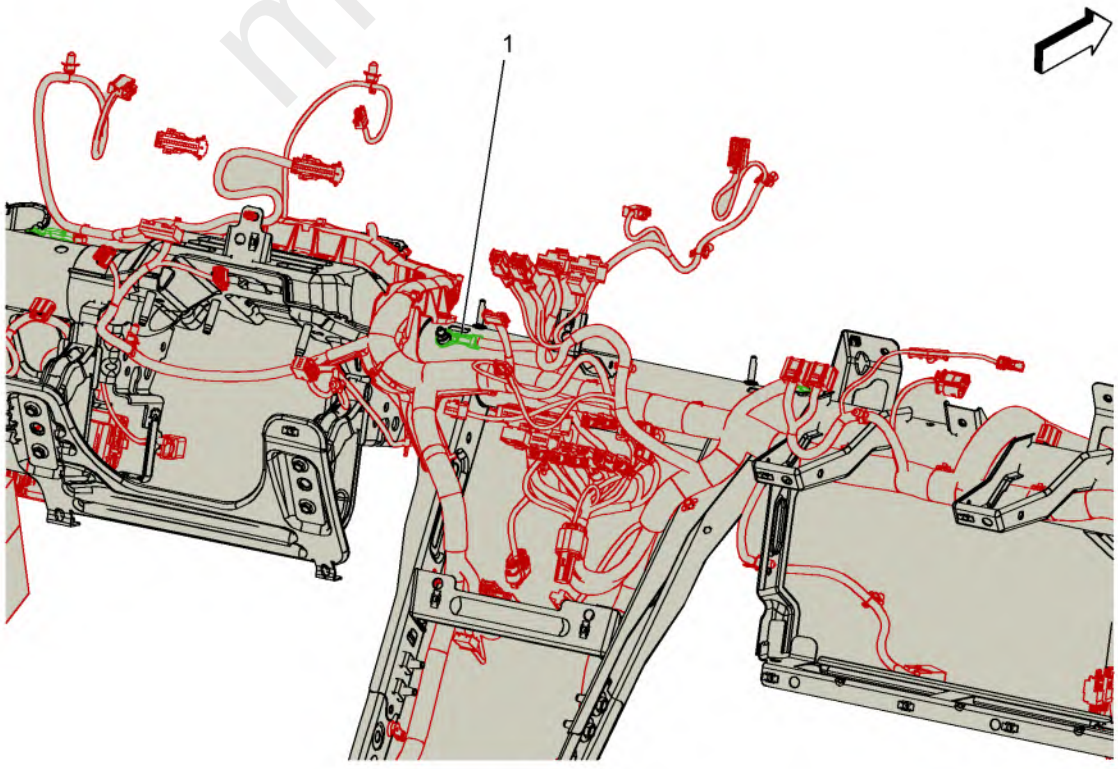

mcx30.com

Fig. 10: G200
Courtesy of GENERAL MOTORS COMPANY

Items
1. G200 Instrument Panel Harness

G201

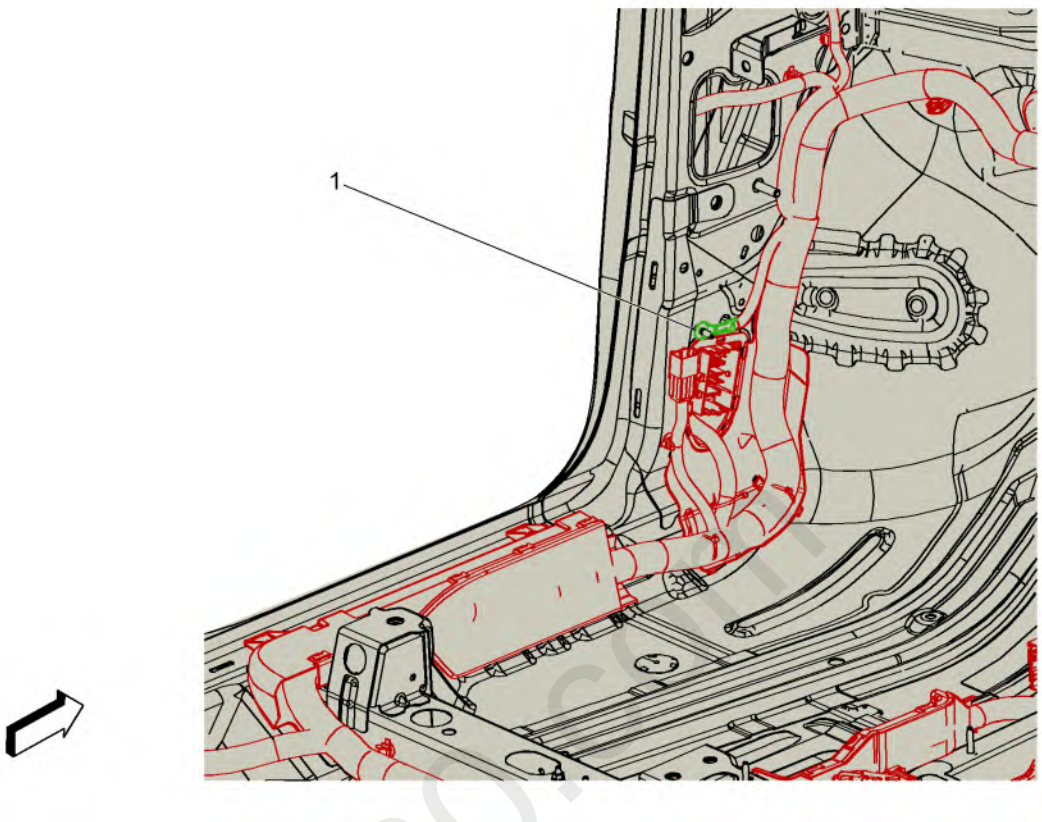

Fig. 11: G201
Courtesy of GENERAL MOTORS COMPANY

Items
1. G201 Instrument Panel Harness

G202

mcx30.com

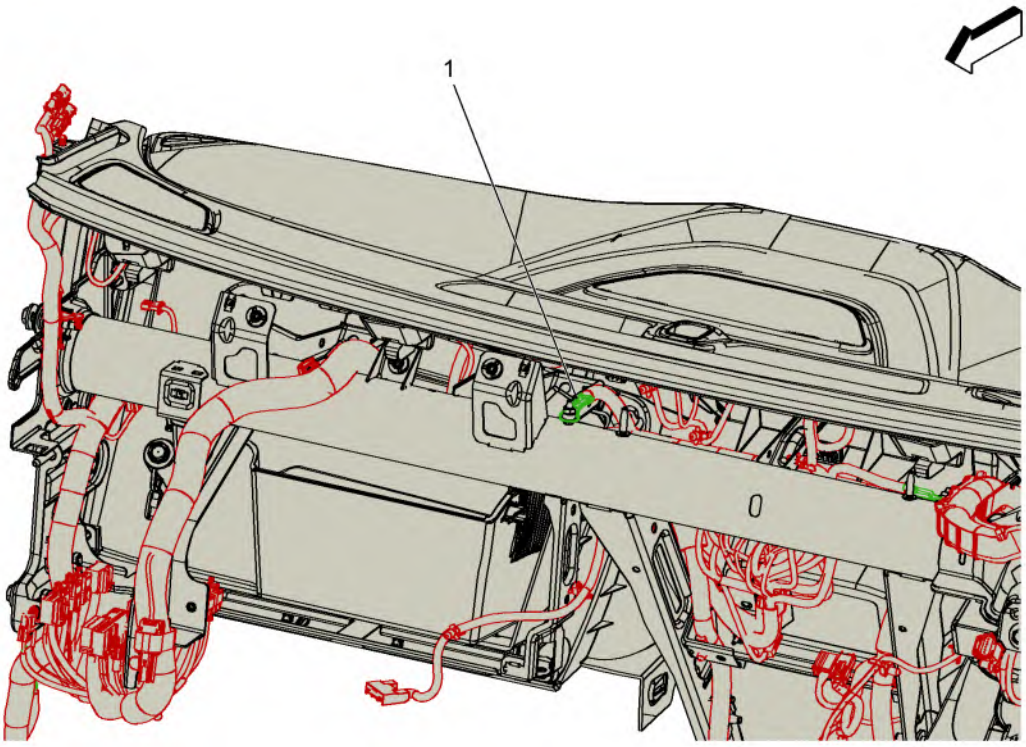

Fig. 12: G202
Courtesy of GENERAL MOTORS COMPANY

Items
1. G202 Instrument Panel Harness

G203

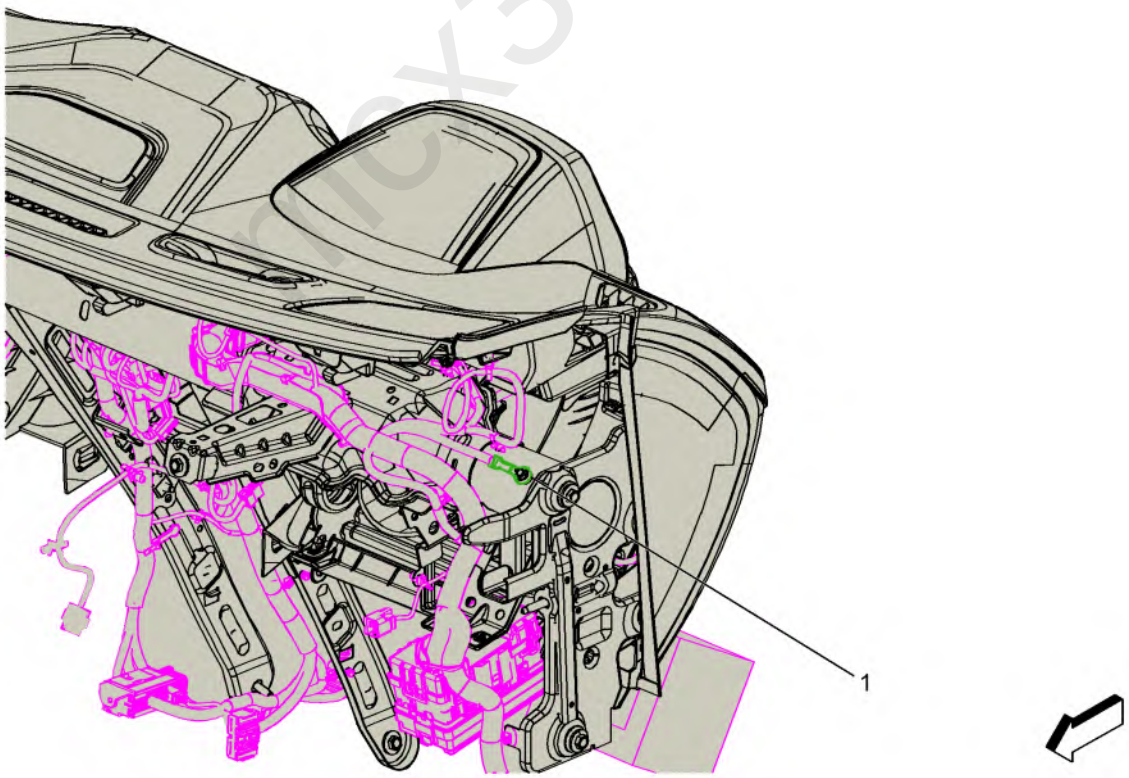

Fig. 13: G203
Courtesy of GENERAL MOTORS COMPANY

Items
1. G203 Instrument Panel Harness

G204

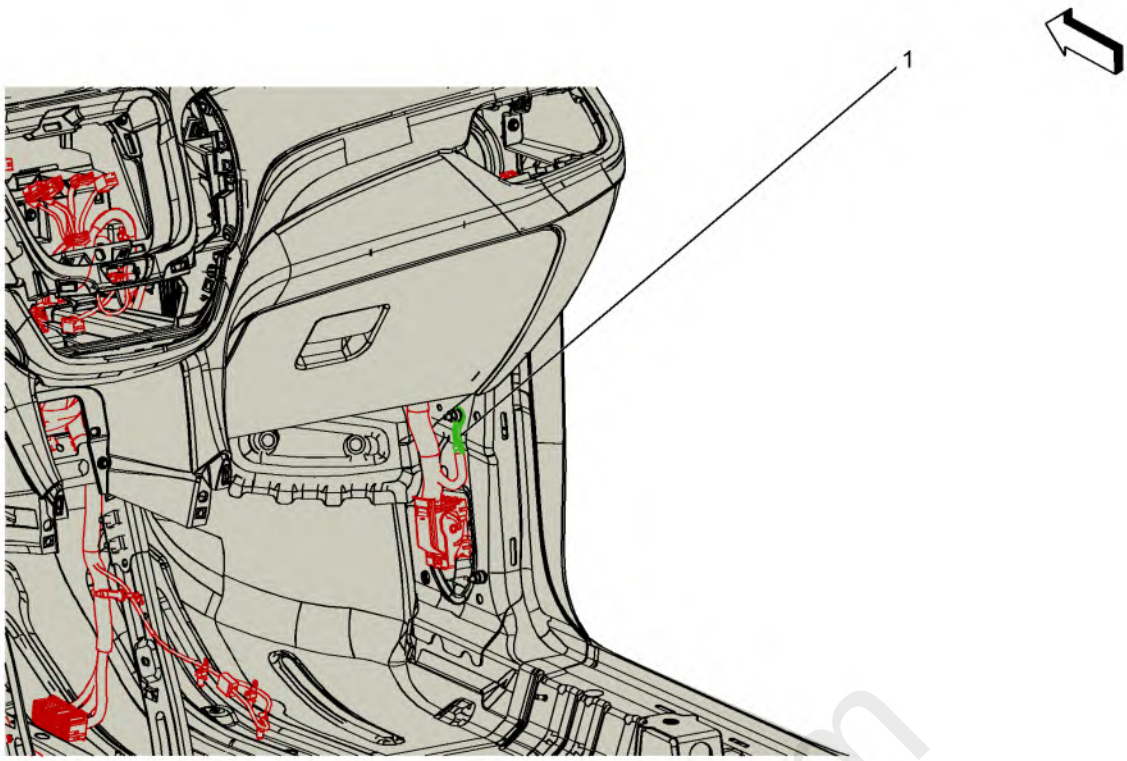

Fig. 14: G204
Courtesy of GENERAL MOTORS COMPANY

Items
1. G204 Instrument Panel Harness

G205

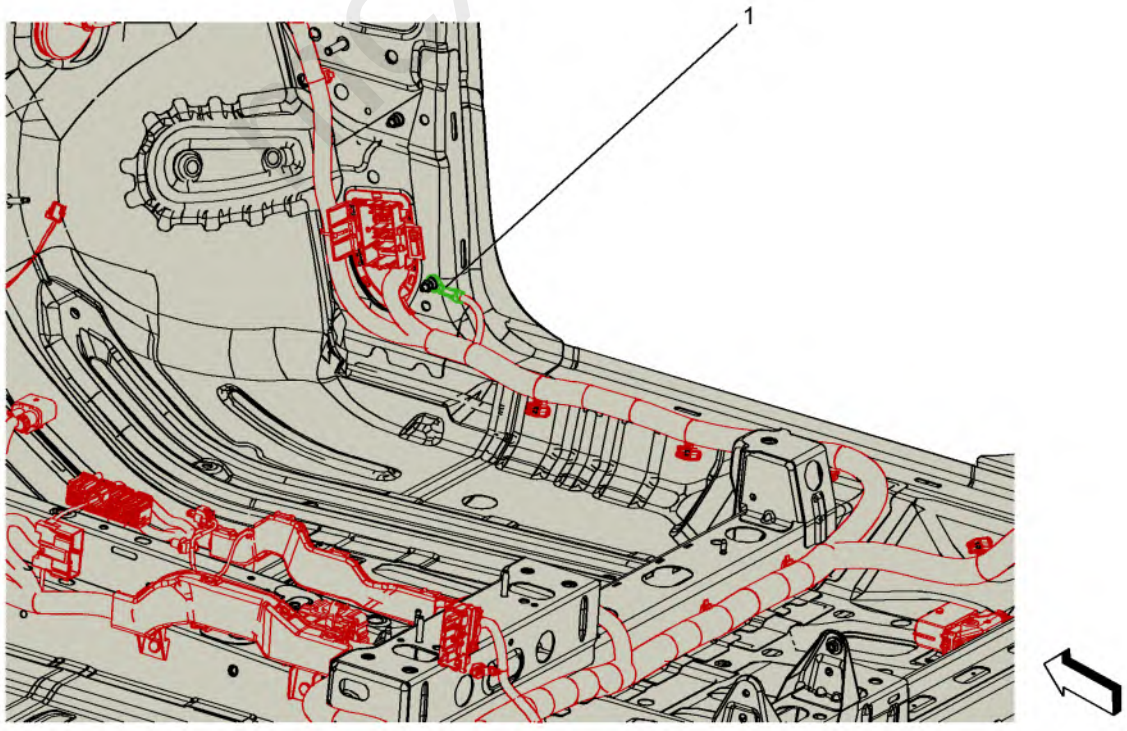

Fig. 15: G205
Courtesy of GENERAL MOTORS COMPANY

Items

Items
1. G205 Body Harness

G302, AND G303

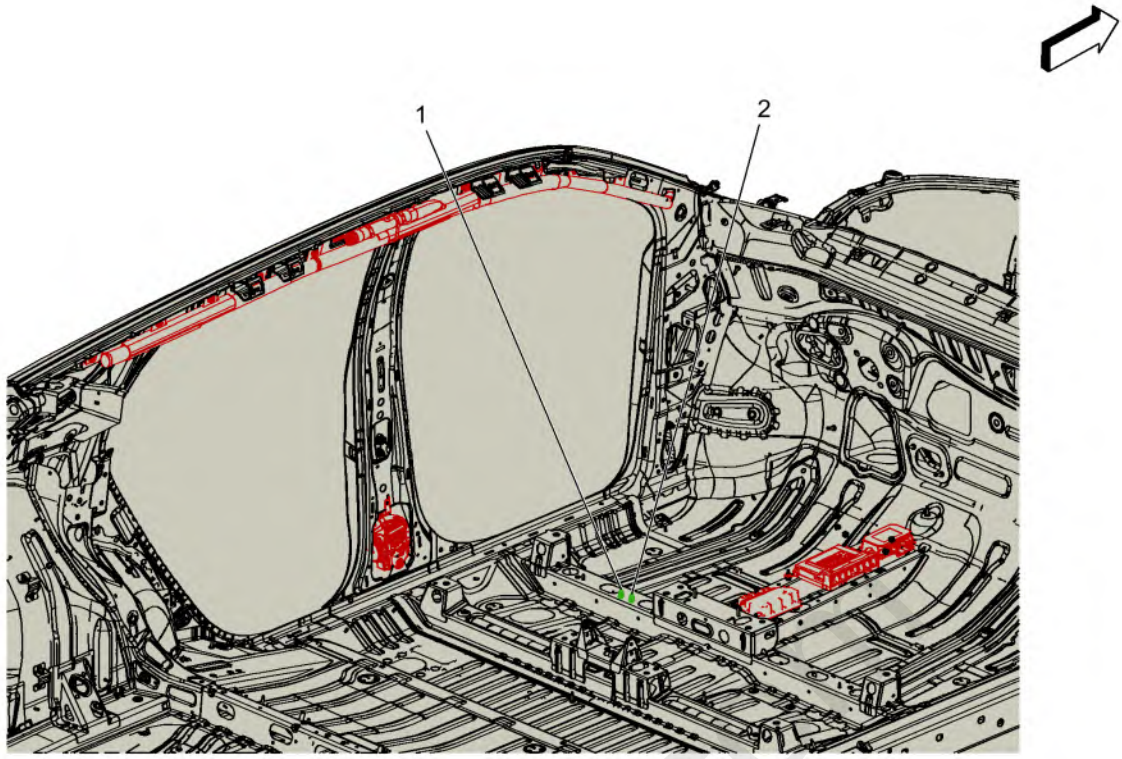

Fig. 16: G302, and G303
Courtesy of GENERAL MOTORS COMPANY

Items
1. G302 Body Harness
2. G303 Body Harness (C32)

G304

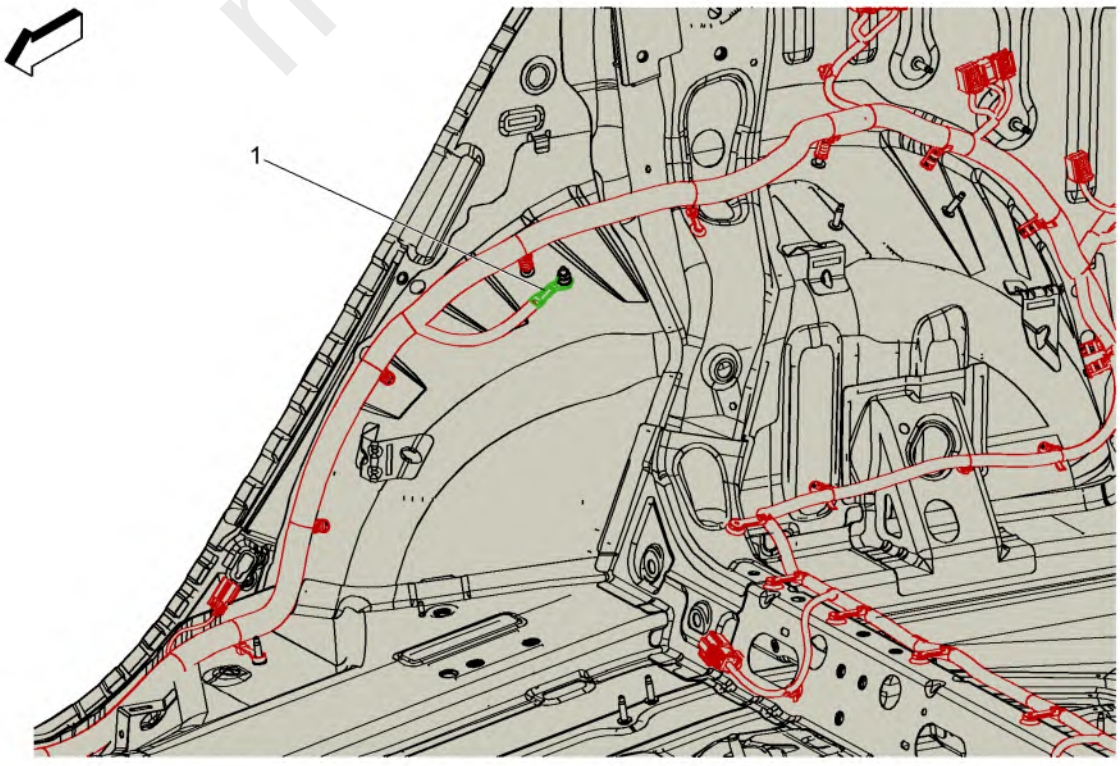

mcx30.com

Fig. 17: G304
Courtesy of GENERAL MOTORS COMPANY

Items
1. G304 Body Harness

G305

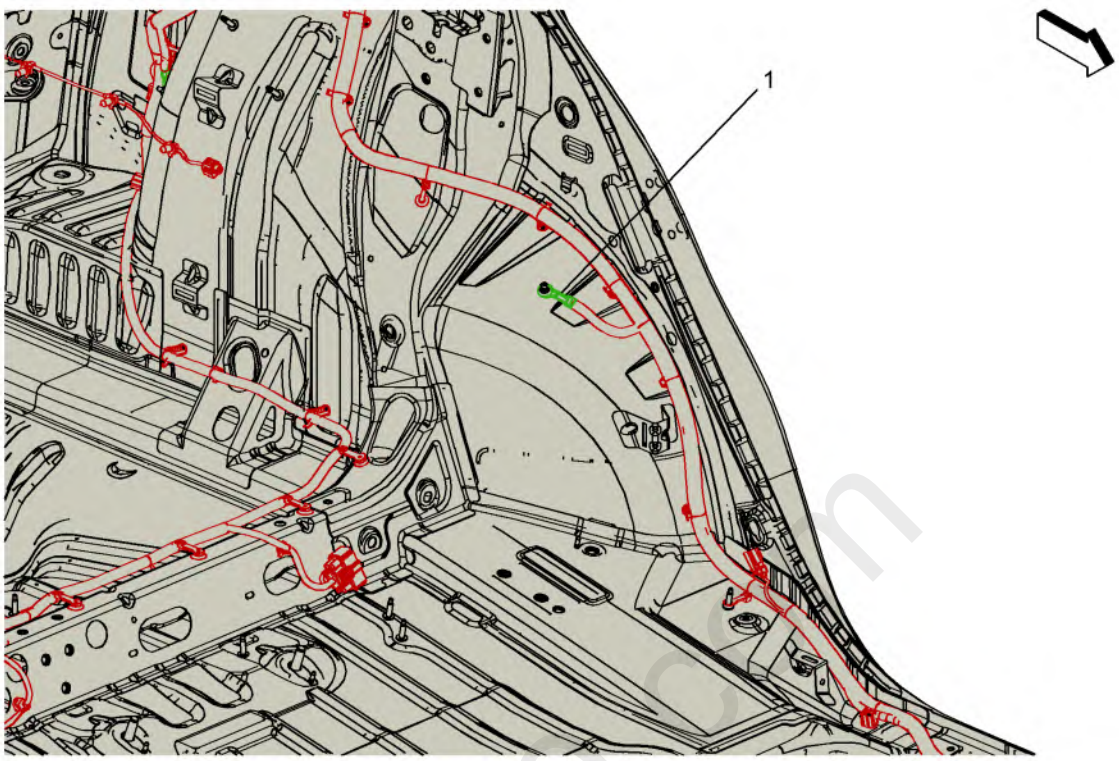

Fig. 18: G305
Courtesy of GENERAL MOTORS COMPANY

Items
1. G305 Body Harness

G400 (F48)

mcx30.com

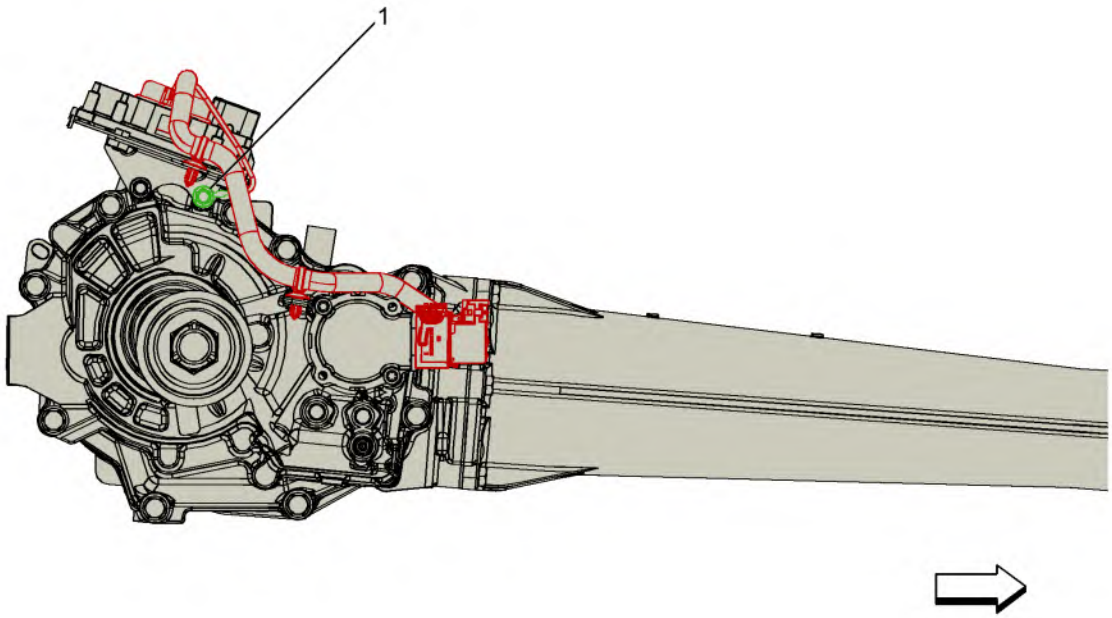

Fig. 19: G400 (F48)
Courtesy of GENERAL MOTORS COMPANY

Items
1. G400 Rear Differential Clutch Control Module Harness (F48)

G403

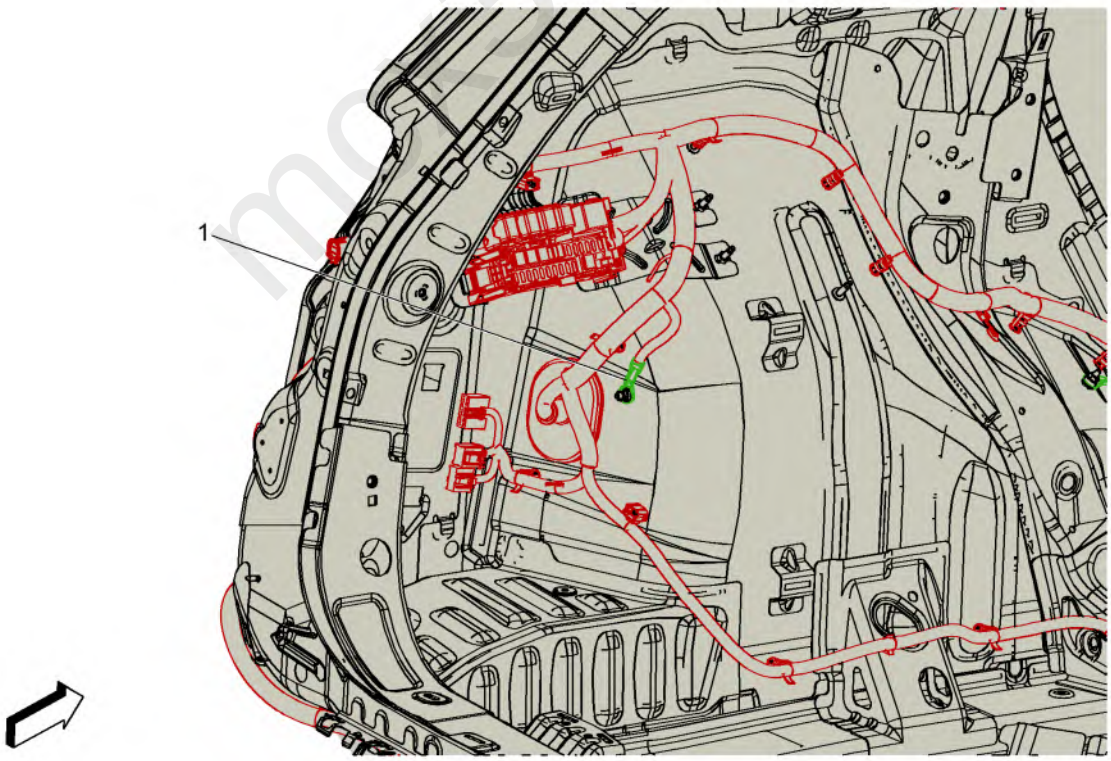

Fig. 20: G403
Courtesy of GENERAL MOTORS COMPANY

Items
1. G403 Body Harness

mcx30.com